

2001 JEEP GRAND CHEROKEE (WJ)

PARTS CATALOG

ILLUSTRATION AND TEXT
(CHASSIS - BODY - TRIM)

July 2002

SUPERSEDES
May 2002
ENGLISH



Jeep

CHRYSLER • PLYMOUTH • DODGE • JEEP

THE MOPAR DIFFERENCE

INDEX TO INFORMATION PAGES

The use of this Parts Catalog and the arrangement of information herein is explained in the General Information Section as indexed below.

Abbreviations	INF-13
Alphabetic Index	INF-10
Body Code Plate Interpretation	INF-12
Catalog Groups - Titles & Contents	INF-2
How to Use This Catalog and Locate Parts	INF-8
Illustration Index	INF-10
Illustration Numbering Index	INF-9
Index.....	INF-1
Logical Illustration Index.....	INF-3
Logical Illustrations	INF-9
Numerical Index	INF-10
Page Numbering.....	INF-9
Part Packages	INF-10
Standard Parts.....	INF-10
Symbols Used in this Catalog.....	INF-9
VIN Plate Decoding Information	INF-11

CATALOG GROUPS - TITLES & CONTENT

Group	Content
001	Component Parts for Mopar Accessories
002	Front Suspension & Drive
003	Rear Axle
004	Parking Brake
005	Service Brakes
007	Cooling
008	Electrical
009	Engine Mounting
011	Exhaust
013	Frames and Bumpers
014	Fuel
016	Propeller Shafts and U-Joints
017	Rear Suspension
019	Steering
022	Wheels, Covers and Jacks
024	Air Conditioning & Heater
025	Emission Systems
08A	Instrument Panel and Radios and Consoles
23D	Wiper/Lock Cylinder and Keys
242	Transfer Case Model 242
247	Transfer Case Model 247
4.0L	Engine 4.0L Six Cylinder
4.7L	Engine 4.7L Eight Cylinder
42RE	Automatic Transmission 4 Speed
45RFE	Automatic Transmission Multi-Speed
DWJ	Doors and Related Parts
EWJ	Exterior Ornamentation
IWJ	Interior Trim
SWJ	Body Sheet Metal Except Doors

LOGICAL ILLUSTRATION INDEX

Group	Logical Illustration	Logical Illustration Name
001	100	Audio & Electronics
001	1000	4 - Wheeling & Off Road
001	200	Carriers & Cargo Hauling
001	300	Driving Convenience
001	400	Exterior Appearance
001	500	Exterior Protection
001	600	Fog Lights & Electrical
001	800	Interior Storage
001	900	Security
002	100	Front Suspension & Strut
002	200	Front Axle Drive Shafts
002	300	Front Axle Housing
002	400	Front Axle Assembly
002	600	Front Axle Differential
002	800	Front Axle Skid Plate
003	100	Rear Axle
003	200	Differential and Housing
003	300	Rear Axle Vent
003	400	Rear Axle Shafts
004	100	Parking Brake Lever and Cables
005	100	Front Brakes
005	200	Rear Brakes
005	400	Brake Master Cylinder
005	500	Brake Lines and Hoses
005	600	Brake Pedals
007	100	Radiator and Related Parts
007	200	Water Pump and Related Parts
007	300	Tank, Coolant Engine
007	400	Pulleys and Related Parts
007	500	Drive Belts
007	600	Lines, Transmission Oil Cooler
007	700	Grilles
008	100	Starters

008	1000	Battery Tray and Cables
008	1100	Lamps - Front, Rear and Courtesy
008	1200	Wiring-Engine & Related Parts
008	1300	Wiring-Headlamp to Dash
008	1400	Wiring-Instrument Panel
008	1500	Wiring-Body & Accessories
008	1600	Wiring Repair
008	1900	Spark Plugs-Cables-Coils
008	200	Alternators
008	400	Modules
008	500	Relays
008	600	Sensors
008	700	Single Board Engine Controllers
008	800	Switches
008	900	Horns
009	100	Engine Mounting
011	100	Exhaust System
011	200	Heat Shields
013	200	Front Bumper and Fascia
013	300	Rear Bumper and Fascia
013	600	Trailer Tow
014	100	Tank, Fuel
014	1000	Speed Control
014	1100	Accelerator Pedal
014	200	Fuel Tank Filler Tube
014	300	Fuel Lines
014	400	Fuel Rail
014	500	Fuel Pump and Sending Unit
014	600	Throttle Body
014	700	Throttle Controls
014	800	Air Cleaner
014	900	Air Intake System
016	100	Propeller Shaft
017	100	Rear Suspension
017	200	Rear Stabilizer
019	100	Steering Wheel

019	200	Steering Column
019	300	Steering Gear
019	400	Steering Linkage
019	500	Power Steering Pump
019	700	Power Steering Hoses
022	100	Wheels and Hardware
022	200	Wheel Covers and Center Caps
022	300	Jack Stowage
022	400	Spare Tire Stowage
024	100	Air Conditioner and Heater Units
024	200	Air Conditioner and Heater Plumbing
024	300	Air Conditioner and Heater Controls
024	400	Air Conditioning Compressor
024	500	Air Conditioning Compressor Mounting
024	600	Air Ducts and Outlets
025	100	Emission Labels
025	300	Vacuum Canister
025	400	Emission Harness
08A	100	Instrument Panel
08A	200	Instrument Panel Cluster
08A	300	Radio, Antenna, and Speakers
08A	400	Consoles
23D	100	Lock Cylinders and Keys
23D	200	Windshield Wiper and Washer Systems
23D	300	Rear Wiper and Washer System
242	100	Transfer Case Assembly
242	1200	Gearshift Controls
242	200	Case and Related Parts
242	400	Gear Train
242	900	Fork and Rails
247	100	Transfer Case Assembly
247	1200	Gearshift Controls
247	200	Case and Related Parts
247	400	Gear Train
247	900	Fork and Rails
4.0L	200	Cylinder Head

4.0L	300	Cylinder Block
4.0L	400	Crankshaft, Piston and Torque Converter
4.0L	500	Camshafts & Valves
4.0L	600	Timing Belt and Cover
4.0L	700	Engine Oiling
4.0L	800	Manifolds
4.0L	900	Crankcase Ventilation
4.7L	200	Cylinder Head
4.7L	300	Cylinder Block
4.7L	400	Crankshaft, Pistons and Torque Converter
4.7L	500	Camshafts and Valves
4.7L	600	Timing Belt and Cover
4.7L	700	Engine Oiling
4.7L	800	Manifolds
4.7L	900	Crankcase Ventilation
42RE	100	Transmission Assembly
42RE	1000	Overdrive Gear Train
42RE	1200	Gearshift Controls
42RE	200	Case and Extension
42RE	300	Oil Pump
42RE	400	Gear Train
42RE	500	Bands, Reverse and Kickdown
42RE	700	Valve Body
45RFE	100	Transmission Assembly
45RFE	1200	Gearshift Controls
45RFE	1300	Seal and Shim Packages
45RFE	200	Case and Extension
45RFE	300	Oil Pump
45RFE	400	Gear Train
45RFE	700	Valve Body
DWJ	100	Front Door
DWJ	200	Rear Door
DWJ	500	Exterior Mirror
DWJ	600	Weatherstrips and Seals
EWJ	100	Nameplates
EWJ	200	Moldings and Ornamentation

IWJ	100	Headliner and Visor
IWJ	1000	Lift Gate Trim
IWJ	200	Panel - Mouldings, Scuff Plates
IWJ	300	Carpet and Tonneau Cover
IWJ	400	Door Trim Panels
IWJ	500	Front Seats and Attaching Parts
IWJ	600	Rear Seats and Attaching Parts
IWJ	700	Seat Belts - Front and Rear
IWJ	800	Adjusters, Covers, Shields and Risers
SWJ	1100	Roof Panels
SWJ	1200	Sunroof
SWJ	1300	Liftgate Panel
SWJ	1600	Luggage Rack
SWJ	200	Floor Pans
SWJ	300	Plugs
SWJ	400	Front Fenders
SWJ	500	Hood and Hood Release
SWJ	600	Cowl and Dash Panel
SWJ	700	Glass and Rear View Mirror
SWJ	800	Aperture Panel
SWJ	900	Quarter Panel and Pillars

HOW TO USE THIS CATALOG AND LOCATE PARTS

This Catalog is divided into Part Groups in which illustrations for parts of a similar function and/or location are published. The Group contents listing on the next page shows the type of parts contained in each group. Tabs are provided or available to separate each group.

Several methods may be used to locate a specific part:

- Option 1: From the Group Contents listing. Select the group which would most logically contain the part to be found. Open the catalog to the beginning of that group. The first page of the group will contain the part. Turn to the selected illustration and locate the part by reviewing the illustration item numbers and associated text information following the illustration.
- Option 2: If the "noun" name of the part you seek is known, an alphabetical index of Nouns and illustration titles is provided to assist in finding the part. Several keys may be found in this index.

RESERVOIR, Power Steering Oil Pump Group 19	Group Reference
ALTERNATOR All Engines 8-210	Illustration Reference
BELT, Front Seat Imdl/710/3	Illustration/Item Reference

Group by Model _____	}
Illustration Number _____	
Item _____	

- Option 3: If the part number is known but the applications need to be determined, refer to the numerical index. This index shows the group, illustration number and each part listed in the catalog. Multiple references mean the part is listed more than once.
- Option 4: Other options such as group identifiers exist in these catalogs. For Example, Group 23 Body has been broken in sections, i.e. 23A Sheet Metal now is S(model code). Example: SGS for model GS. Group 23C Doors now is D(model code) ex. DGS. Group 23 Exterior Ornamentation now is E(model code). This same logic applies to the Interior Trim Section (ex. IGS).

The Group 9 Engine sections in prior parts catalogs had been numbered 9A, 9B, 9C, etc. There was no real meaning to this numbering scheme. In this new MACS produced catalog the group numbering scheme is as follows: 2.5LD means 2.5 Liter Diesel Engine; 2.0L means 2.0 Liter Four Cylinder Gas Engine; 3.3L6T means 3.3 Liter Six Cylinder Transverse Mounted Engine; and 3.8L means 3.8 Liter Six Cylinder Engine. Also note that Engine Mounting parts are located in Group 9.

PAGE NUMBERING

Two-part page numbers are used throughout this catalog. The first part of the page designation indicates one major group or section. The second part indicates the actual page number in the group. For example:

2-1 indicates Group 2, Front Suspension, Page 1
 3-4 indicates Group 3, Axle Rear, Page 4

In the maintenance of the Loose Leaf Parts Catalog Revision Service, it may become necessary to add information beyond the capacity of the page. In this event, an "A" page will be used. For example, if it becomes necessary, because of change, to add several part numbers to page 2-1 and space does not permit the addition, you will be given Page 2-1A. Page 2-1A should be filed immediately following Page 2-1.

Figure and Item Numbers are also commonly used to identify locations in the Catalog, ie., 14-910/8 refers to Group 14, illustration 910, Item Number 8. Illustration Numbers are always ascending sequential within the Groups.

SYMBOLS USED IN THIS CATALOG

The Following symbols are commonly used with Part Number and Quantity information in this Catalog:

AR - Indicates the quantity required may vary or is to be determined by the user.

PAR - Indicates "Paint As Required"

BLANK - Indicates "All Condition"

- = "Not Illustrated"

LOGICAL ILLUSTRATIONS

Refer to Illustration in front of each group. This will give assistance to as how each group is broken down and what Specific Illustration should be referenced.

ILLUSTRATION NUMBERING INDEX

Illustration numbers in this Catalog are Group standards. This indicates group and consistent content. EXAMPLE: 8-100 is a Logical Illustration for Starters. 8-101 to 8-199 are Specific Illustrations used for Starters for all Catalogs. 8-200 will contain Alternators for all Catalogs and so on. Always refer to group index in front of each group.

ILLUSTRATION INDEX

This index is a compilation of catalog parts description data with reference to illustrations, figures and key numbers as shown:

Fender ic; Model.....Group: S(Model)Illustration 410
(Fender is located in Sheet Metal Section (S) in Illustration 410)

The first page of each group contains a listing of all illustrations and group breakdown within that group. Also refer to illustrations alphabetically listed in information section.

ALPHABETIC INDEX

This index is a compilation of catalog parts description data with a reference to the location of the item by Group, Figure, and Key Number as shown in the following example:

Housing, w/Pump.....Group 7 Illustration 210 Item 10
(Housing, w/Pump.....7-210/10)

The index will be expanded progressively as data is added to computer files. To locate a part by name refer to the Alphabetical Index. This index indicates the group and illustration and item number where the part is located. Alphabetical Index can be found in INF section of this Catalog.

NUMERICAL INDEX

A listing of Part Numbers contained in the catalog. The numbers are in numerical sequence with reference to the group and Illustration and item number where the part is located.

PARTS PACKAGES

Service Parts Packages, containing all parts needed for specific service operation, are listed in their respective groups with related parts. The listing will show adaptability and model application.

STANDARD PARTS

Important attaching standard parts such as bolts, nuts, etc, are generally listed in the text of the respective major parts groups.

VIN PLATE DECODING INFORMATION

1	2	3	4	5	6	7	8	9	10	11	12 thru 17
Country	Make	Vehicle Type	Other	Line	Series	Body Style	Engine	Check Digit	Model Year	Assy. Plant	Sequence No.

The following table interprets the VIN Plate positions shown above.

Position	Interpretation	Codes = Description
1	Country of Origin	1 = Built in United States by DaimlerChrysler Corp
2	Assembler	J = Jeep
3	Vehicle type	4 = Multipurpose Passenger Vehicle
4	GVWR & Pass Safety	D = 1 - 3000lbs (0-1360KGS) E = 3001-4000lbs (1361-1814KGS) F = 4001-5000lbs (1815-2267KGS) G = 5001-6000lbs (2268-2721KGS) H = 6001-7000lbs (2722-3175KGS) J = 7001-8000lbs (3176-3628KGS) K = 8001-9000lbs (3629-4082KGS) L = 9001-10000lbs (4083-4535KGS) M = 10001-14000lbs (4536-6350KGS)
5	Vehicle Line	X = Grand Cherokee 4x2 (LHD) W = Grand Cherokee 4x4 (LHD)
6	Series	4= Laredo - High Line 5 = Limited - Premium
7	Body Style	8 = 4 Dr. Sport Utility
8	Engine	S = 4.0L 6 Cyl. Gas (ERH) N = 4.7Liters 8 Cyl (EVA)
9	Check Digit	
10	Model Year	1 = 2001
11	Assembly Plant	C = Jefferson North Assembly
12 thru 17	Vehicle Build Sequence	Model Year Assembly Sequence

BODY CODE PLATE INTERPRETATION

The Body Code Plate is located on the Left Front Side Shield or Wheel Housing or the Upper Radiator Support. The Plate contains 7 rows of data. The bottom 3 rows are reserved for the specific information as depicted below. Starting at the fourth row (following the reserved portion), other Sales Codes used to build a specific vehicle are listed in the ascending order by ALPHA sequence.

1	2	3	4	5	6	7	8	9	10	11	12	13	14	15	16	17	18	19	20	21
22	23	24	25	26	27	28	29	30	31	32	33	34	35	36	37	38	39			
40	41	42	43	44	45	46	47	48	49	50	51	52	53	54	55	56	57	58	59	60

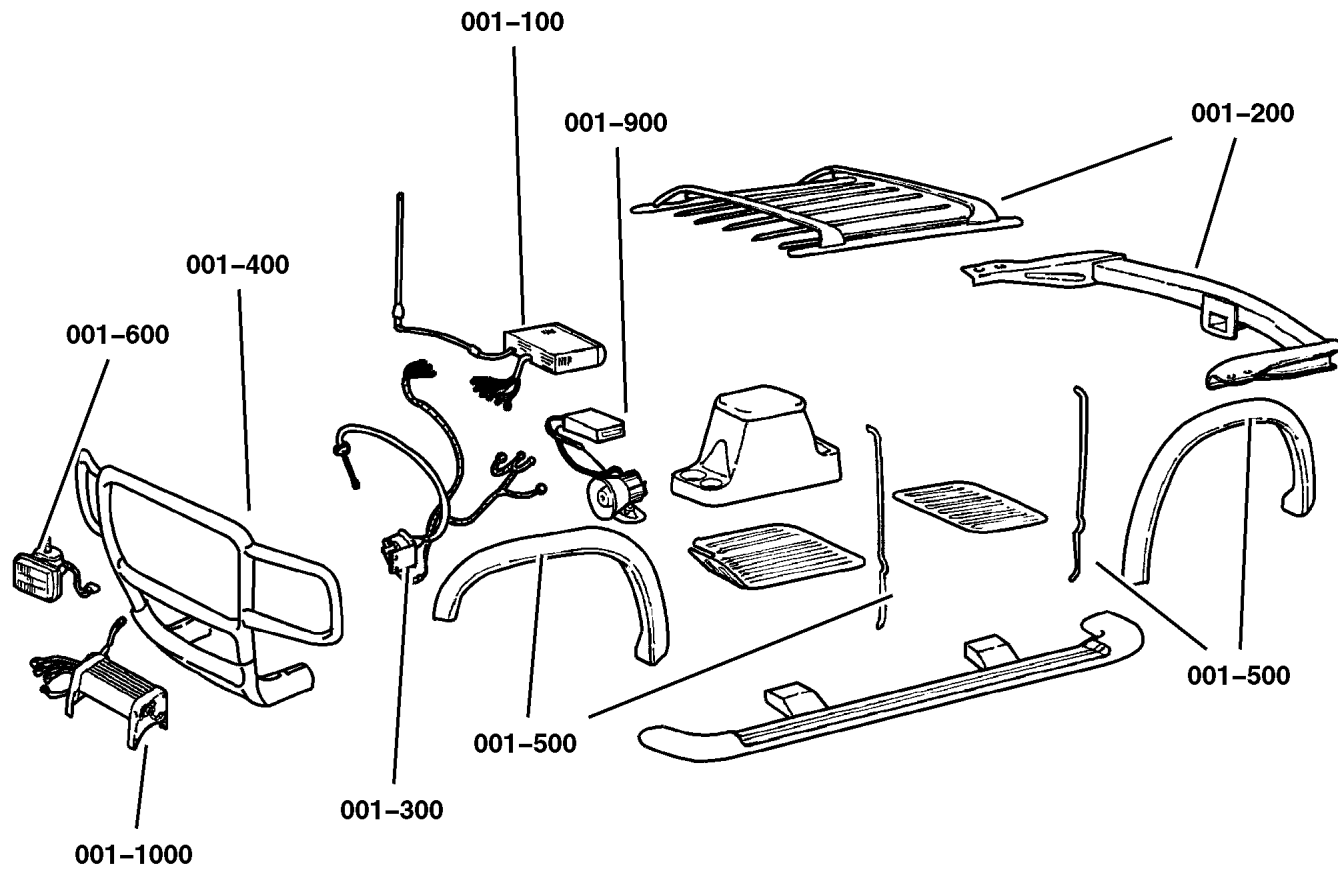
1-12	VEHICLE ORDER NUMBER
13-15	VINYL ROOF CODE/DOOR COMBO CODES
16-18	VEHICLE SHELL CAR LINE
19	PRICE CLASS
20-21	BODY TYPE
22-24	PAINT PROCEDURE
25-28	PRIMARY PAINT
29-32	SECONDARY PAINT
33-36	INTERIOR TRIM CODE
37-39	ENGINE CODES
40-42	TRANSMISSION CODES
43	MARKET CODES
44-46	VEHICLE IDENTIFICATION NUMBER (VIN) For definition of the Elements and the individual position see Vin Plate Defined.

ABBREVIATIONS

A/C	Air Conditioner
ABS	Anti-Lock Brakes System
AR	As Required
ATC	Automatic Temperature Control
AWD	All Wheel Drive
BUX	Built Up Export
CV	Constant Velocity
DOHC	Dual (or Double) OverHead Cam
EFI	Electronic Fuel Injection
EGR	Exhaust Gas Recirculation
ECU	Electronic Control Unit
FWD	Front Wheel Drive
HEX	HEXagon
HCU	Hydraulic Control Unit
I/D	Inside Diameter
L	Liter
LED	Light Emitting Diode
MAP	Manifold Absolute Pressure
MPH	Miles Per Hour
O/D	Outside Diameter
P/S	Power Steering
PSI	Pounds per Square Inch
PSF	Pounds per Square Foot
PRNODL	Park, Reverse, Neutral, Overdrive, Drive, Low
PRNDL	Park, Reverse, Neutral, Drive, Low
PTO	Power Take Off
RFI	Radio Frequency Interference
RPM	Revolutions Per Minute
RTV	Room Temperature Vulcanizer (sealant)
T/BODY	Throttle BODY
U/BODY	Under BODY
SOHC	Single OverHead Cam
PAR	Paint As Required


Group – 001




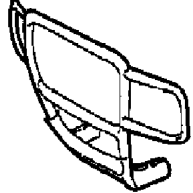
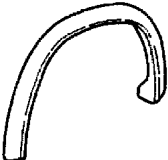
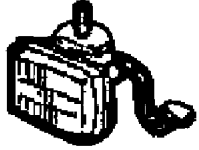


Component Parts for Mopar Accessories



Group – 001

Component Parts for Mopar Accessories



<p>001-100 Audio & Electronics</p> 	<p>001-200 Carriers & Cargo Hauling</p> 	<p>001-300 Driving Convenience</p> 	<p>001-400 Exterior Appearance</p> 
<p>001-500 Exterior Protection</p> 	<p>001-600 Fog Lights & Electrical</p> 	<p>001-800 Interior Storage</p> 	<p>001-900 Security</p> 

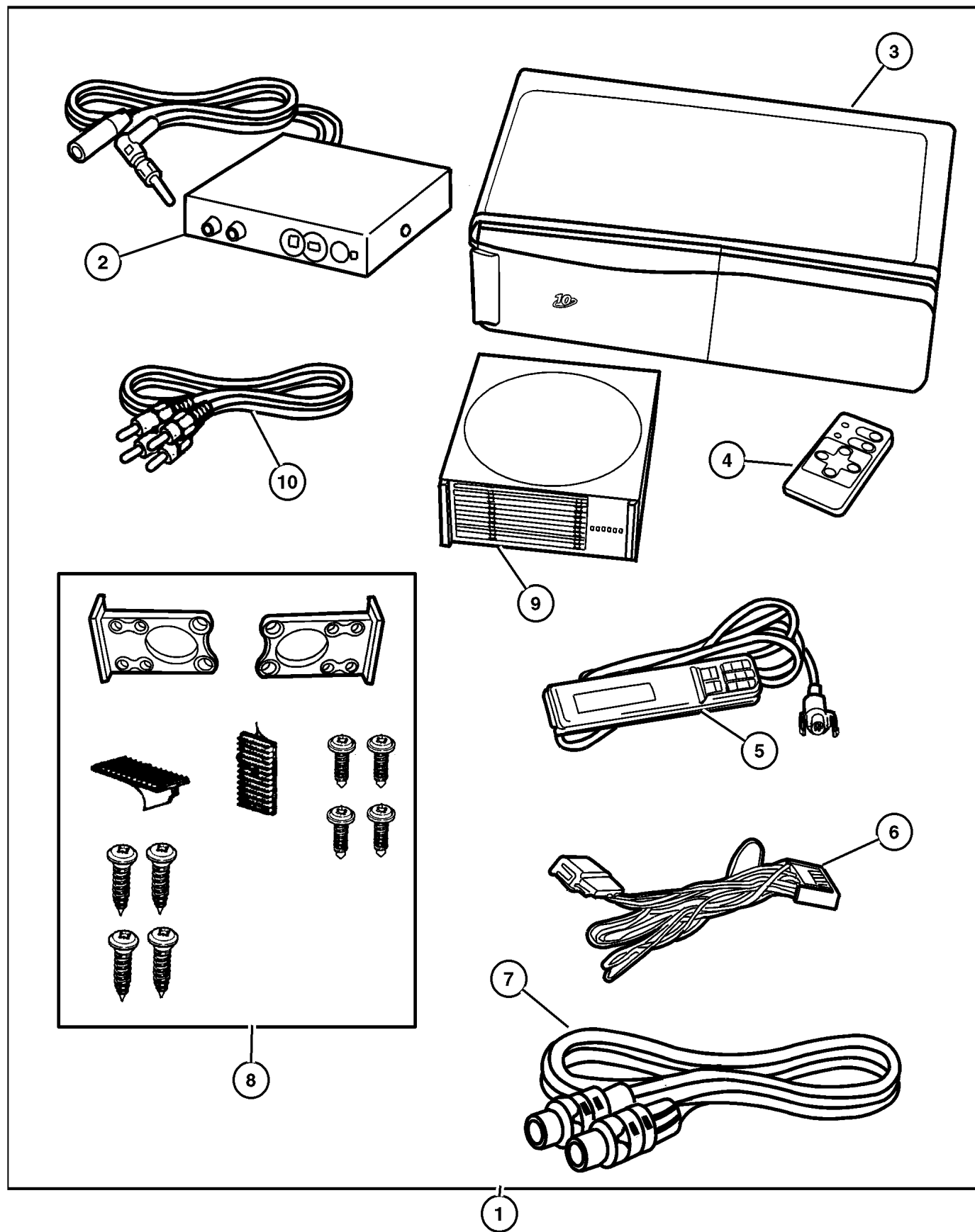
GROUP 1 - Component Parts for Mopar Accessories

Illustration Title	Group-Fig. No.
Audio & Electronics	
Player Kit - FM Modulated	Fig. 001-110
Player Kit 10-Disc	Fig. 001-115
Navigation Kit	Fig. 001-140
Speaker Kit - Sub Woofer	Fig. 001-150
Carriers & Cargo Hauling	
Bike Carrier - Fold Down 2 Bikes	Fig. 001-210
Bike Carrier - Hitch Mount 4 Bike	Fig. 001-211
Bike Carrier - Roof Mount Fork Mount	Fig. 001-212
Bike Carrier - Roof Mount Upright	Fig. 001-214
Carrier Kit - Canoe	Fig. 001-220
Carrier Kit - Water Sports	Fig. 001-222
Carrier Kit - Ski Hitch Mount 4 Pair	Fig. 001-230
Carrier Kit - Ski (Two Pair) Roof Mount	Fig. 001-232
Carrier Kit - Ski (Four Pair) Roof Mount	Fig. 001-234
Carrier Kit - Ski (Six Pair) Roof Mount	Fig. 001-236
Box Kit - Storage (Interior)	Fig. 001-260
Utility Bar Package - Roof	Fig. 001-262
Carrier Kit - Multipurpose	Fig. 001-270
Carrier Kit - Basket Type	Fig. 001-272
Luggage Carrier - Roof Mount	Fig. 001-274
Receiver Kit - Trailer Tow	Fig. 001-280
Adapter Kit - Ball Mount	Fig. 001-282
Driving Convenience	
Mounting Kit - Cellular Phone	Fig. 001-310
Filter Kit - Cabin Air	Fig. 001-315
Exterior Appearance	
Brush Guards	Fig. 001-410
Grille Guards	Fig. 001-412
Running Boards	Fig. 001-430
Side Step Kit	Fig. 001-432
Exterior Protection	
Shield Kit, Air Front	Fig. 001-510
Skid Plate Package - Front	Fig. 001-520
Skid Plate Package - Transfer Case	Fig. 001-522
Fog Lights & Electrical	
Heater Kit	Fig. 001-610
Light Pkg - Fog	Fig. 001-615
Interior Storage	
Console Package - Rear	Fig. 001-810
Guard Kit - Dog	Fig. 001-820

GROUP 1 - Component Parts for Mopar Accessories

Illustration Title	Group-Fig. No.
Security	
Alarm - EVS Plus System	Fig. 001-914
4 - Wheeling & Off Road	
Guard, Rock Rails	Fig. 001-1010

Player Kit - FM Modulated
Figure 001-110



ITEM	PART NUMBER	QTY	LINE	SERIES	BODY	ENGINE	TRANS	DESCRIPTION
NOTE: CD Changer sold only in Player Kit # 82204094								
1	8220 4094	1	J, T		74			PLAYER KIT, CD Changer - 10 Disc, Consists of: RF Modulator, Power Cord w/Suppression, NIN Cord, RCA Cords, Hand Held Remote, Brackets with Mounting Hardware and Operating Manual, 10 Disc Magazine, FM Modulated
2	4883 248	1	J, T		74			MODULATOR, FM Changer
3								CHANGER, CD, (NOT SERVICED) (Not Serviced)
4	4883 250	1	J, T		74			CONTROLLER, CD Wireless
5	4883 249	1	J, T		74			CONTROLLER, CD Wired
6	4465 117AB	1	J, T		74			ADAPTOR, A/C
7	4883 251	1	J, T		74			CABLE, Din, 5- Meter Length
8	4883 253	1	J, T		74			HARDWARE KIT, Mounting
9	4882 371AB	1	J, T		74			MAGAZINE, CD Changer, 10 Disc
10	4883 252	1	J, T		74			CABLE, CD Changer, RCA 5-Meter Length
-11	8220 4864	1	J, T		74			INSTALL KIT, CD Changer - Console

JEEP GRAND CHEROKEE (WJ)

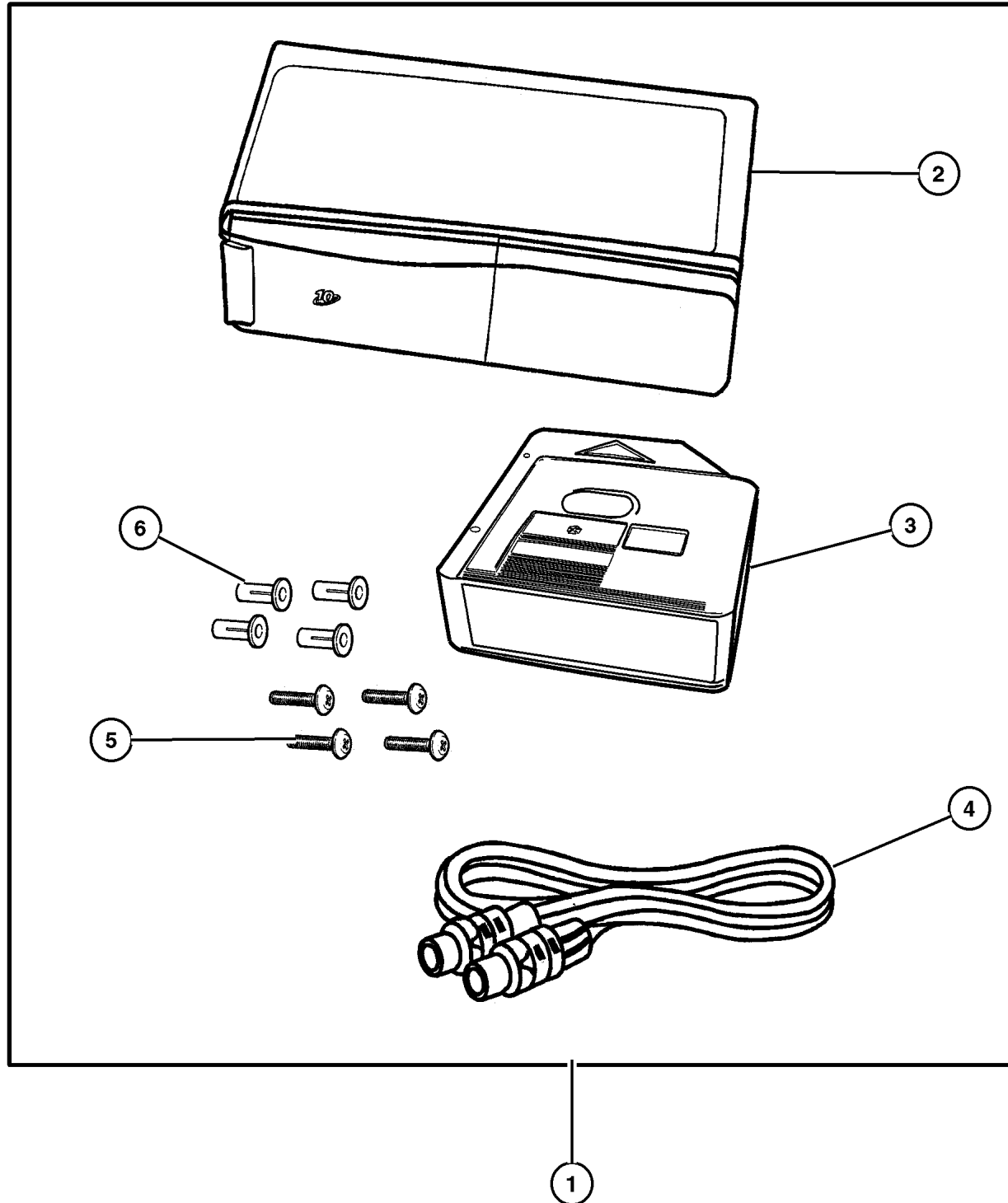
SERIES	LINE	BODY	ENGINE	TRANSMISSION
H = Laredo	J = 4WD	74 = 4 Door	ER0, ERH = 4.0L, Power Tech	DGK = 4 Speed Autm, 42RE
P = Limited	T = 2WD		EV0, EVA = 4.7L, Power Tech	DGQ = 5 Speed Automatic 5-45RFE
				DG0 = All Automatic Transm

AR = Use as required - = Non illustrated part # = New this model year

July 17, 2002

Player Kit 10-Disc
Figure 001-115

ITEM	PART NUMBER	QTY	LINE	SERIES	BODY	ENGINE	TRANS	DESCRIPTION
1	8220 4627	1	J, T		74			PLAYER KIT, CD Changer - 10 Disc
2	56042 129AC	1	J, T		74			CHANGER, CD
3	4858 564	1	J, T		74			MAGAZINE, CD Changer, 10 Disc
4	5013 661AA	1	J, T		74			CABLE, Din
5	6100 047	4						NUT AND WASHER, Hex Nut-Coned Washer, M6 x 1.00
6	6505 002AA	4						STUD



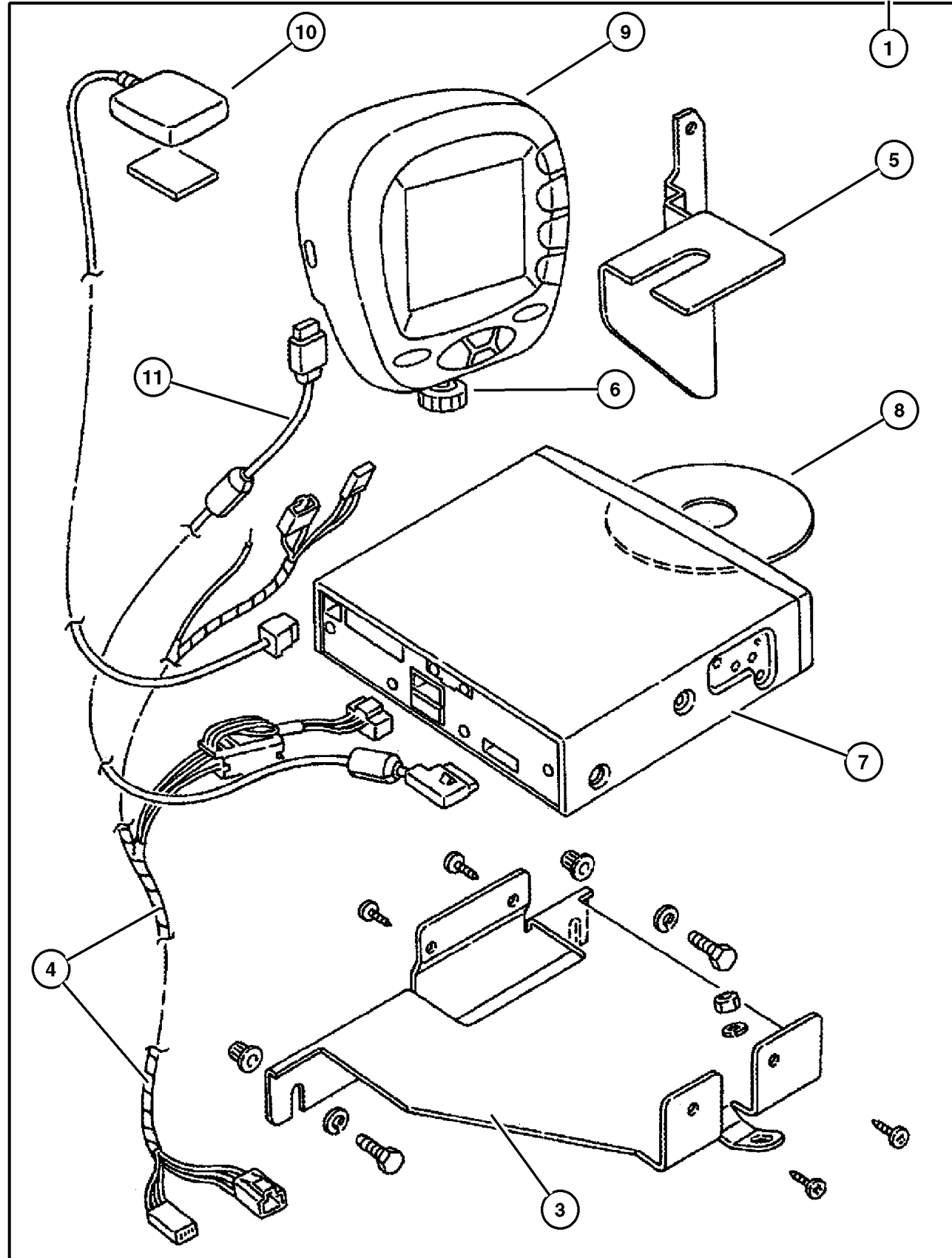
JEEP GRAND CHEROKEE (WJ)

SERIES	LINE	BODY	ENGINE	TRANSMISSION
H = Laredo	J = 4WD	74 = 4 Door	ER0, ERH = 4.0L, Power Tech	DGK = 4 Speed Autm, 42RE
P = Limited	T = 2WD		EV0, EVA = 4.7L, Power Tech	DGQ = 5 Speed Automatic 5-45RFE
				DG0 = All Automatic Transm

AR = Use as required - = Non illustrated part # = New this model year

July 17, 2002

Navigation Kit
Figure 001-140



ITEM	PART NUMBER	QTY	LINE	SERIES	BODY	ENGINE	TRANS	DESCRIPTION
1								NAVIGATION KIT, Vehicle
	8220 5773	1	J, T		74			Western U.S.
	8220 5774	1	J, T		74			Central U.S.
	8220 5775	1	J, T		74			Eastern U.S.
-2	8220 3459	1	J, T		74			INSTALL KIT, Vehicle Navigation System
3	5017 423AA	1	J, T		74			BRACKET, Navigation Controller, Also Serviced in Install Kit
4	5017 421AA	1	J, T		74			WIRING, Navigation System, Also Serviced in Install Kit
5	5017 422AA	1	J, T		74			BRACKET, Navigation Display, Also Serviced in Install Kit
6								SCREW, Thumb, Also Serviced in Install Kit, (NOT SERVICED) (Not Serviced)
7	5017 419AB	1	J, T		74			CONTROLLER, Vehicle Navigation
8								COMPACT DISC, Navigation
	5017 415AB	1	J, T		74			Western U.S.
	5017 416AB	1	J, T		74			Central U.S.
	5017 417AB	1	J, T		74			Eastern U.S.
9	5017 418AA	1	J, T		74			MODULE, Navigation Display
10	5017 420AA	1	J, T		74			ANTENNA, Global Positioning
11	5017 433AA	1	J, T		74			WIRING, Navigation Display


JEEP GRAND CHEROKEE (WJ)

SERIES	LINE	BODY	ENGINE	TRANSMISSION
H = Laredo	J = 4WD	74 = 4 Door	ER0, ERH = 4.0L, Power Tech	DGK = 4 Speed Autm, 42RE
P = Limited	T = 2WD		EV0, EVA = 4.7L, Power Tech	DGQ = 5 Speed Automatic 5-45RFE
				DG0 = All Automatic Transm

AR = Use as required - = Non illustrated part # = New this model year

July 17, 2002

Speaker Kit - Sub Woofer
Figure 001-150



ITEM	PART NUMBER	QTY	LINE	SERIES	BODY	ENGINE	TRANS	DESCRIPTION
------	-------------	-----	------	--------	------	--------	-------	-------------

NOTE: Package contains wiring and attaching hardware

1	8220 5263	1	J, T		74			SPEAKER KIT, Sub Woofer Agate
	8220 5264	1	J, T		74			Camel
	8220 5265	1	J, T		74			Taupe
-2	5017 101AA	1			74			SPEAKER KIT, Subwoofer
-3	5017 103AA	1			74			AMPLIFIER, Subwoofer

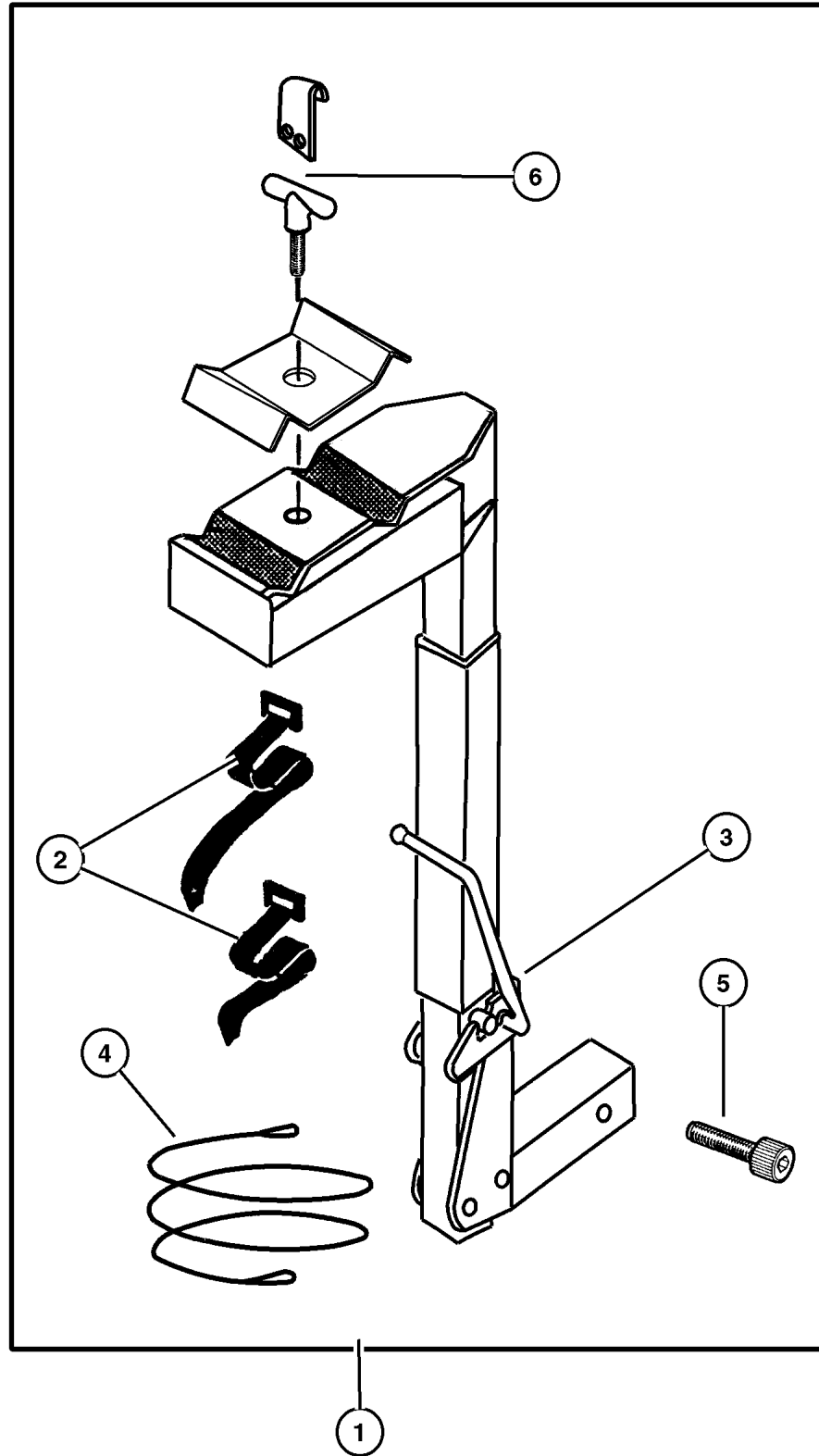
JEEP GRAND CHEROKEE (WJ)

SERIES	LINE	BODY	ENGINE	TRANSMISSION
H = Laredo	J = 4WD	74 = 4 Door	ER0, ERH = 4.0L, Power Tech	DGK = 4 Speed Autm, 42RE
P = Limited	T = 2WD		EV0, EVA = 4.7L, Power Tech	DGQ = 5 Speed Automatic 5-45RFE
				DG0 = All Automatic Transm

AR = Use as required - = Non illustrated part # = New this model year

July 17, 2002

Bike Carrier - Fold Down 2 Bikes
Figure 001-210



ITEM	PART NUMBER	QTY	LINE	SERIES	BODY	ENGINE	TRANS	DESCRIPTION
NOTE: Folds down for access to rear hatch, has anti theft bolts.								
1	8220 4453	1	J, T		74			CARRIER KIT, Bike
2	4762 880	1	J, T		74			STRAP KIT, Velcro, Consists of: 1-Long and 1-Short Strap
3	4762 881	1	J, T		74			STRAP KIT, Bike Carrier Latch, Consists of: 1- Rubber Strap
4	4762 882	1	J, T		74			LOCK KIT, Bike Carrier Handle
5	5016 776AA	1	J, T		74			BOLT KIT, Security
6	5016 657AA	1	J, T		74			HARDWARE KIT, Accessory, T-Handle

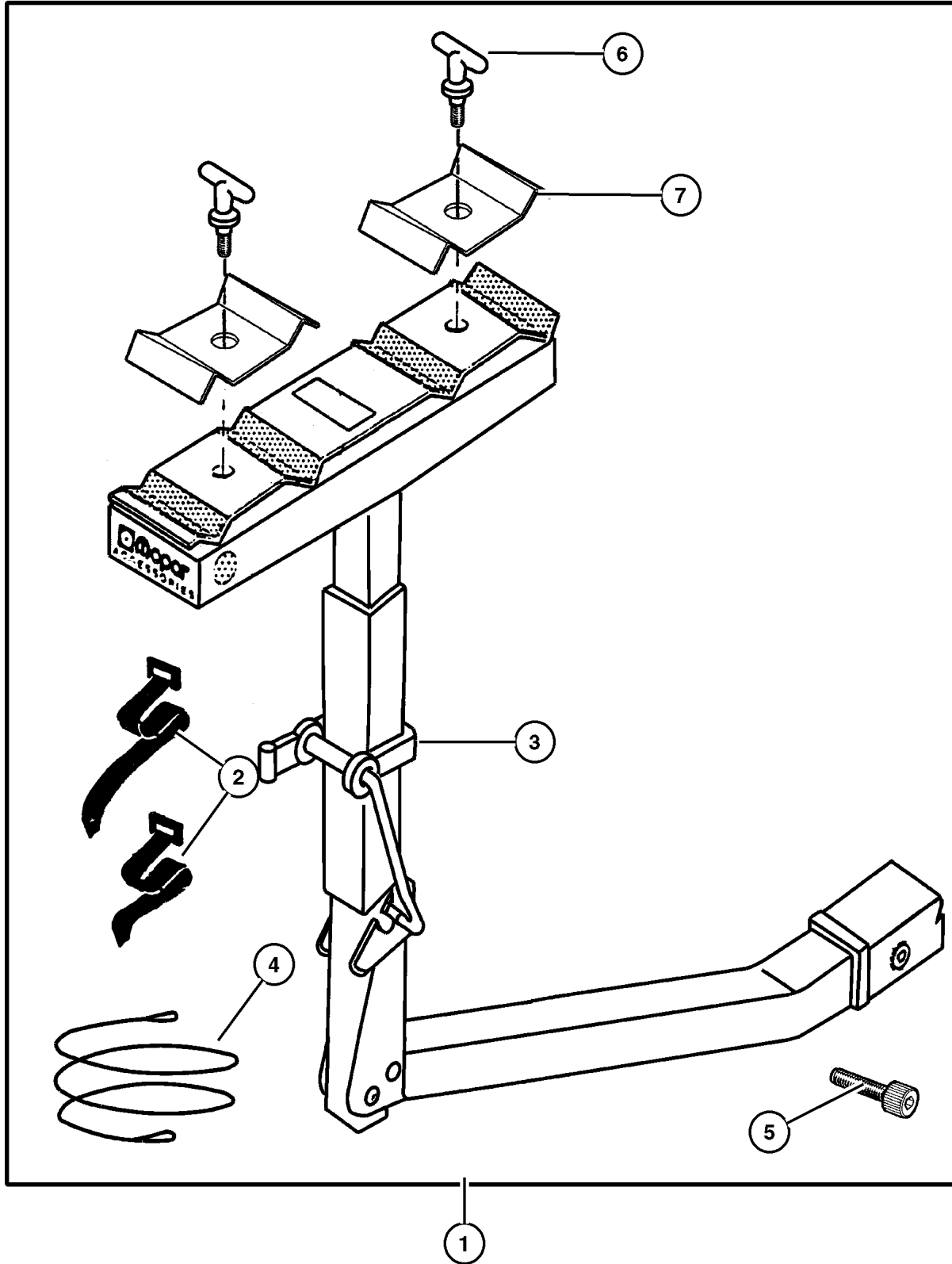
JEEP GRAND CHEROKEE (WJ)

SERIES	LINE	BODY	ENGINE	TRANSMISSION
H = Laredo	J = 4WD	74 = 4 Door	ER0, ERH = 4.0L, Power Tech	DGK = 4 Speed Autm, 42RE
P = Limited	T = 2WD		EV0, EVA = 4.7L, Power Tech	DGQ = 5 Speed Automatic 5-45RFE
				DG0 = All Automatic Transm

AR = Use as required - = Non illustrated part # = New this model year

July 17, 2002

**Bike Carrier - Hitch Mount 4 Bike
Figure 001-211**



ITEM	PART NUMBER	QTY	LINE	SERIES	BODY	ENGINE	TRANS	DESCRIPTION
1	8220 4328	1	J, T		74			CARRIER KIT, Bike, 2-Inch hitch opening, Four Bike
2	4762 880	1	J, T		74			STRAP KIT, Velcro, Consists of: 1-Long and 1- Short
3	5016 775AA	1	J, T		74			STRAP KIT, Bike Carrier Latch, Consists of: 2- Rubber Straps
4	4762 882	1	J, T		74			LOCK KIT, Bike Carrier Handle
5	5016 776AA	1	J, T		74			BOLT KIT, Security, Consists of: 1- Security Bolt, 1-Security Wrench, washer and nut. For use with a 2 inch Receiver.
6	5016 657AA	1	J, T		74			HARDWARE KIT, Accessory, T-Handle
7	5016 657AA	1	J, T		74			HARDWARE KIT, Accessory, Top Clamp

-82204328 uses Two Total

JEEP GRAND CHEROKEE (WJ)

SERIES	LINE	BODY	ENGINE	TRANSMISSION
H = Laredo	J = 4WD	74 = 4 Door	ER0, ERH = 4.0L, Power Tech	DGK = 4 Speed Autm, 42RE
P = Limited	T = 2WD		EV0, EVA = 4.7L, Power Tech	DGQ = 5 Speed Automatic
				5-45RFE
				DG0 = All Automatic Transm

AR = Use as required - = Non illustrated part # = New this model year

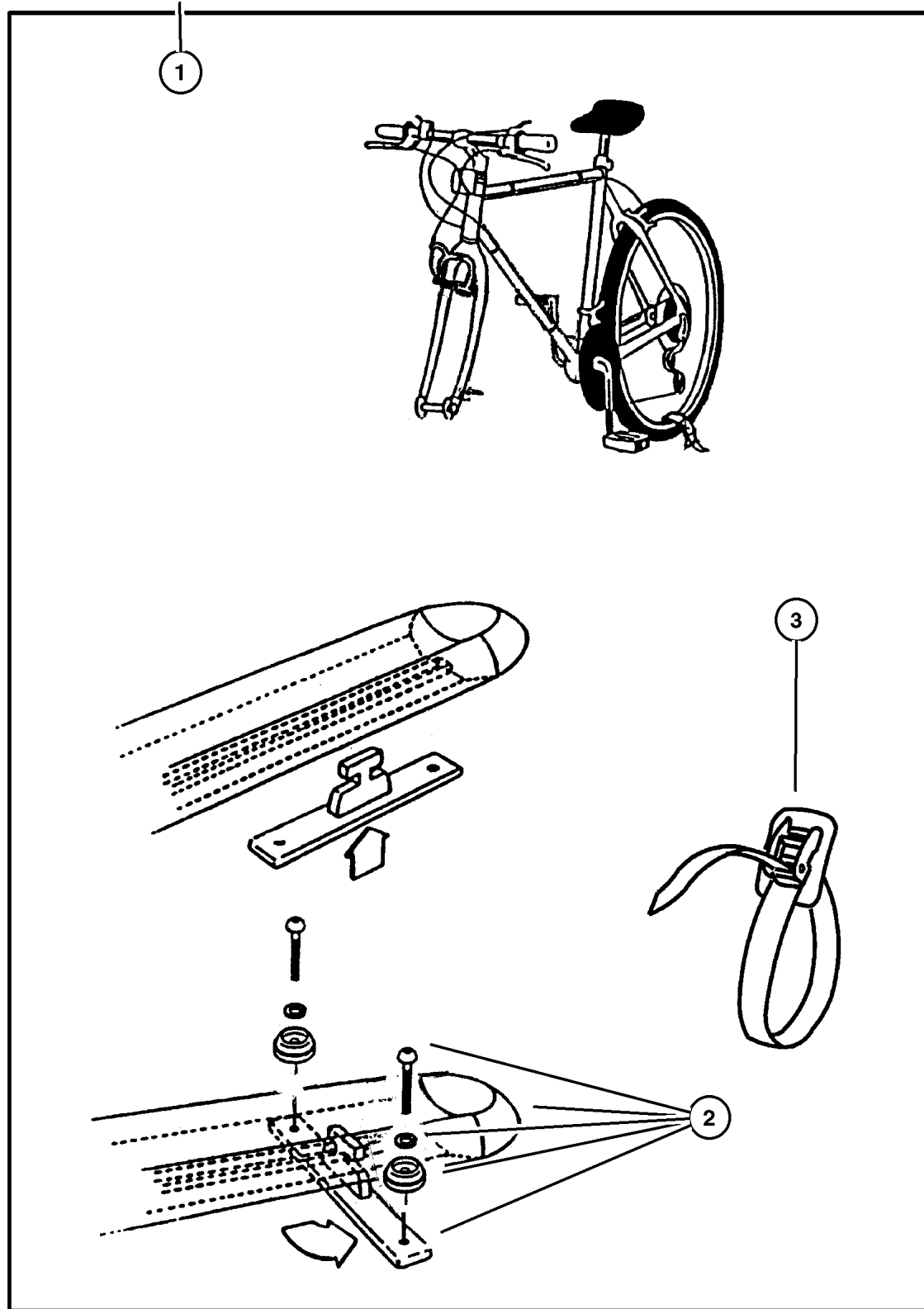
July 17, 2002

Bike Carrier - Roof Mount Fork Mount
Figure 001-212

ITEM	PART NUMBER	QTY	LINE	SERIES	BODY	ENGINE	TRANS	DESCRIPTION
------	-------------	-----	------	--------	------	--------	-------	-------------

NOTE: Hardware Kit also contained in Carrier Kit.

1	8230 0585	1	J, T		74			CARRIER KIT, Bike, Fork - Mount
2	5016 512AA	1	J, T		74			HARDWARE KIT, Accessory
3	5016 513AA	1	J, T		74			STRAP, Cargo Tie Down



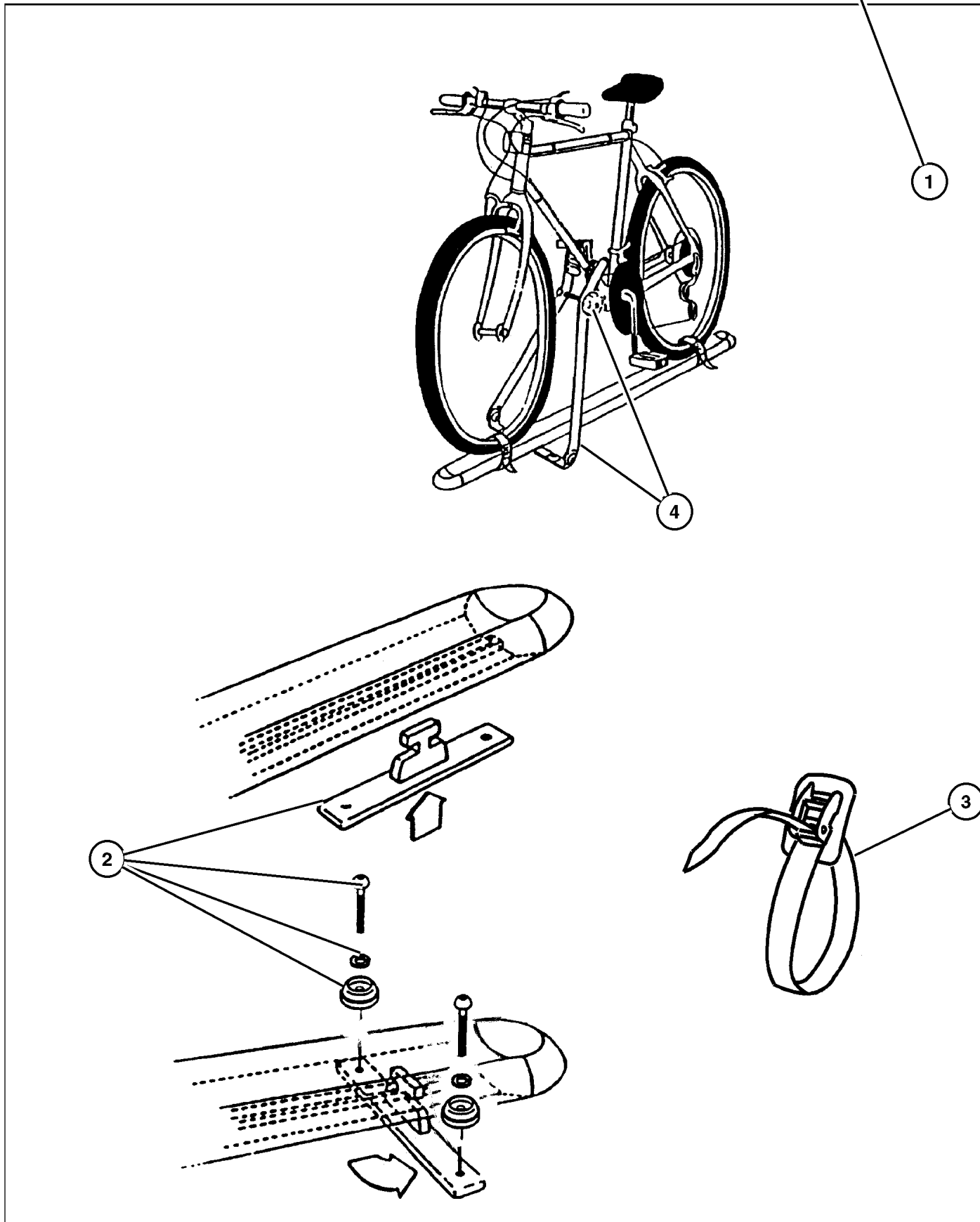
JEEP GRAND CHEROKEE (WJ)

SERIES	LINE	BODY	ENGINE	TRANSMISSION
H = Laredo	J = 4WD	74 = 4 Door	ER0, ERH = 4.0L, Power Tech	DGK = 4 Speed Autm, 42RE
P = Limited	T = 2WD		EV0, EVA = 4.7L, Power Tech	DGQ = 5 Speed Automatic 5-45RFE
				DG0 = All Automatic Transm

AR = Use as required - = Non illustrated part # = New this model year

July 17, 2002

Bike Carrier - Roof Mount Upright
Figure 001-214



ITEM	PART NUMBER	QTY	LINE	SERIES	BODY	ENGINE	TRANS	DESCRIPTION
NOTE: Kit has Upright Clamp for Bike								
1	8220 3471	1	J, T		74			CARRIER KIT, Bike
2	5016 512AA	1	J, T		74			HARDWARE KIT, Accessory
3	5016 513AA	1	J, T		74			STRAP, Cargo Tie Down
4	5018 194AA	1	J, T		74			HARDWARE KIT, Bike Carrier

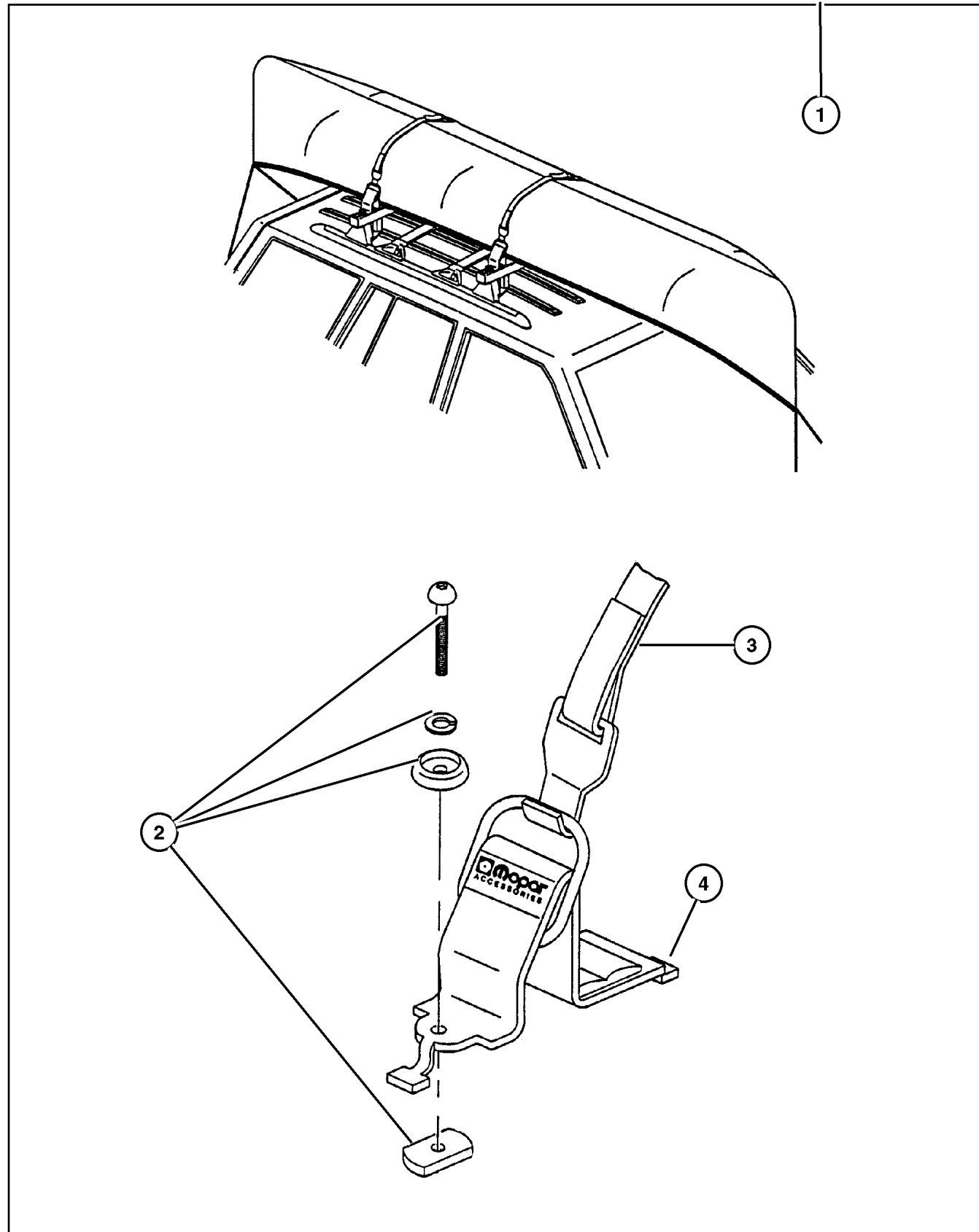
JEEP GRAND CHEROKEE (WJ)

SERIES	LINE	BODY	ENGINE	TRANSMISSION
H = Laredo	J = 4WD	74 = 4 Door	ER0, ERH = 4.0L, Power Tech	DGK = 4 Speed Autm, 42RE
P = Limited	T = 2WD		EV0, EVA = 4.7L, Power Tech	DGQ = 5 Speed Automatic 5-45RFE
				DG0 = All Automatic Transm

AR = Use as required - = Non illustrated part # = New this model year

July 17, 2002

Carrier Kit - Canoe
Figure 001-220



ITEM	PART NUMBER	QTY	LINE	SERIES	BODY	ENGINE	TRANS	DESCRIPTION
NOTE: Use only with Sport Utility Bar								
NOTE: Hardware Kit also contained in Carrier Kit								
1	8220 4700	1	J, T		74			CARRIER KIT, Water Sports
2	5016 389AA	1	J, T		74			HARDWARE KIT, Accessory
3	5016 511AA	1	J, T		74			STRAP, Cargo Tie Down
4	5016 510AA	1	J, T		74			BRACKET, Cargo Tie Down

JEEP GRAND CHEROKEE (WJ)

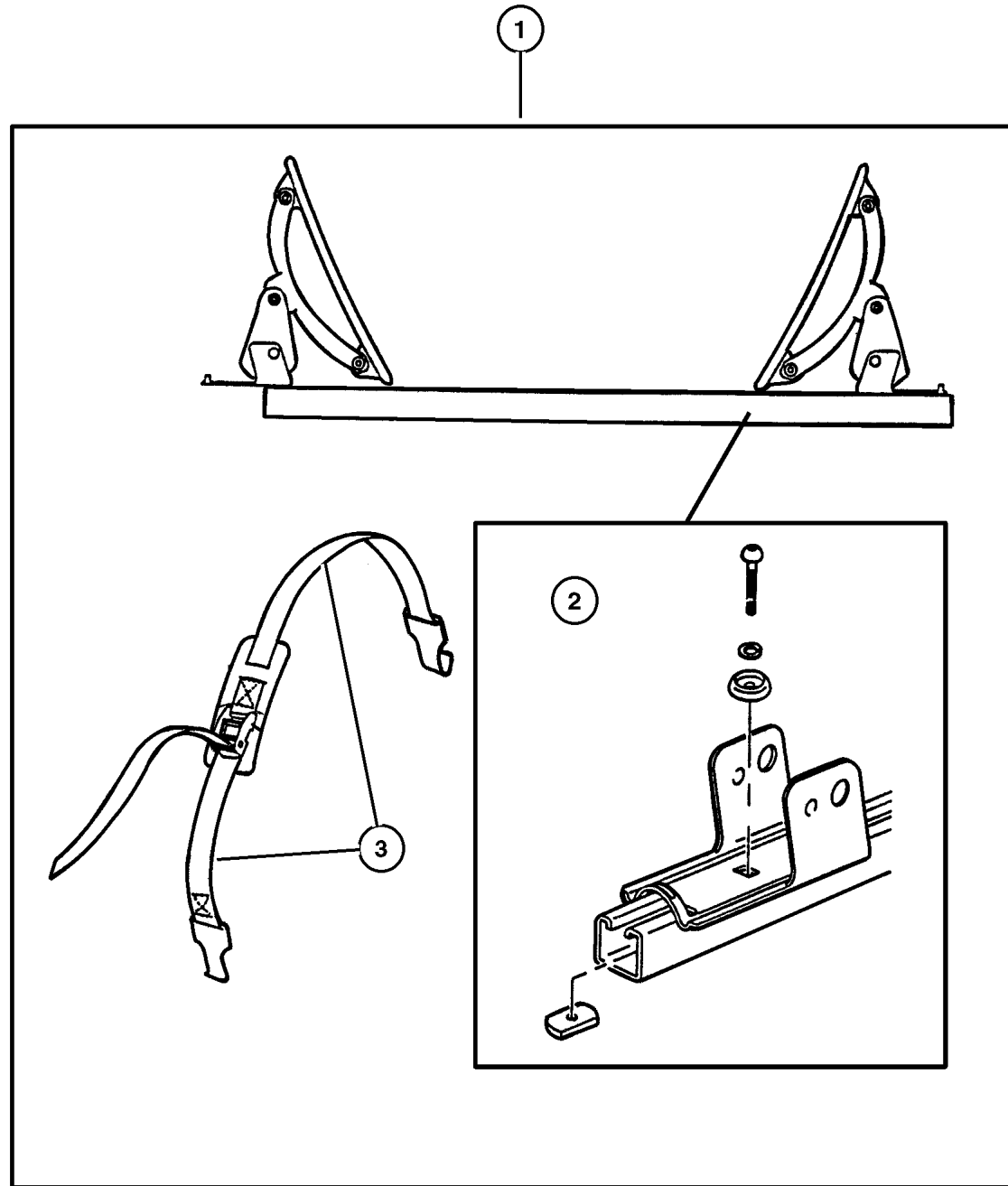
SERIES	LINE	BODY	ENGINE	TRANSMISSION
H = Laredo	J = 4WD	74 = 4 Door	ER0, ERH = 4.0L, Power Tech	DGK = 4 Speed Autm, 42RE
P = Limited	T = 2WD		EV0, EVA = 4.7L, Power Tech	DGQ = 5 Speed Automatic 5-45RFE
				DG0 = All Automatic Transm

AR = Use as required - = Non illustrated part # = New this model year

July 17, 2002

Carrier Kit - Water Sports
Figure 001-222

ITEM	PART NUMBER	QTY	LINE	SERIES	BODY	ENGINE	TRANS	DESCRIPTION
1	8220 4701	1	J, T		74			CARRIER KIT, Water Sports
2	5016 389AA	1	J, T		74			HARDWARE KIT, Accessory, Consists of: 4-25MM Button Head Screws, 4-30MM Button Head Screws, 4-Lock Washers, 4- Dome Washers, 4-Rubber Washers and 4-T-Nuts
3	5016 511AA	1	J, T		74			STRAP, Cargo Tie Down



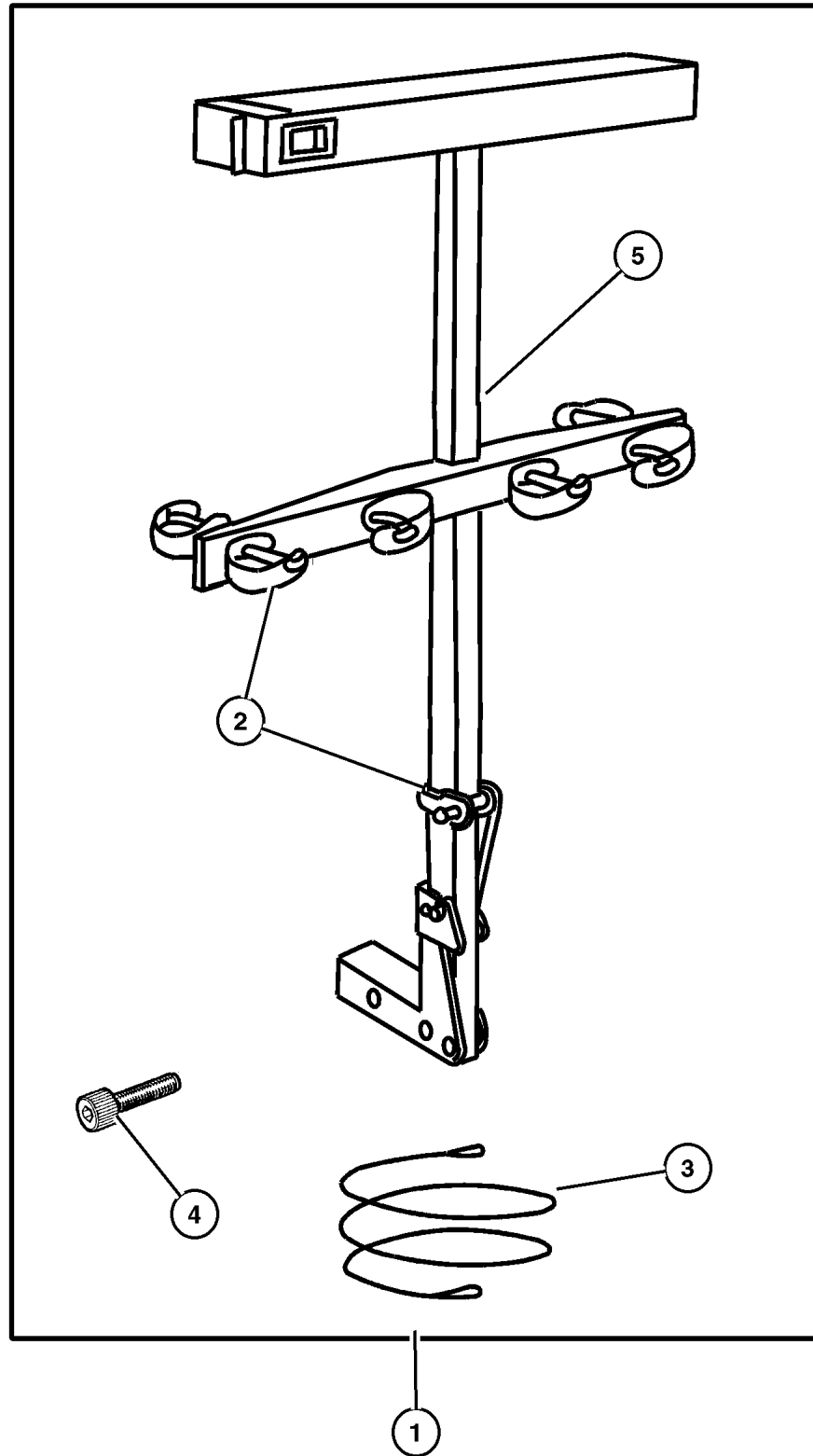
JEEP GRAND CHEROKEE (WJ)

SERIES	LINE	BODY	ENGINE	TRANSMISSION
H = Laredo	J = 4WD	74 = 4 Door	ER0, ERH = 4.0L, Power Tech	DGK = 4 Speed Autm, 42RE
P = Limited	T = 2WD		EV0, EVA = 4.7L, Power Tech	DGQ = 5 Speed Automatic 5-45RFE
				DG0 = All Automatic Transm

AR = Use as required - = Non illustrated part # = New this model year

July 17, 2002

Carrier Kit - Ski Hitch Mount 4 Pair
Figure 001-230



ITEM	PART NUMBER	QTY	LINE	SERIES	BODY	ENGINE	TRANS	DESCRIPTION
1	8220 4455	1	J, T		74			CARRIER KIT, Ski - 4 Pair, 2' Receiver
2	4762 881	1	J, T		74			STRAP KIT, Bike Carrier Latch, Consists of: 1- Rubber Strap
3	4762 882	1	J, T		74			LOCK KIT, Bike Carrier Handle
4	5016 776AA	1	J, T		74			BOLT KIT, Security, Consists of: 1- Security Bolt, 1- Security Wrench, 1- Washer and Nut
5	5016 610AA	1	J, T		74			HARDWARE KIT, Accessory, T-Handle

JEEP GRAND CHEROKEE (WJ)

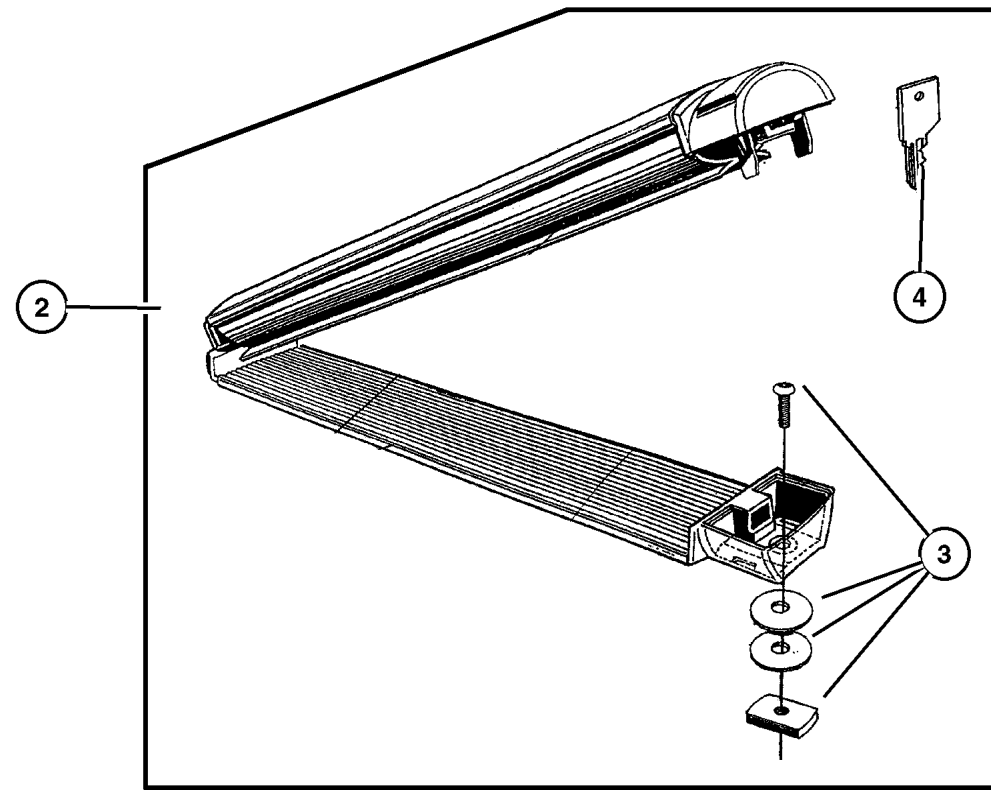
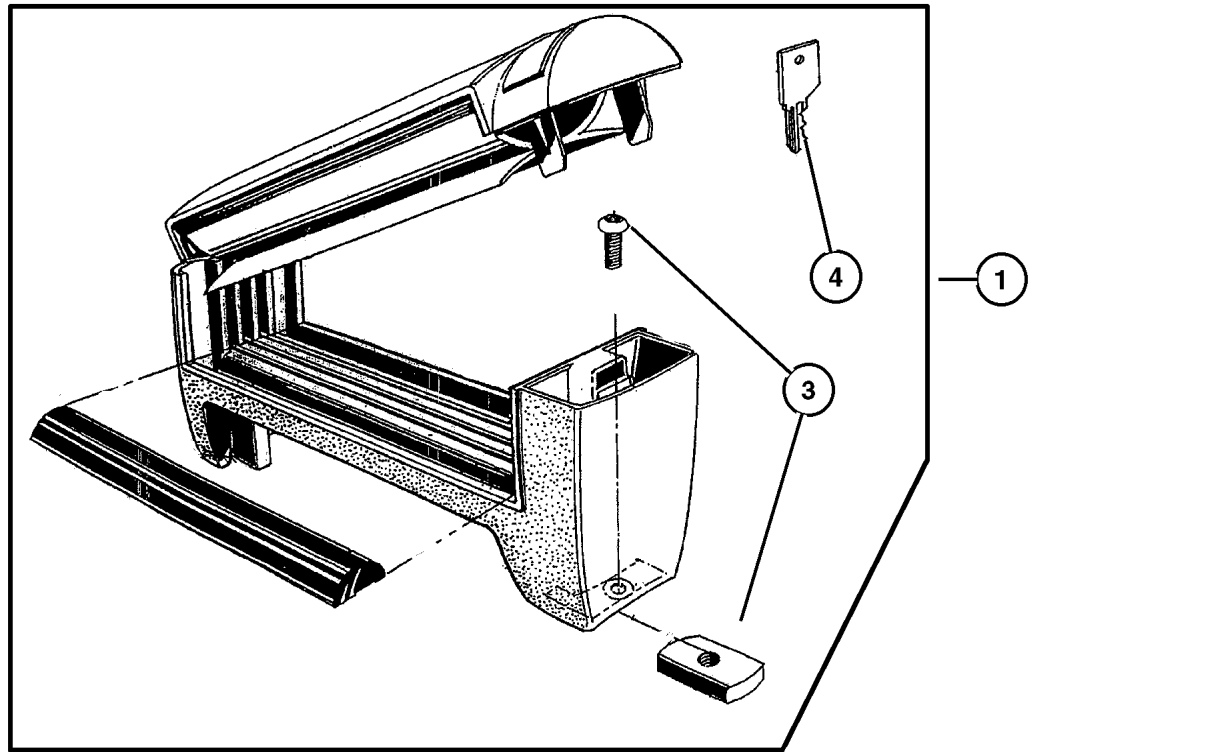
SERIES	LINE	BODY	ENGINE	TRANSMISSION
H = Laredo	J = 4WD	74 = 4 Door	ER0, ERH = 4.0L, Power Tech	DGK = 4 Speed Autm, 42RE
P = Limited	T = 2WD		EV0, EVA = 4.7L, Power Tech	DGQ = 5 Speed Automatic 5-45RFE
				DG0 = All Automatic Transm

AR = Use as required - = Non illustrated part # = New this model year

July 17, 2002

**Carrier Kit - Ski (Two Pair) Roof Mount
Figure 001-232**

ITEM	PART NUMBER	QTY	LINE	SERIES	BODY	ENGINE	TRANS	DESCRIPTION
NOTE: New keys are Vendor Ship Direct.								
1	8220 3474	1						CARRIER KIT, Ski - 2 Pair, High Mount
2	8220 3472	1						CARRIER KIT, Ski
3	5018 389AA	1						HARDWARE KIT, Mounting High Mount
4	5019 077AA	1						KEY, Master, (NOT SERVICED) (Not Serviced)
-5	5016 513AA	1	J, T		74			STRAP, Cargo Tie Down



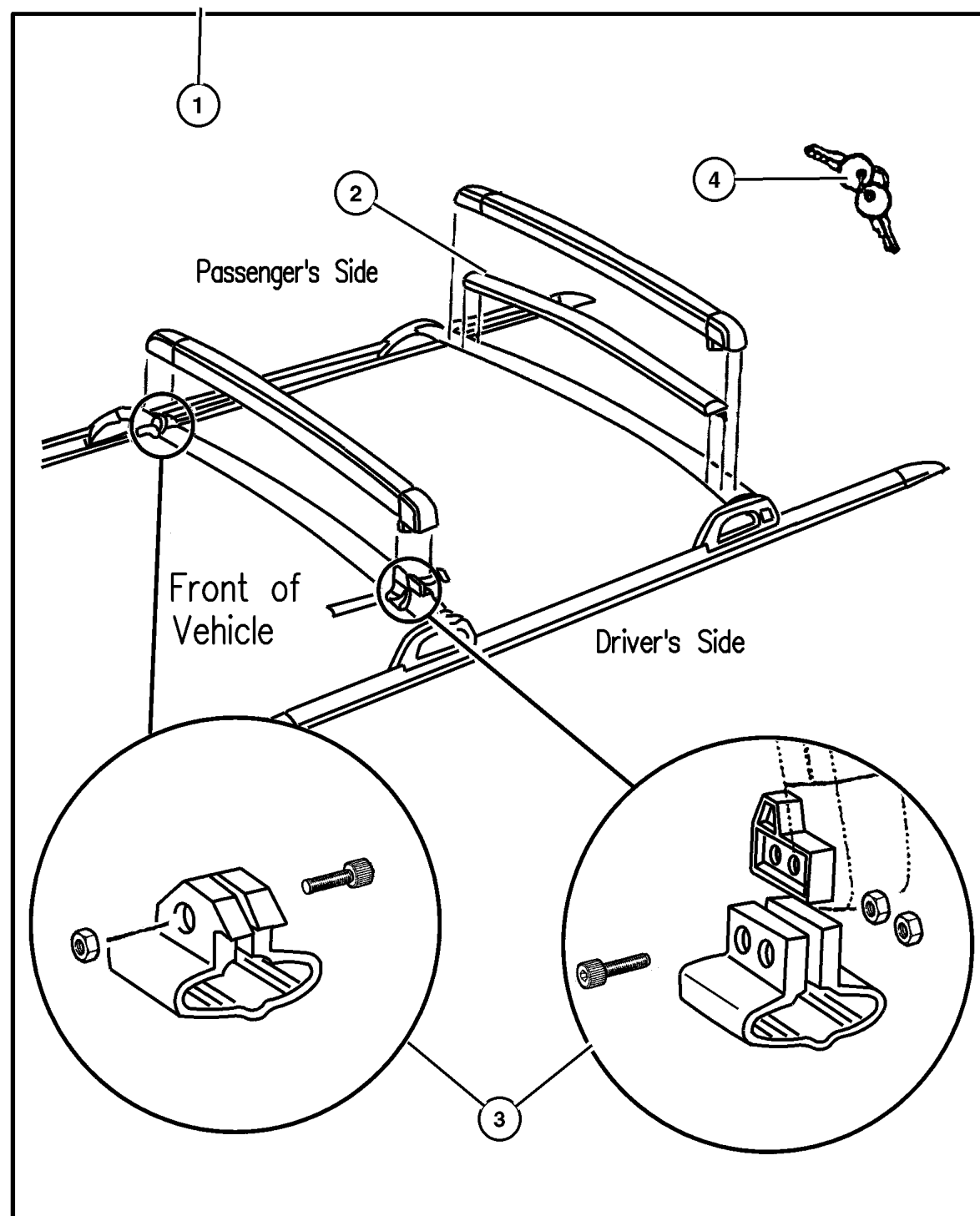
JEEP GRAND CHEROKEE (WJ)				
SERIES	LINE	BODY	ENGINE	TRANSMISSION
H = Laredo	J = 4WD	74 = 4 Door	ER0, ERH = 4.0L, Power Tech	DGK = 4 Speed Autm, 42RE
P = Limited	T = 2WD		EV0, EVA = 4.7L, Power Tech	DGQ = 5 Speed Automatic 5-45RFE
				DG0 = All Automatic Transm

AR = Use as required - = Non illustrated part # = New this model year

July 17, 2002

Carrier Kit - Ski (Four Pair) Roof Mount
Figure 001-234

ITEM	PART NUMBER	QTY	LINE	SERIES	BODY	ENGINE	TRANS	DESCRIPTION
1	8220 4101	1	J, T		74			CARRIER KIT, Ski - 4 Pair
2	4797 617	1	J, T		74			PAD, Crossbar, Comes in 36 Inches, Cut to Size.
3	4797 618	1	J, T		74			HARDWARE KIT, Accessory
4	4796 058	1	J, T		74			LOCK KIT, Carrier, Consists of: 2-Lock Assy, with Keys and 2-Clips



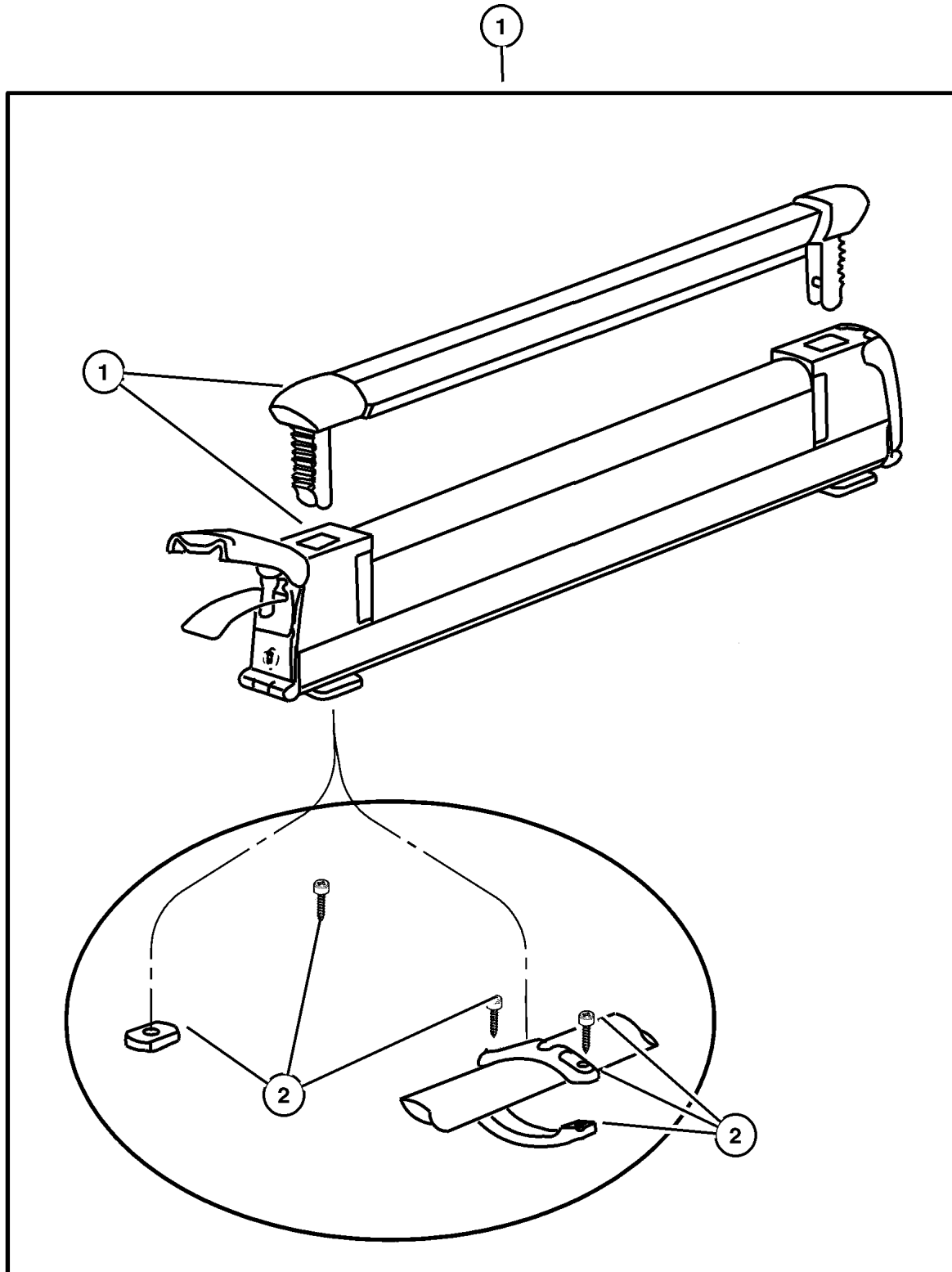
JEEP GRAND CHEROKEE (WJ)				
SERIES	LINE	BODY	ENGINE	TRANSMISSION
H = Laredo	J = 4WD	74 = 4 Door	ER0, ERH = 4.0L, Power Tech	DGK = 4 Speed Autm, 42RE
P = Limited	T = 2WD		EV0, EVA = 4.7L, Power Tech	DGQ = 5 Speed Automatic
				5-45RFE
				DG0 = All Automatic Transm

AR = Use as required - = Non illustrated part # = New this model year

July 17, 2002

Carrier Kit - Ski (Six Pair) Roof Mount
Figure 001-236

ITEM	PART NUMBER	QTY	LINE	SERIES	BODY	ENGINE	TRANS	DESCRIPTION
1	8220 5994	1						CARRIER KIT, Ski
2	5019 362AA	1						HARDWARE KIT, Mounting



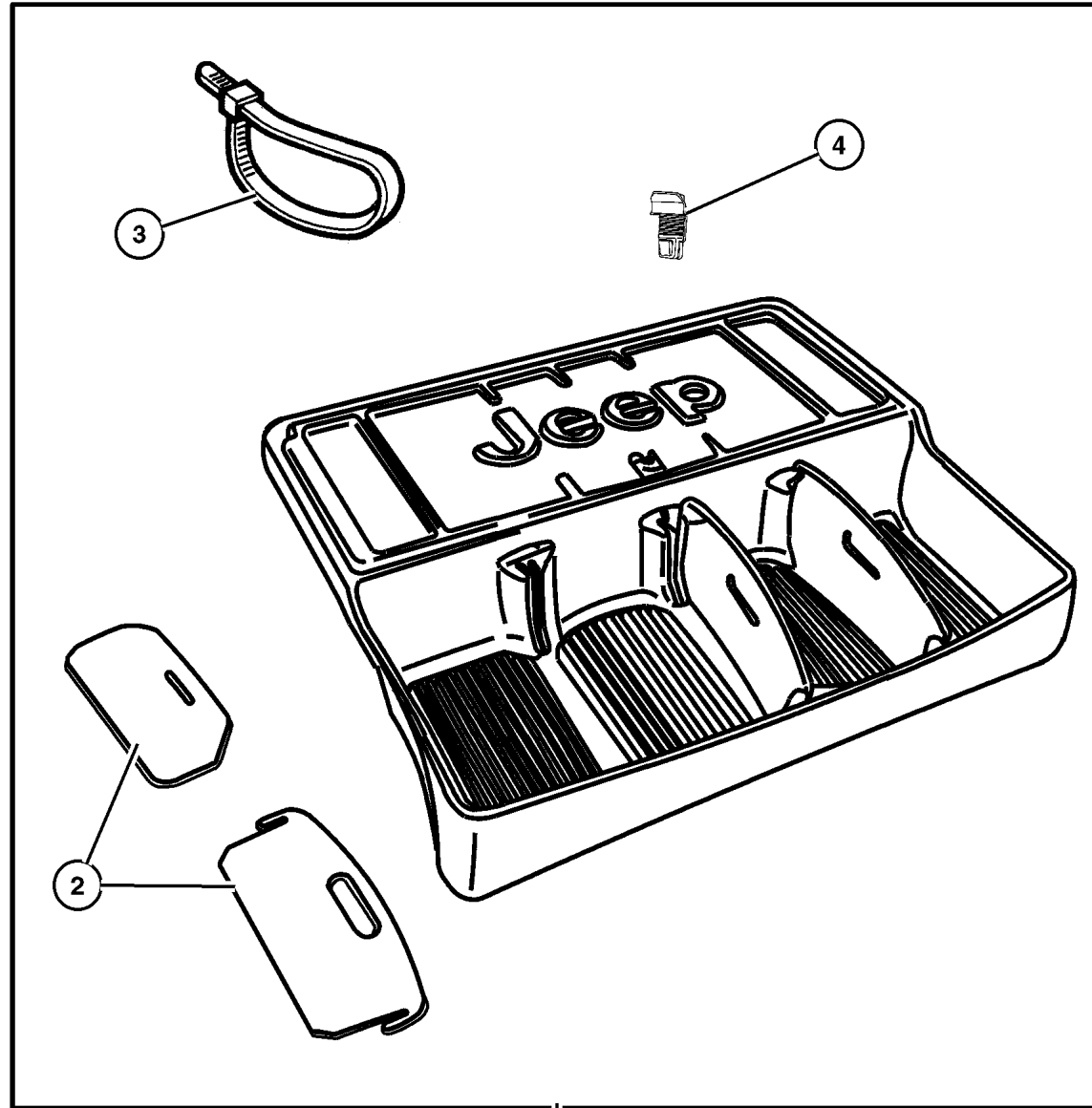
JEEP GRAND CHEROKEE (WJ)				
SERIES	LINE	BODY	ENGINE	TRANSMISSION
H = Laredo	J = 4WD	74 = 4 Door	ER0, ERH = 4.0L, Power Tech	DGK = 4 Speed Autm, 42RE
P = Limited	T = 2WD		EV0, EVA = 4.7L, Power Tech	DGQ = 5 Speed Automatic 5-45RFE
				DG0 = All Automatic Transm

AR = Use as required - = Non illustrated part # = New this model year

July 17, 2002

**Box Kit - Storage (Interior)
Figure 001-260**

ITEM	PART NUMBER	QTY	LINE	SERIES	BODY	ENGINE	TRANS	DESCRIPTION
NOTE: Mounts Behind Rear Seat. Box is approximately 45" W/18"D/8"H. The tray is located between the box & liftgate - Molded unit has lockable area.								
1	8220 5010	1	J, T		74			BOX KIT, Storage-Interior, Consists of: Items 2 thru 4
2	5016 544AA	1	J, T		74			DIVIDER KIT, Cargo, Drop-in Dividers: 4 Total: 2-Front, 2-Rear
3	5016 545AA	1	J, T		74			STRAP, Cargo Tie Down, Used to Attach Box to Load Floor
4	5016 546AA	1	J, T		74			LOCK KIT, Storage, Consists of: Keys & Cylinder



1

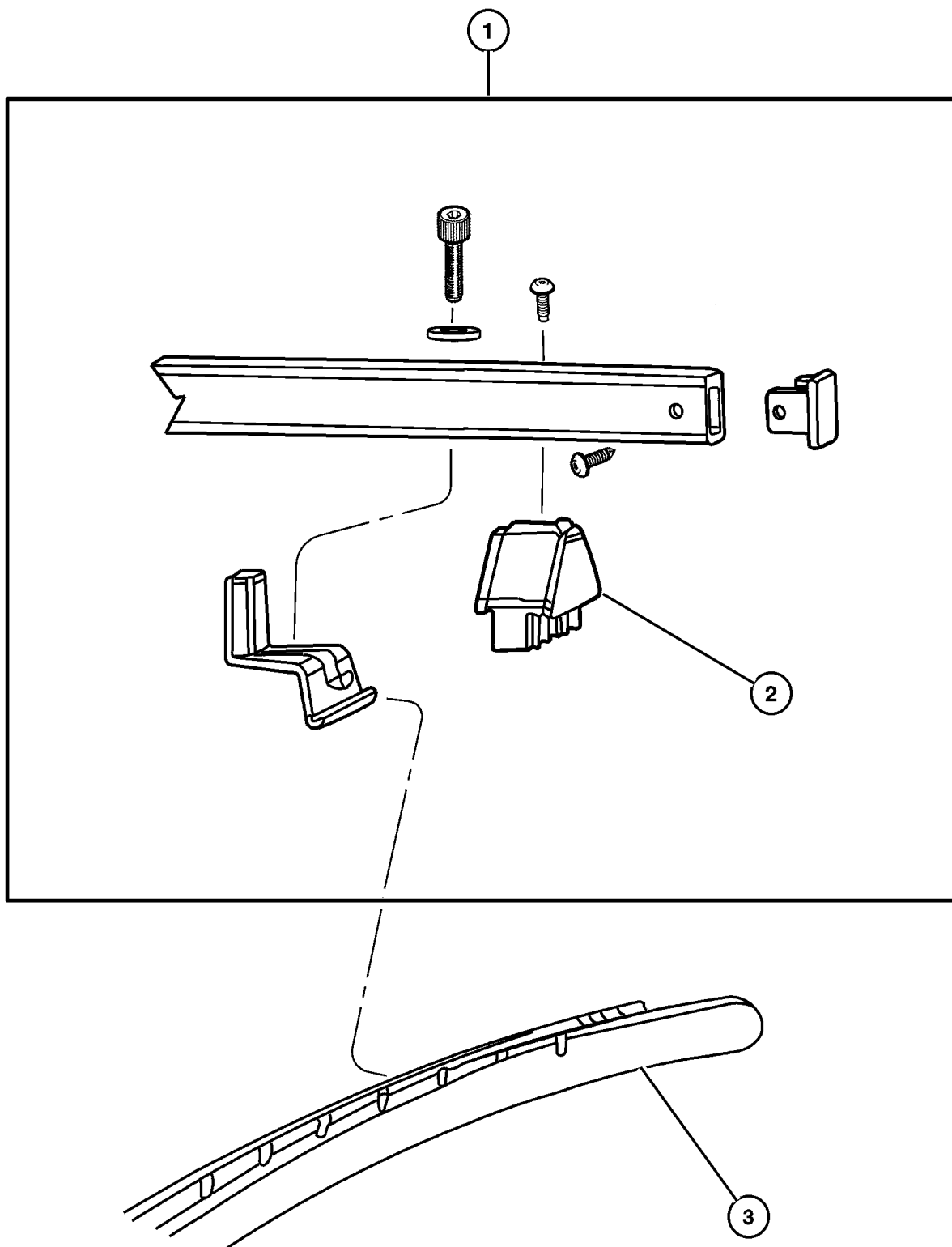
JEEP GRAND CHEROKEE (WJ)

SERIES	LINE	BODY	ENGINE	TRANSMISSION
H = Laredo	J = 4WD	74 = 4 Door	ER0, ERH = 4.0L, Power Tech	DGK = 4 Speed Autm, 42RE
P = Limited	T = 2WD		EV0, EVA = 4.7L, Power Tech	DGQ = 5 Speed Automatic 5-45RFE
				DG0 = All Automatic Transm

AR = Use as required - = Non illustrated part # = New this model year

July 17, 2002

**Utility Bar Package - Roof
Figure 001-262**



ITEM	PART NUMBER	QTY	LINE	SERIES	BODY	ENGINE	TRANS	DESCRIPTION
NOTE; Utility type rack, used with other roof top accessories.								
1	8220 4497	1	J, T		74			RACK KIT, Sport - Rail Mount
2	5066 452AA	1	J, T		74			SUPPORT, Roof Rack
3	55136 848AB	1						RAIL, Luggage Rack Side, not serviced with this kit

JEEP GRAND CHEROKEE (WJ)				
SERIES	LINE	BODY	ENGINE	TRANSMISSION
H = Laredo	J = 4WD	74 = 4 Door	ER0, ERH = 4.0L, Power Tech	DGK = 4 Speed Autm, 42RE
P = Limited	T = 2WD		EV0, EVA = 4.7L, Power Tech	DGQ = 5 Speed Automatic 5-45RFE
				DG0 = All Automatic Transm

AR = Use as required - = Non illustrated part # = New this model year

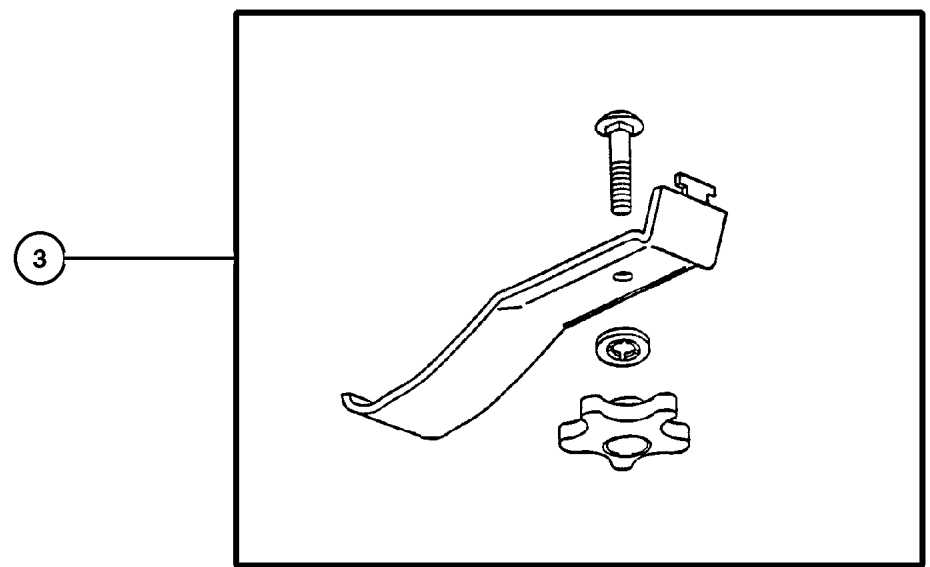
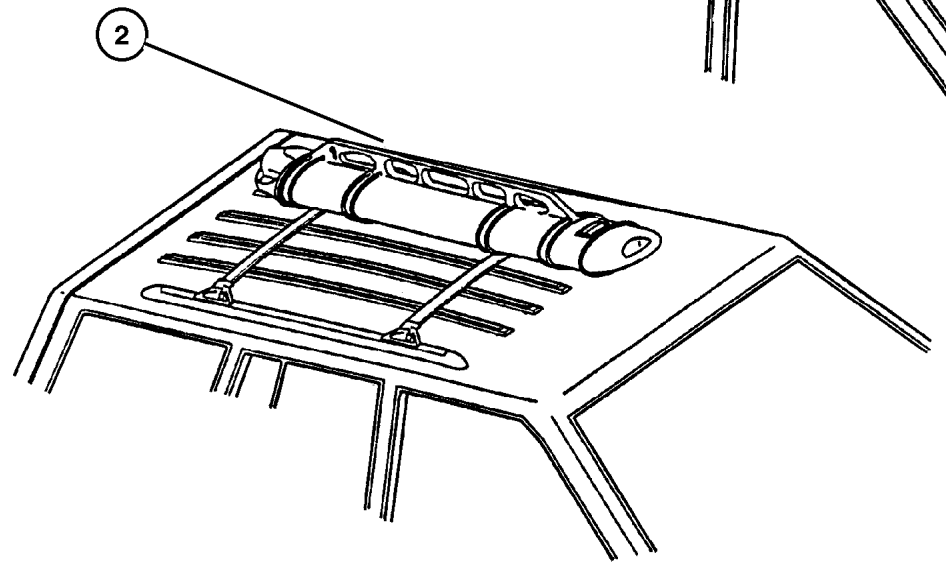
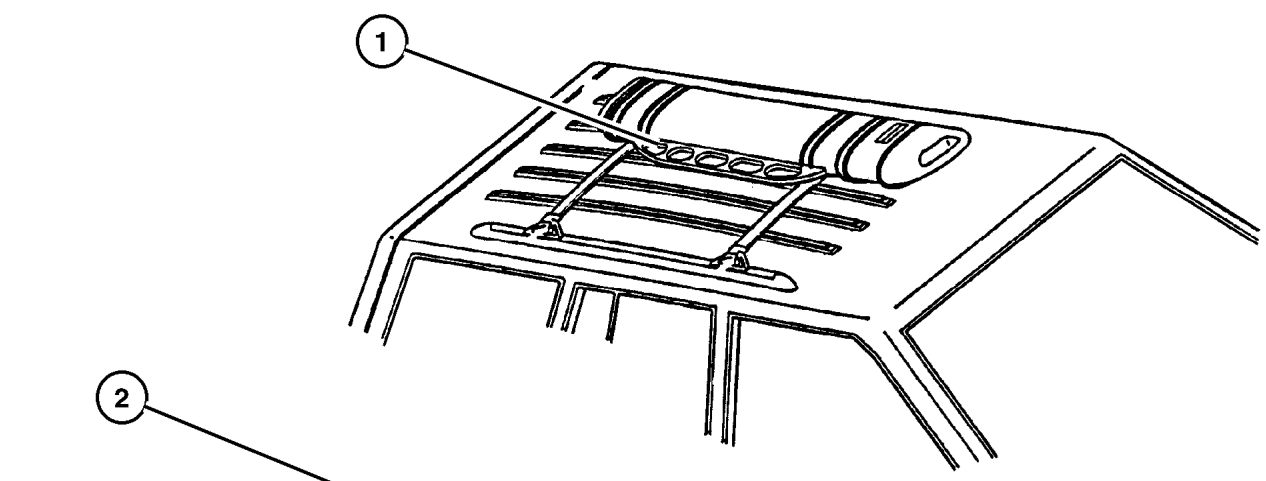
July 17, 2002

Carrier Kit - Multipurpose
Figure 001-270

ITEM	PART NUMBER	QTY	LINE	SERIES	BODY	ENGINE	TRANS	DESCRIPTION
------	-------------	-----	------	--------	------	--------	-------	-------------

NOTE: Use only with Sport Utility Bar
NOTE: Carrier Kits - Multipurpose: Skis or Fishing Pole
Snow Board or Surfboard
NOTE: Hardware Kit also contained in Carrier Kit

1	8220 4699	1	J, T		74			CARRIER KIT, Wind/Surf Boards, For Snowboard or Surfboard
2	8220 4698	1	J, T		74			CARRIER KIT, Ski, For Skis, Fishing Poles
3	5016 509AA	1	J, T		74			HARDWARE KIT, Accessory
-4	5016 617AA	1	J, T		74			LOCK KIT, Carrier, 2-Locks, keyed the same

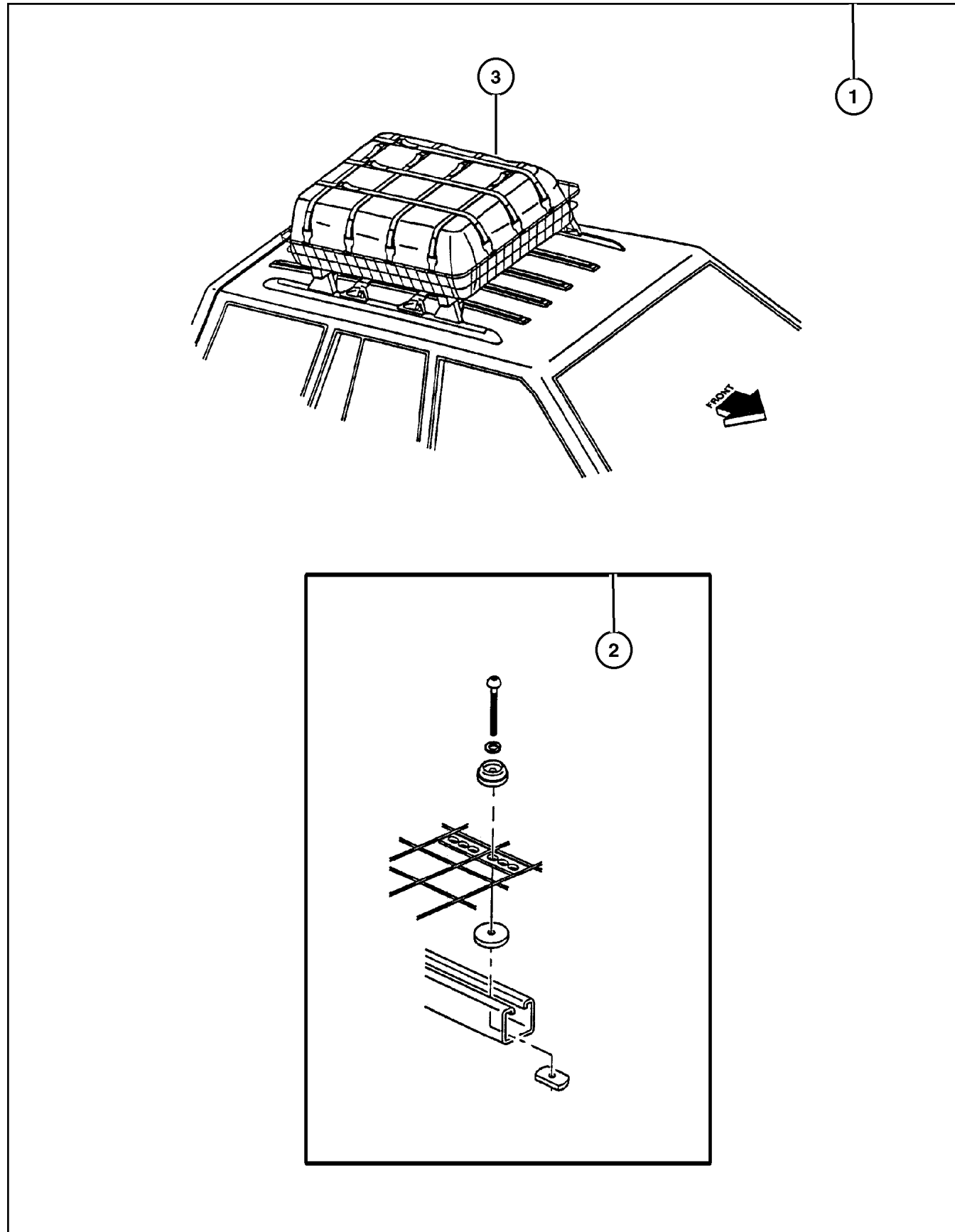


JEEP GRAND CHEROKEE (WJ)				
SERIES	LINE	BODY	ENGINE	TRANSMISSION
H = Laredo	J = 4WD	74 = 4 Door	ER0, ERH = 4.0L, Power Tech	DGK = 4 Speed Autm, 42RE
P = Limited	T = 2WD		EVO, EVA = 4.7L, Power Tech	DGQ = 5 Speed Automatic 5-45RFE
				DG0 = All Automatic Transm

AR = Use as required - = Non illustrated part # = New this model year

July 17, 2002

Carrier Kit - Basket Type
Figure 001-272



ITEM	PART NUMBER	QTY	LINE	SERIES	BODY	ENGINE	TRANS	DESCRIPTION
------	-------------	-----	------	--------	------	--------	-------	-------------

NOTE: Use only with Sport Utility Bar

1	8220 4697	1	J, T		74			CARRIER KIT, Basket
2	5016 389AA	1	J, T		74			HARDWARE KIT, Accessory
3	8220 4857	1	J, T		74			NET KIT, Cargo

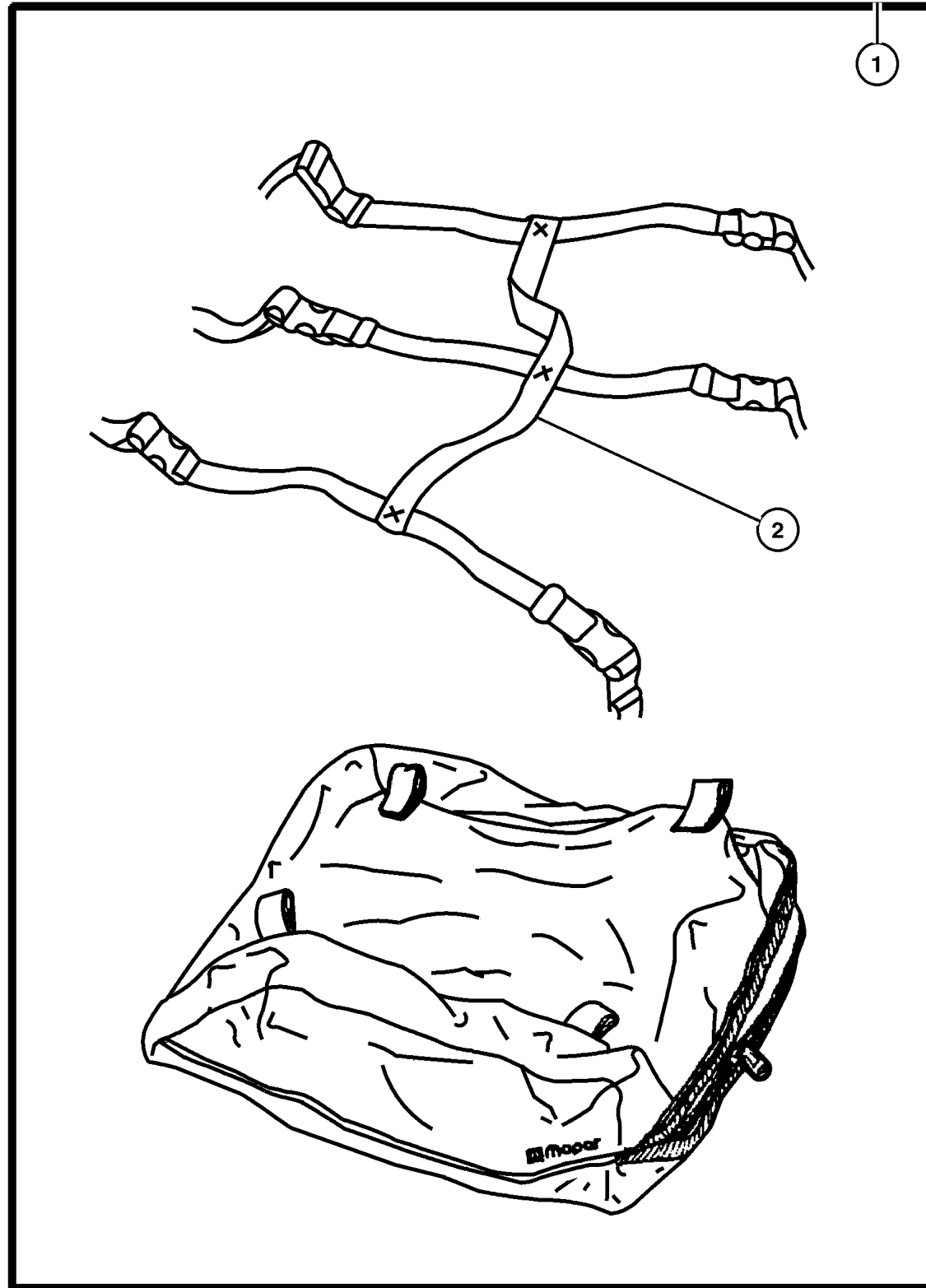
JEEP GRAND CHEROKEE (WJ)

SERIES	LINE	BODY	ENGINE	TRANSMISSION
H = Laredo	J = 4WD	74 = 4 Door	ER0, ERH = 4.0L, Power Tech	DGK = 4 Speed Autm, 42RE
P = Limited	T = 2WD		EV0, EVA = 4.7L, Power Tech	DGQ = 5 Speed Automatic 5-45RFE
				DG0 = All Automatic Transm

AR = Use as required - = Non illustrated part # = New this model year

July 17, 2002

Luggage Carrier - Roof Mount
Figure 001-274



ITEM	PART NUMBER	QTY	LINE	SERIES	BODY	ENGINE	TRANS	DESCRIPTION
------	-------------	-----	------	--------	------	--------	-------	-------------

NOTE: Requires Roof Rack.

1	8220 4344	1	J, T		74			CARRIER KIT, Luggage
2	5066 332AA	1	J, T		74			STRAP KIT, Luggage Carrier, Consists of: 6- Tie Straps, 6- Locking Buckles, 6- Quick Release Connectors and 6- Elastic Loops

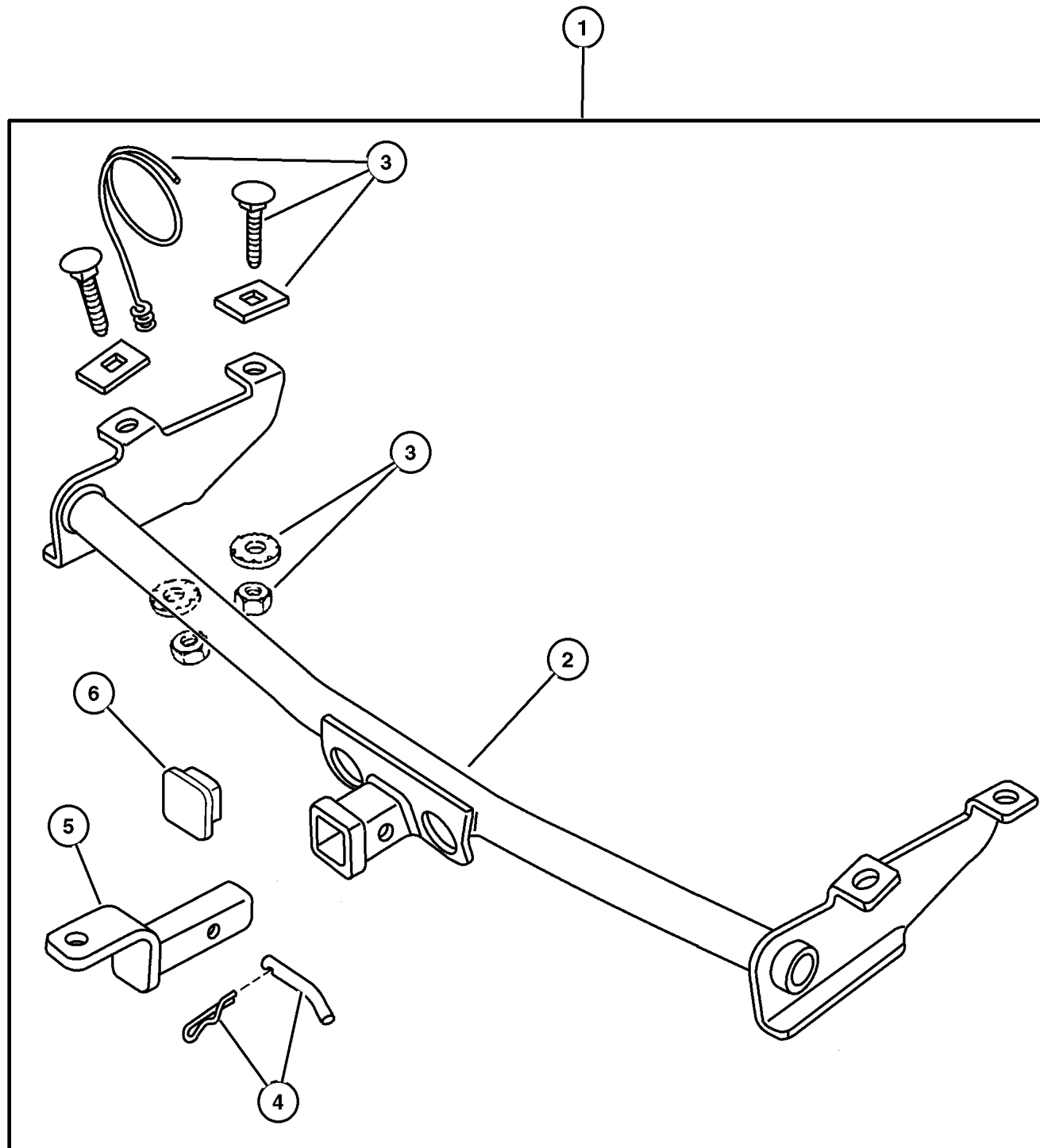
JEEP GRAND CHEROKEE (WJ)

SERIES	LINE	BODY	ENGINE	TRANSMISSION
H = Laredo	J = 4WD	74 = 4 Door	ER0, ERH = 4.0L, Power Tech	DGK = 4 Speed Autm, 42RE
P = Limited	T = 2WD		EV0, EVA = 4.7L, Power Tech	DGQ = 5 Speed Automatic 5-45RFE
				DG0 = All Automatic Transm

AR = Use as required - = Non illustrated part # = New this model year

July 17, 2002

**Receiver Kit - Trailer Tow
Figure 001-280**



ITEM	PART NUMBER	QTY	LINE	SERIES	BODY	ENGINE	TRANS	DESCRIPTION
NOTE; To order quantities of 10 - of 82204491 use 82204902								
1	8220 4491	1						RECEIVER KIT, Trailer Tow
	8220 6837	1	J, T		74			Required color-coded fascia
2								HITCH, Trailer, (NOT SERVICED) (Not Serviced)
3	8220 6842	1	J, T		74			ADAPTER PACKAGE, Trailer Tow
4	5016 666AA	1	J, T		74			PIN, Hitch
5								DRAWBAR, Attachment, Serviced in Kit, (NOT SERVICED) (Not Serviced)
6								COVER KIT, Trailer Tow
	8220 3600	1	J, T		74			Jeep Logo
	8220 3602	1	J, T		74			Mopar Logo
-7								BEZEL PACKAGE, Trailer Hitch
	8220 4628	1	J, T		74			Black, Paintable, Limited
	8220 4630	1	J, T		74			Driftwood, Laredo
	8220 5791	1	J, T		74			Dark Grey, Laredo
	8220 6826	1	J, T		74			Dark Blue, Laredo
	8220 6827	1	J, T		74			Dark Garnet Red, Laredo
-8	8240 0554	1	J, T		74			WIRING PACKAGE, Pigtail Adaptor - 7 Way

JEEP GRAND CHEROKEE (WJ)

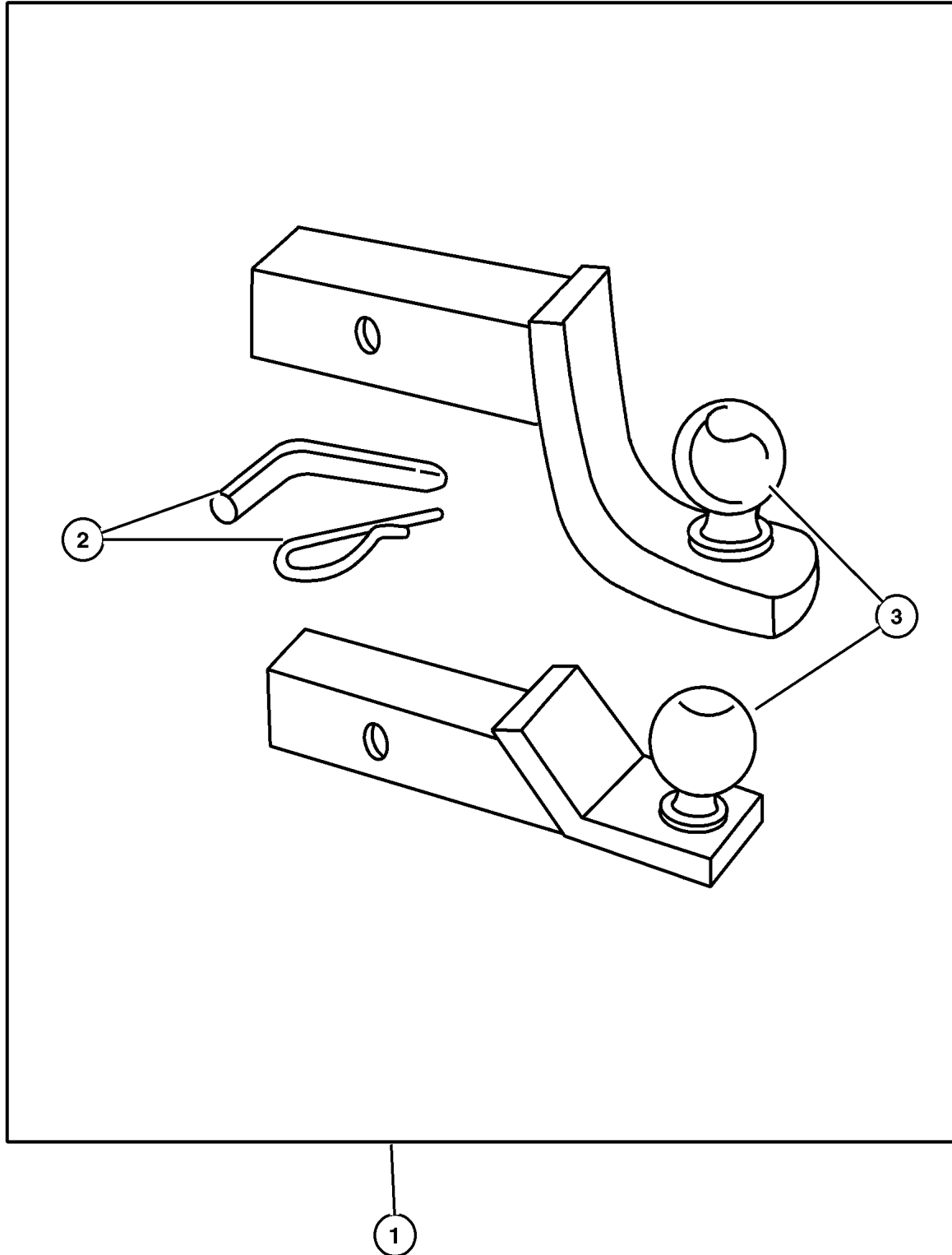
SERIES	LINE	BODY	ENGINE	TRANSMISSION
H = Laredo	J = 4WD	74 = 4 Door	ER0, ERH = 4.0L, Power Tech	DGK = 4 Speed Autm, 42RE
P = Limited	T = 2WD		EV0, EVA = 4.7L, Power Tech	DGQ = 5 Speed Automatic 5-45RFE
				DG0 = All Automatic Transm

AR = Use as required - = Non illustrated part # = New this model year

July 17, 2002

Adapter Kit - Ball Mount
Figure 001-282

ITEM	PART NUMBER	QTY	LINE	SERIES	BODY	ENGINE	TRANS	DESCRIPTION
1								ADAPTER KIT, Ball Mount
	8220 0248	1	J, T		74			3/4 inch Shank
	8220 1148	1	J, T		74			1 inch Shank,1.75 Rise, 1.00 Drop
	8220 1149	1	J, T		74			1 inch Shank,3.00 Rise,2.25 Drop
2	5016 666AA	1	J, T		74			PIN, Hitch
3								BALL KIT, Trailer Tow
	8240 1197	1	J, T		74			1-7/8 inch Ball, 2000 #
	8240 1218	1	J, T		74			1-5/16 inch Ball, 2000 #



JEEP GRAND CHEROKEE (WJ)

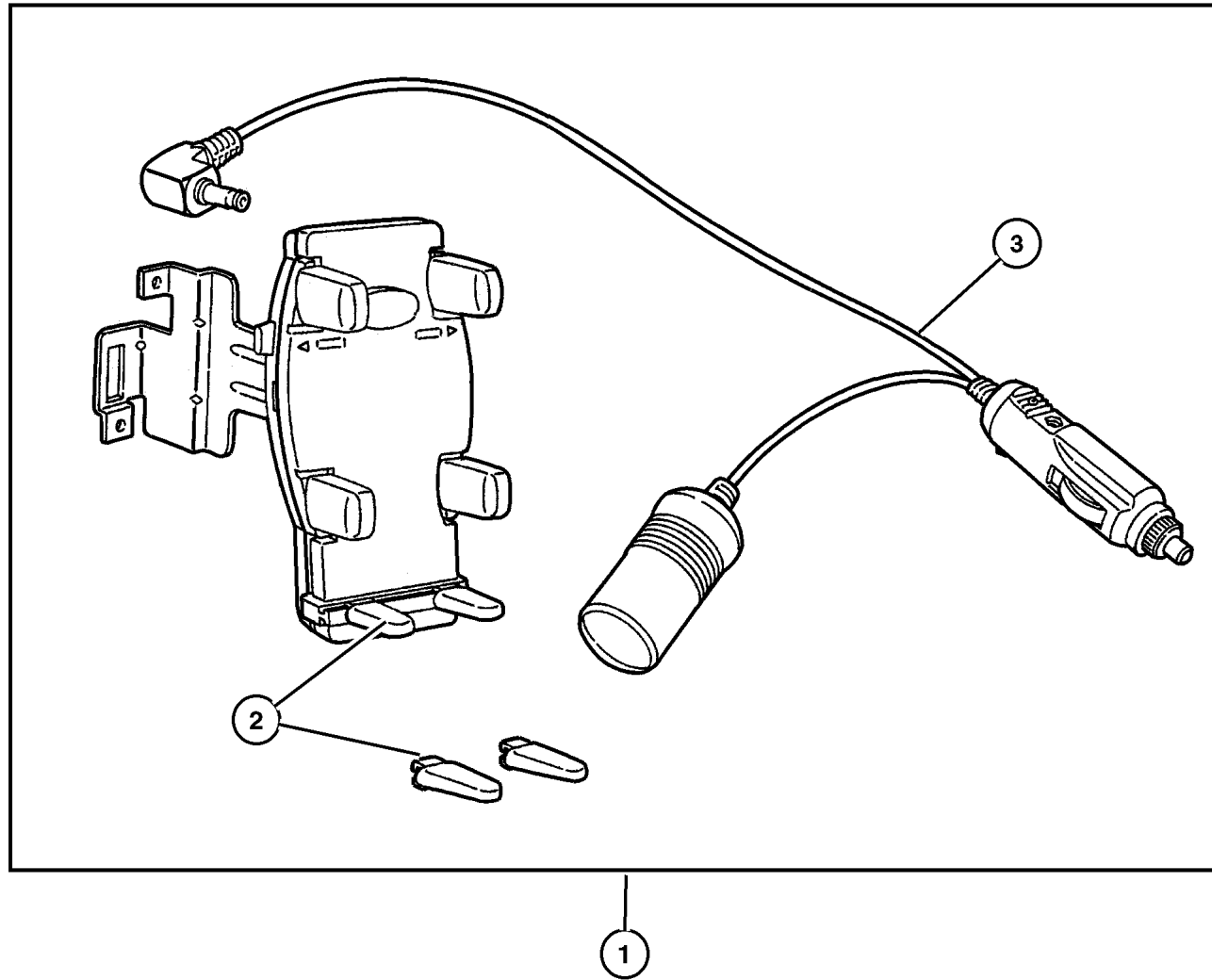
SERIES	LINE	BODY	ENGINE	TRANSMISSION
H = Laredo	J = 4WD	74 = 4 Door	ER0, ERH = 4.0L, Power Tech	DGK = 4 Speed Autm, 42RE
P = Limited	T = 2WD		EV0, EVA = 4.7L, Power Tech	DGQ = 5 Speed Automatic
				5-45RFE
				DG0 = All Automatic Transm

AR = Use as required - = Non illustrated part # = New this model year

July 17, 2002

**Mounting Kit - Cellular Phone
Figure 001-310**

ITEM	PART NUMBER	QTY	LINE	SERIES	BODY	ENGINE	TRANS	DESCRIPTION
NOTE; Smart Holder and Bracket Assy. with Jeep Logo, Bracket to be black powder coated low gloss.								
NOTE: Holds any wireless handset. Installs to instrument panel.								
1	8220 4332	1						MOUNTING KIT, Cellular Phone
2								HARDWARE KIT, Accessory, (NOT SERVICED) (Not Serviced)
3	5016 536AA	1						CORD, Cellular Phone, 18 Inch length



JEEP GRAND CHEROKEE (WJ)

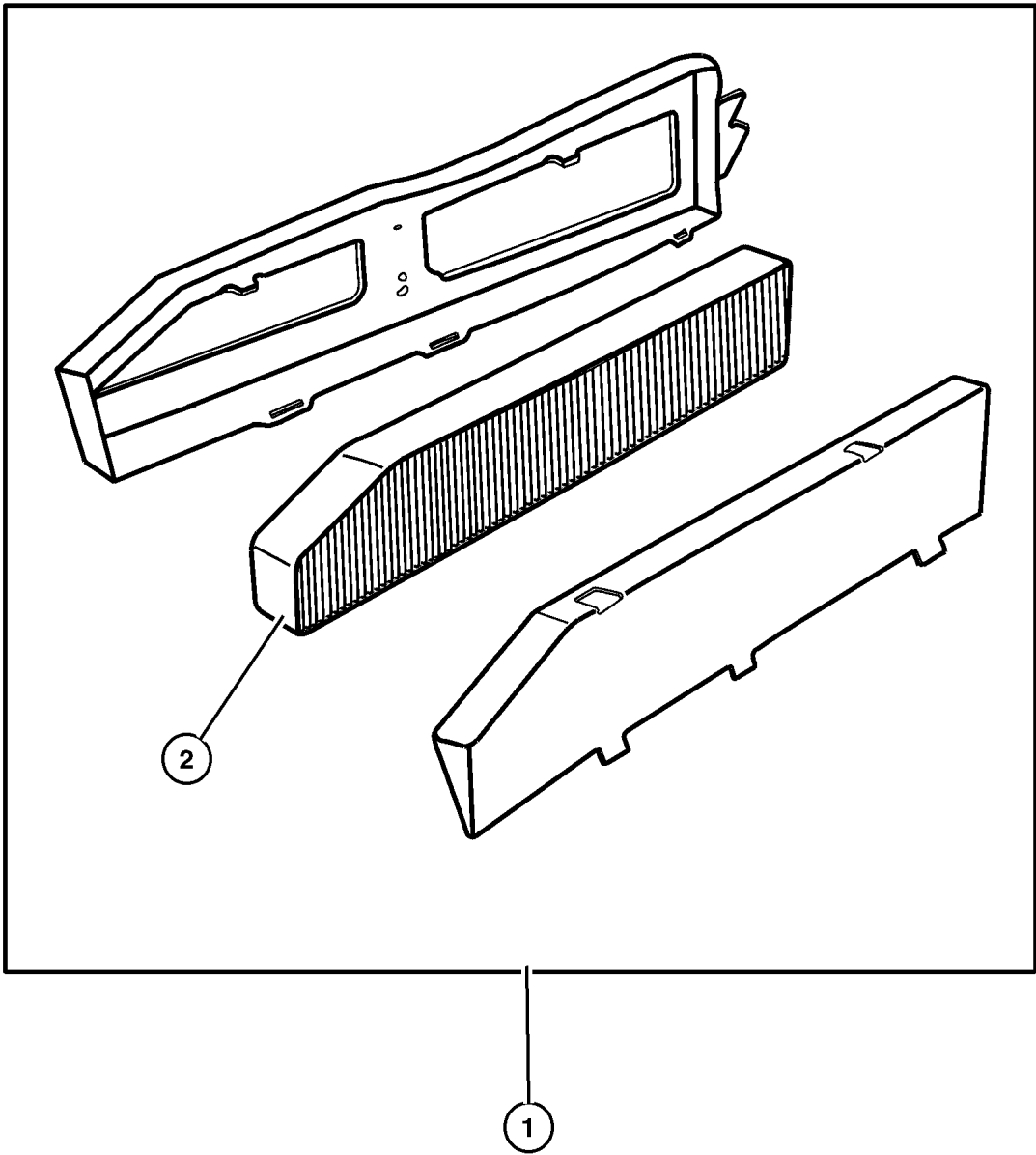
SERIES	LINE	BODY	ENGINE	TRANSMISSION
H = Laredo	J = 4WD	74 = 4 Door	ER0, ERH = 4.0L, Power Tech	DGK = 4 Speed Autm, 42RE
P = Limited	T = 2WD		EV0, EVA = 4.7L, Power Tech	DGQ = 5 Speed Automatic 5-45RFE
				DG0 = All Automatic Transm

AR = Use as required - = Non illustrated part # = New this model year

July 17, 2002

Filter Kit - Cabin Air
Figure 001-315

ITEM	PART NUMBER	QTY	LINE	SERIES	BODY	ENGINE	TRANS	DESCRIPTION
NOTE: Triple layer filters install in the fresh air intake within the plenum area. Reduces pollen, mold & other allergens.								
NOTE: Heating, ventilating & air conditioning continue to function as designed. Recommended service 2yrs/24,000 miles.								
1	8220 4691	1	J, T		74			FILTER KIT, Cabin Air
2	5013 595AA	1	J, T		74			FILTER, Air

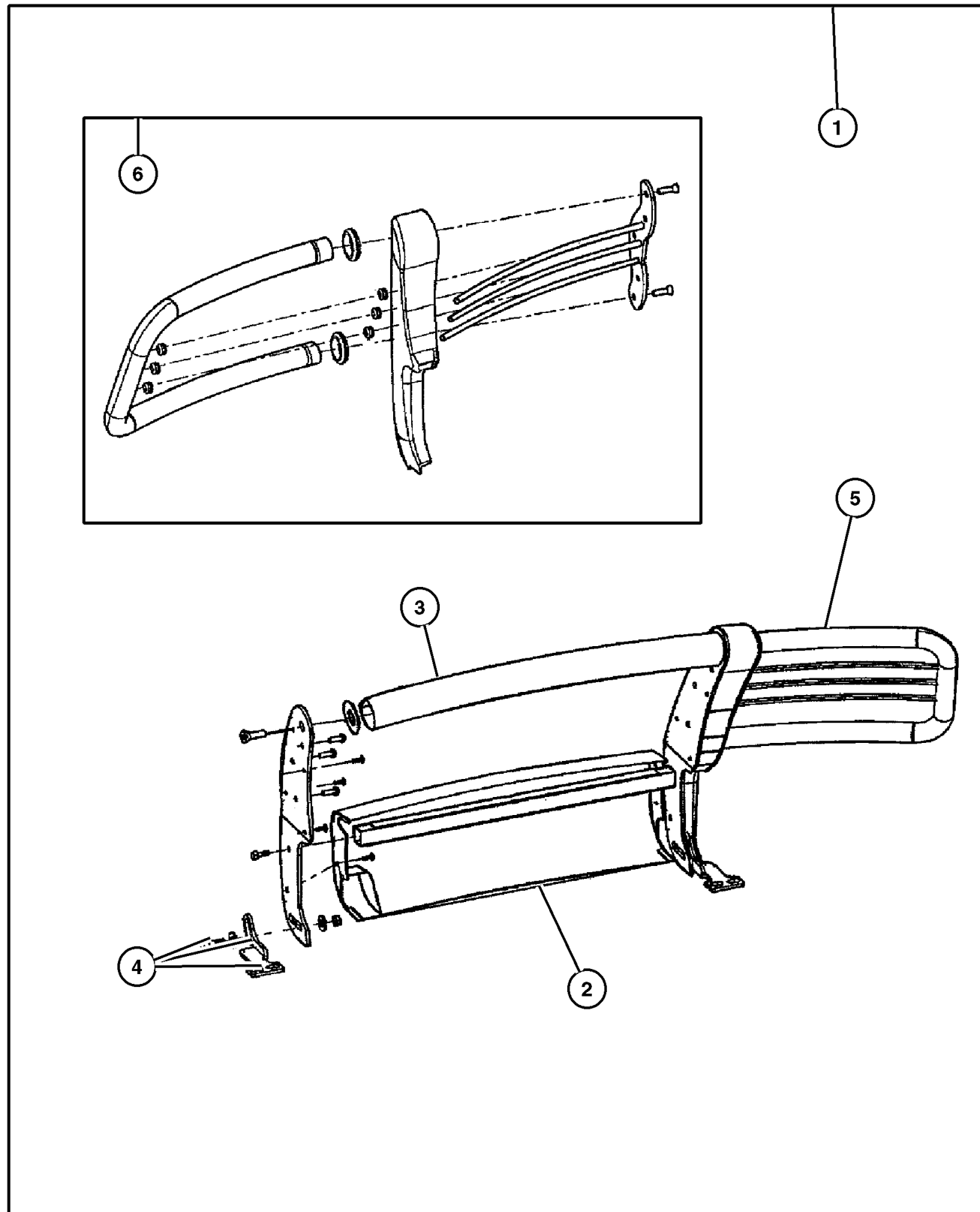


JEEP GRAND CHEROKEE (WJ)				
SERIES	LINE	BODY	ENGINE	TRANSMISSION
H = Laredo	J = 4WD	74 = 4 Door	ER0, ERH = 4.0L, Power Tech	DGK = 4 Speed Autm, 42RE
P = Limited	T = 2WD		EV0, EVA = 4.7L, Power Tech	DGQ = 5 Speed Automatic 5-45RFE
				DG0 = All Automatic Transm

AR = Use as required - = Non illustrated part # = New this model year

July 17, 2002

Brush Guards Figure 001-410



ITEM	PART NUMBER	QTY	LINE	SERIES	BODY	ENGINE	TRANS	DESCRIPTION
1								GUARD KIT, Brush
	8220 5161	1	J, T		74			Medium Driftwood
	8220 5162	1	J, T		74			Black Steel
	8220 5163	1	J, T		74			Natural Aluminum
	8220 5164	1	J, T		74			Chromed Steel
	8220 5223	1	J, T		74			Dark Gray [XS9]
2								COVER, Grille Guard Lower
	5016 829AA	1	J, T		74			Black
	5016 830AA	1	J, T		74			Driftwood
	5016 832AA	1	J, T		74			Dark Gray
3	5016 833AA	1	J, T		74			CROSS BAR, Grille Guard, Chrome
4	5016 849AA	1	J, T		74			BRACKET KIT, Brush/Grille Guard
5								GUARD, Brush - Right Side
	5016 858AA	1	J, T		74			Medium Driftwood
	5016 860AA	1	J, T		74			Black
	5016 862AA	1	J, T		74			Natural Aluminum
	5016 864AA	1	J, T		74			Chromed
	5016 866AA	1	J, T		74			Dark Gray [XS9]
6								GUARD, Brush - Left Side
	5016 859AA	1	J, T		74			Medium Driftwood
	5016 861AA	1	J, T		74			Black
	5016 863AA	1	J, T		74			Natural Aluminum
	5016 865AA	1	J, T		74			Chromed
	5016 867AA	1	J, T		74			Dark Gray [XS9]

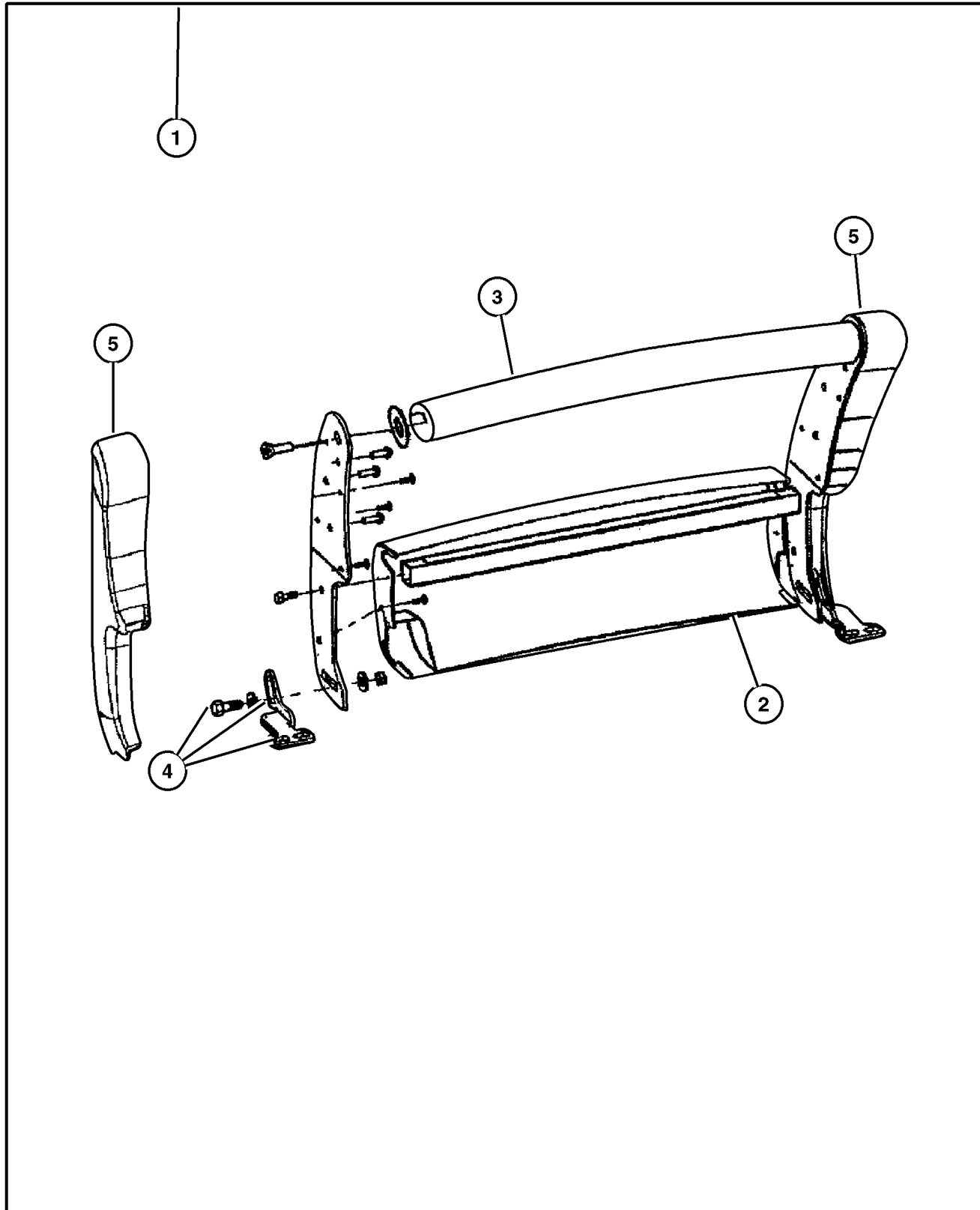
JEEP GRAND CHEROKEE (WJ)

SERIES	LINE	BODY	ENGINE	TRANSMISSION
H = Laredo	J = 4WD	74 = 4 Door	ER0, ERH = 4.0L, Power Tech	DGK = 4 Speed Autm, 42RE
P = Limited	T = 2WD		EV0, EVA = 4.7L, Power Tech	DGQ = 5 Speed Automatic
				5-45RFE
				DG0 = All Automatic Transm

AR = Use as required - = Non illustrated part # = New this model year

July 17, 2002

**Grille Guards
Figure 001-412**



ITEM	PART NUMBER	QTY	LINE	SERIES	BODY	ENGINE	TRANS	DESCRIPTION
NOTE: Bracket Kit also includes 2-Upper Stiffener Brackets.								
1	8220 4590	1	J, T		74			GUARD KIT, Grille Chromed Steel
	8220 4591	1	J, T		74			Natural Aluminum
	8220 4592	1	J, T		74			Black Steel
	8220 4594	1	J, T		74			Medium Driftwood
	8220 5222	1	J, T		74			Dark Gray
2	5016 829AA	1	J, T		74			COVER, Grille Guard Lower Black
	5016 830AA	1	J, T		74			Driftwood
	5016 832AA	1	J, T		74			Dark Gray
3	5016 833AA	1	J, T		74			CROSS BAR, Grille Guard, Chrome
4	5016 849AA	1	J, T		74			BRACKET KIT, Brush/Grille Guard
5	5016 834AA	1	J, T		74			COVER, Grille Guard Side Black, Right
	5016 835AA	1	J, T		74			Black, Left
	5016 836AA	1	J, T		74			Driftwood, Right
	5016 837AA	1	J, T		74			Driftwood, Left
	5016 840AA	1	J, T		74			Dark Gray, Right
	5016 841AA	1	J, T		74			Dark Gray, Left

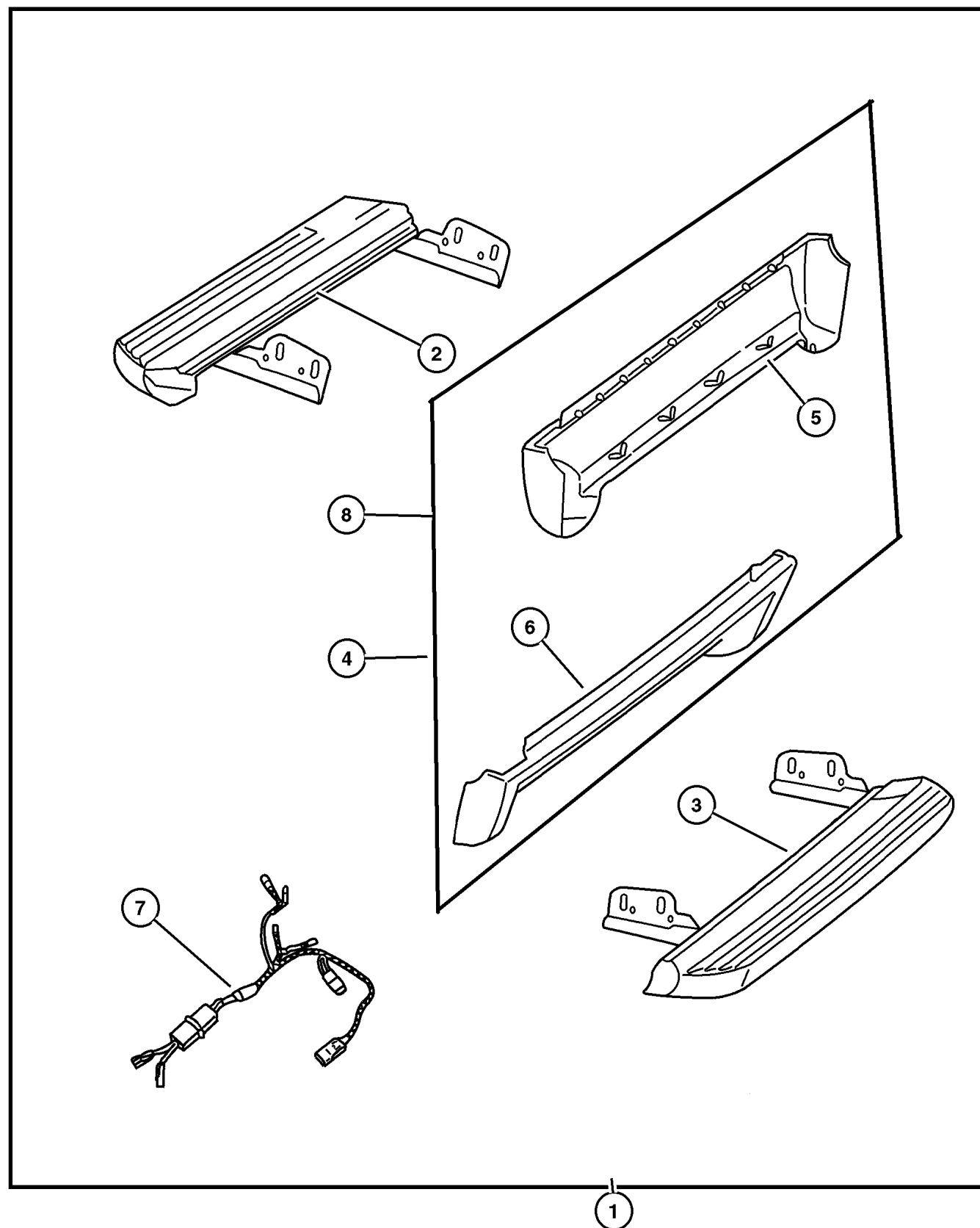
JEEP GRAND CHEROKEE (WJ)

SERIES	LINE	BODY	ENGINE	TRANSMISSION
H = Laredo	J = 4WD	74 = 4 Door	ER0, ERH = 4.0L, Power Tech	DGK = 4 Speed Autm, 42RE
P = Limited	T = 2WD		EV0, EVA = 4.7L, Power Tech	DGQ = 5 Speed Automatic 5-45RFE
				DG0 = All Automatic Transm

AR = Use as required - = Non illustrated part # = New this model year

July 17, 2002

Running Boards Figure 001-430



ITEM	PART NUMBER	QTY	LINE	SERIES	BODY	ENGINE	TRANS	DESCRIPTION
1	8220 4577	1	J, T		74			RUNNING BOARD KIT, Full
2	5016 364AA	1	J, T		74			RUNNING BOARD, Right Side
3	5016 365AA	1	J, T		74			RUNNING BOARD, Left Side
4	8220 5932	1	J, T		74			CLADDING KIT, Running Board Medium Driftwood, Laredo, with Lights
	#8220 6713	1			74			Dark Garnet Metallic Red, Laredo, with Lights
	8220 5933	1	J, T		74			Dark Grey, Laredo, with Lights
	#8220 6547	1	J, T		74			Steel Blue, Limited, without Lights
	#8220 6549	1	J, T		74			Steel Blue, Limited, with Lights
	#8220 6548	1	J, T		74			Woodland Brown, Limited, without Lights
	#8220 6550	1	J, T		74			Woodland Brown, Limited, with Lights
	#8220 6709	1			74			Dark Metallic Blue, Laredo, without Lights
	#8220 6712	1			74			Dark Metallic Blue, Laredo, with Lights
	#8220 6710	1			74			Dark Garnet Metallic Red, Laredo, without Lights
5	5016 348AA	1	J, T		74			CLADDING, Running Board, Right Side, Right Hand, without Lights, Limited
6	5016 349AA	1	J, T		74			CLADDING, Running Board, Left Side, Left Hand, without Lights, Limited
7	5017 831AA	1	J, T		74			MODULE, Running Board Light
8	8220 5934	1	J, T		74			CLADDING KIT, Lowerside, Shale Green, Limited with Lights

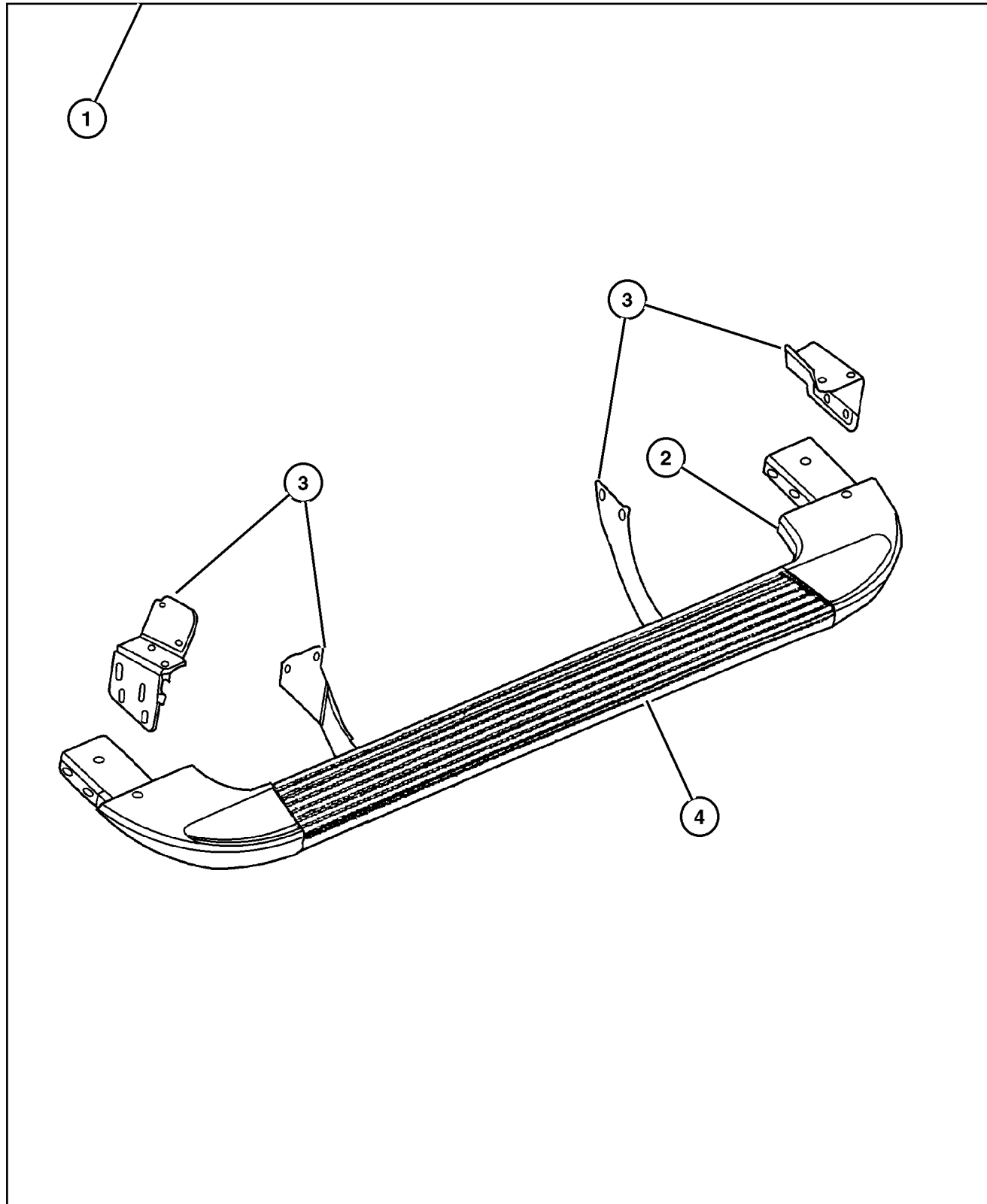
JEEP GRAND CHEROKEE (WJ)

SERIES	LINE	BODY	ENGINE	TRANSMISSION
H = Laredo	J = 4WD	74 = 4 Door	ER0, ERH = 4.0L, Power Tech	DGK = 4 Speed Autm, 42RE
P = Limited	T = 2WD		EV0, EVA = 4.7L, Power Tech	DGQ = 5 Speed Automatic 5-45RFE
				DG0 = All Automatic Transm

AR = Use as required - = Non illustrated part # = New this model year

July 17, 2002

Side Step Kit Figure 001-432



ITEM	PART NUMBER	QTY	LINE	SERIES	BODY	ENGINE	TRANS	DESCRIPTION
NOTE: Step Kit will service either Right or Left Side. Support Brackets vary from side to side and by Trim Level and must be ordered separately if needed.								
1								STEP KIT, Tubular Side
	8220 4595	1	J, T		74			Laredo only (Chrome)
	8220 4596	1	J, T		74			Laredo only (Driftwood)
	8220 4598	1	J, T		74			Laredo only (Black)
	8220 4599	1	J, T		74			Laredo only (Aluminum)
	8220 5221	1						Laredo only (Dark Gray)
	8220 4767	1	J, T		74			Limited only (Chrome)
	8220 4768	1	J, T		74			Limited only (Black)
	8220 4769	1	J, T		74			Limited only (Aluminum)
2								STEP KIT, Side, Must Order Support Brackets Separately
	5016 656AA	1	J, T		74			Use with 82204595, 82204767 (Chrome)
	5016 659AA	1	J, T		74			Use with 82204596 (Driftwood)
	5016 658AA	1	J, T		74			Use with 82204598, 82204768 (Black)
	5016 660AA	1	J, T		74			Use with 82204599, 82204769 (Aluminum)
	5017 502AA	1						Use with 82205221 (Drk Gray)
3								BRACKET KIT, Side Step
	5016 662AA	1	J, T		74			Use with 82204767, 82204768, 82204769 Limited only
	5016 663AA	1	J, T		74			Use with 82204767, 82204769 82204768 Limited only
	5016 664AA	1	J, T		74			Use with 82204595, 82204596, 82204598, 82204599, 82205221 Laredo only
	5016 665AA	1	J, T		74			Use with 82204595, 82204596, 82204598, 82204599, 82205221 Laredo only.
4	5016 655AA	1	J, T		74			STEP PAD, Side Step, Fits Both Sides

JEEP GRAND CHEROKEE (WJ)

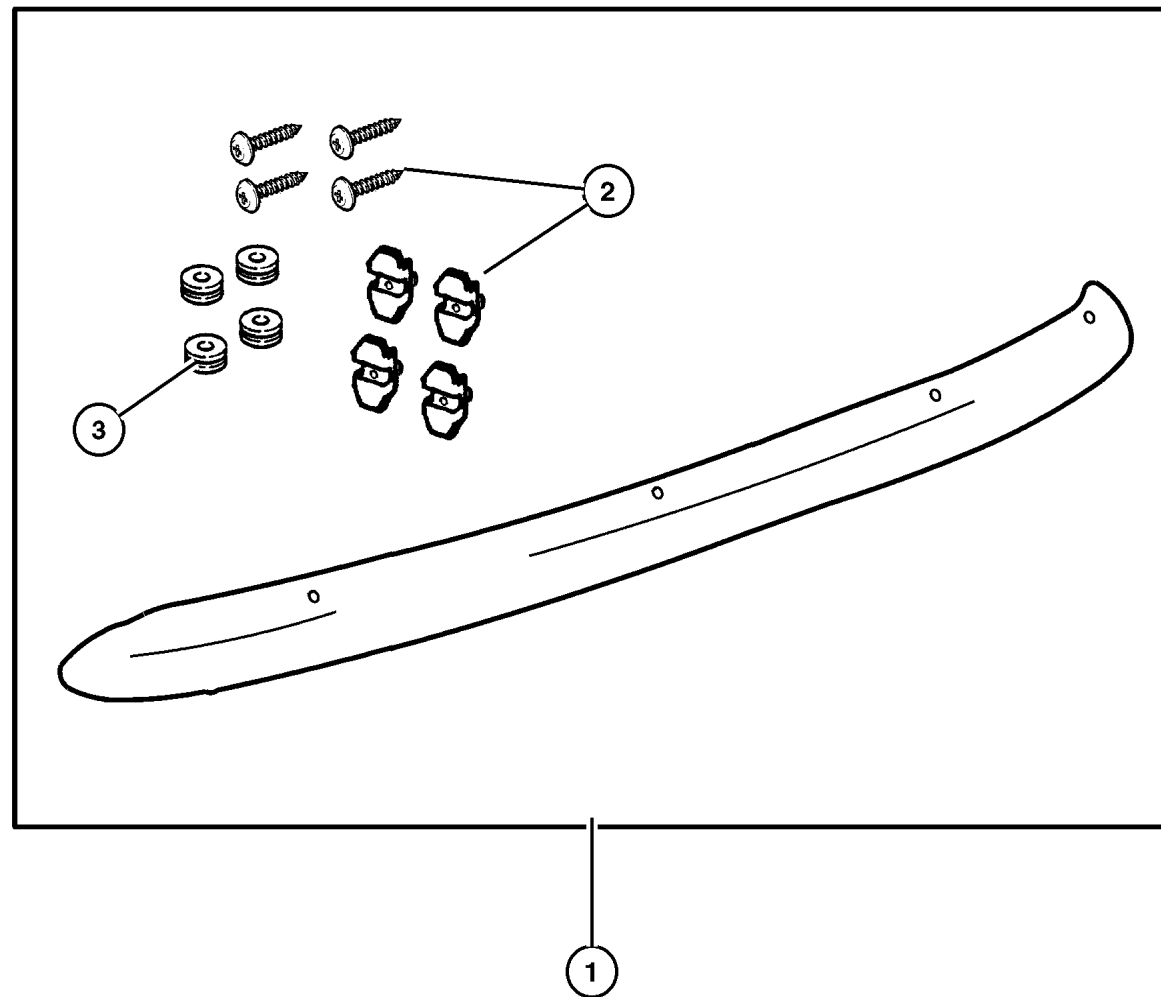
SERIES	LINE	BODY	ENGINE	TRANSMISSION
H = Laredo	J = 4WD	74 = 4 Door	ER0, ERH = 4.0L, Power Tech	DGK = 4 Speed Autm, 42RE
P = Limited	T = 2WD		EV0, EVA = 4.7L, Power Tech	DGQ = 5 Speed Automatic 5-45RFE
				DG0 = All Automatic Transm

AR = Use as required - = Non illustrated part # = New this model year

July 17, 2002

Shield Kit, Air Front
Figure 001-510

ITEM	PART NUMBER	QTY	LINE	SERIES	BODY	ENGINE	TRANS	DESCRIPTION
NOTE: Shield Kit - Color Smoke, Material Lexan.								
NOTE: Order # 82204940 for Multi-Packs of 15.								
1	8220 4314	1	J, T		74			SHIELD KIT, Air - Front
2	5016 373AA	1	J, T		74			RETAINER, Accessories, Consists of: 4- Plastic Retainers and 4-Screws
3	5014 754AA	1	J, T		74			SPACER, Air Deflector



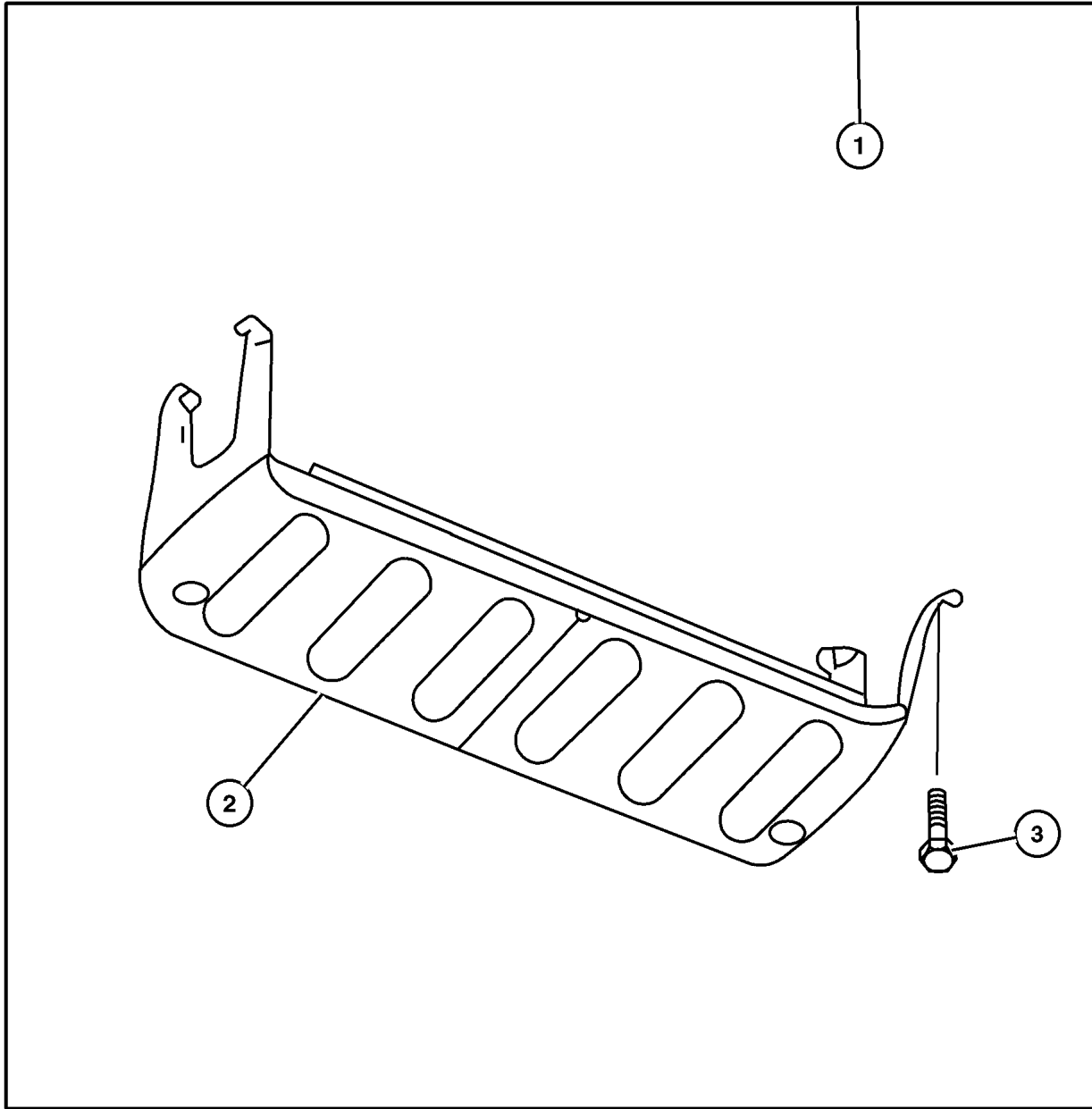
JEEP GRAND CHEROKEE (WJ)				
SERIES	LINE	BODY	ENGINE	TRANSMISSION
H = Laredo	J = 4WD	74 = 4 Door	ER0, ERH = 4.0L, Power Tech	DGK = 4 Speed Autm, 42RE
P = Limited	T = 2WD		EV0, EVA = 4.7L, Power Tech	DGQ = 5 Speed Automatic 5-45RFE
				DG0 = All Automatic Transm

AR = Use as required - = Non illustrated part # = New this model year

July 17, 2002

Skid Plate Package - Front
Figure 001-520

ITEM	PART NUMBER	QTY	LINE	SERIES	BODY	ENGINE	TRANS	DESCRIPTION
1	8220 4488	1	J, T		74			PLATE PACKAGE, Skid - Front
2	5205 8923	1	J, T		74			SKID PLATE, Front
3	6503 571	1	J, T		74			SCREW AND WASHER, M10x1.50x35



JEEP GRAND CHEROKEE (WJ)

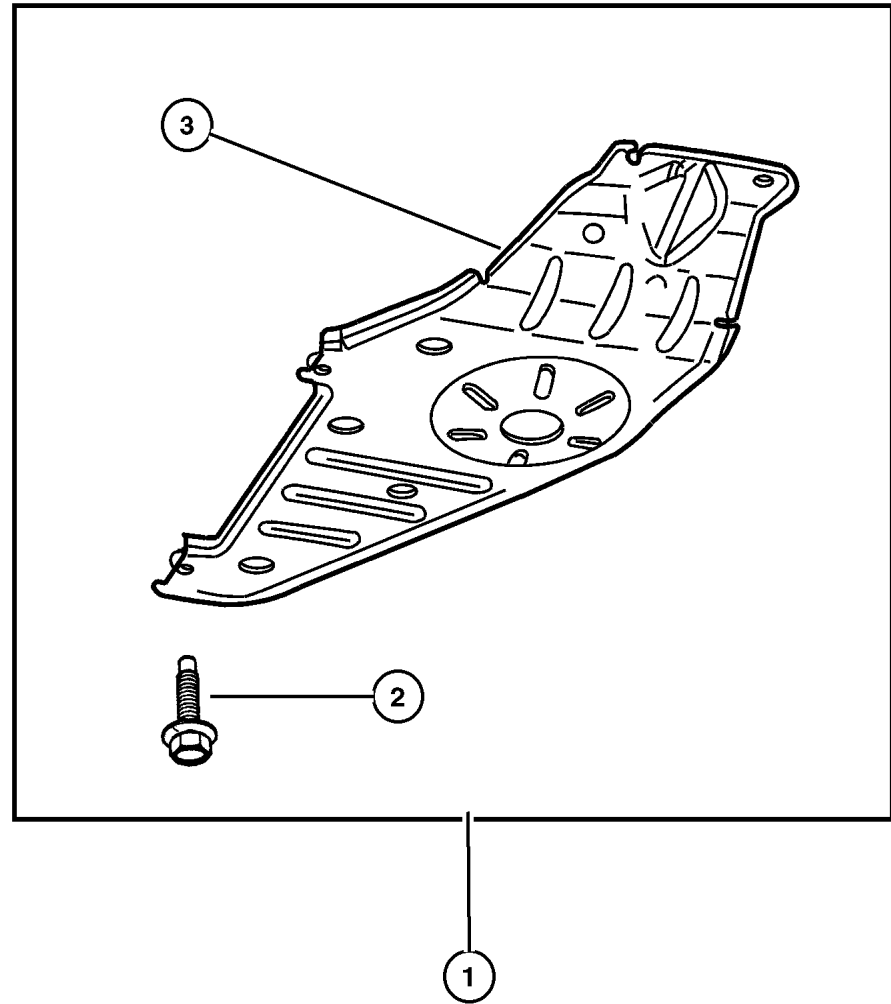
SERIES	LINE	BODY	ENGINE	TRANSMISSION
H = Laredo	J = 4WD	74 = 4 Door	ER0, ERH = 4.0L, Power Tech	DGK = 4 Speed Autm, 42RE
P = Limited	T = 2WD		EV0, EVA = 4.7L, Power Tech	DGQ = 5 Speed Automatic 5-45RFE
				DG0 = All Automatic Transm

AR = Use as required - = Non illustrated part # = New this model year

July 17, 2002

Skid Plate Package - Transfer Case
Figure 001-522

ITEM	PART NUMBER	QTY	LINE	SERIES	BODY	ENGINE	TRANS	DESCRIPTION
1	8220 4489	1	J		74			PLATE PACKAGE, Skid - Transfer Case
2	6503 571	1	J		74			SCREW AND WASHER, M10x1.50x35
3	5205 8922	1	J		74			SKID PLATE, Transfer Case
-4	5013 886AA	1	J		74			TOOL, Rivnut



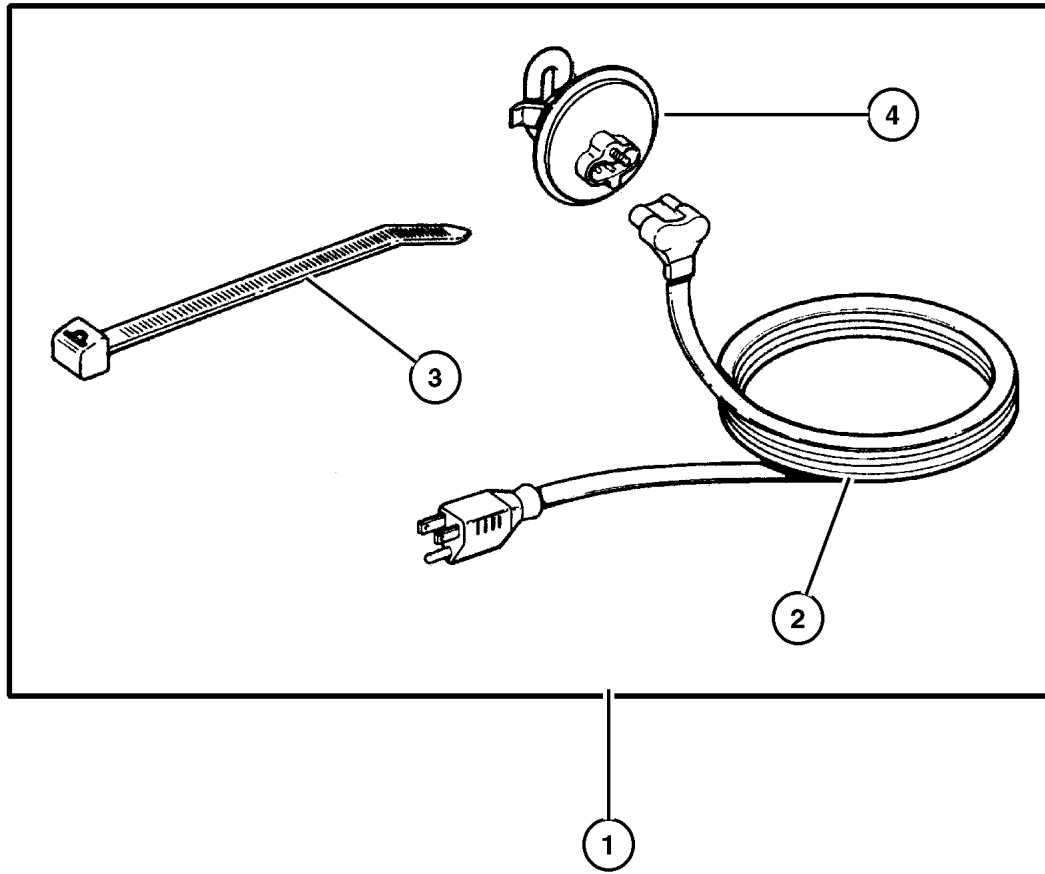
JEEP GRAND CHEROKEE (WJ)				
SERIES	LINE	BODY	ENGINE	TRANSMISSION
H = Laredo	J = 4WD	74 = 4 Door	ER0, ERH = 4.0L, Power Tech	DGK = 4 Speed Autm, 42RE
P = Limited	T = 2WD		EV0, EVA = 4.7L, Power Tech	DGQ = 5 Speed Automatic 5-45RFE
				DG0 = All Automatic Transm

AR = Use as required - = Non illustrated part # = New this model year

July 17, 2002

Heater Kit Figure 001-610

ITEM	PART NUMBER	QTY	LINE	SERIES	BODY	ENGINE	TRANS	DESCRIPTION
1	8220 1506	1	J, T		74			HEATER PACKAGE, Engine Block Fits all 4.0L V6 Engines
	8220 3640	1	J, T		74			Fits all 4.7L V8 Engines
2	J575 2677	1	J, T		74			CORD, Engine Block Heater 4.0L V6 Engine
	5602 7117	1	J, T		74			4.7L V8 Engine
3	4641 780	1	J, T		74			STRAP, Tie 4.0L V6 Engine
	5600 8876	1	J, T		74			4.7L V8 Engine
4								HEATER, Engine Block, Serviced In Assembly , (NOT SERVICED) (Not Serviced)



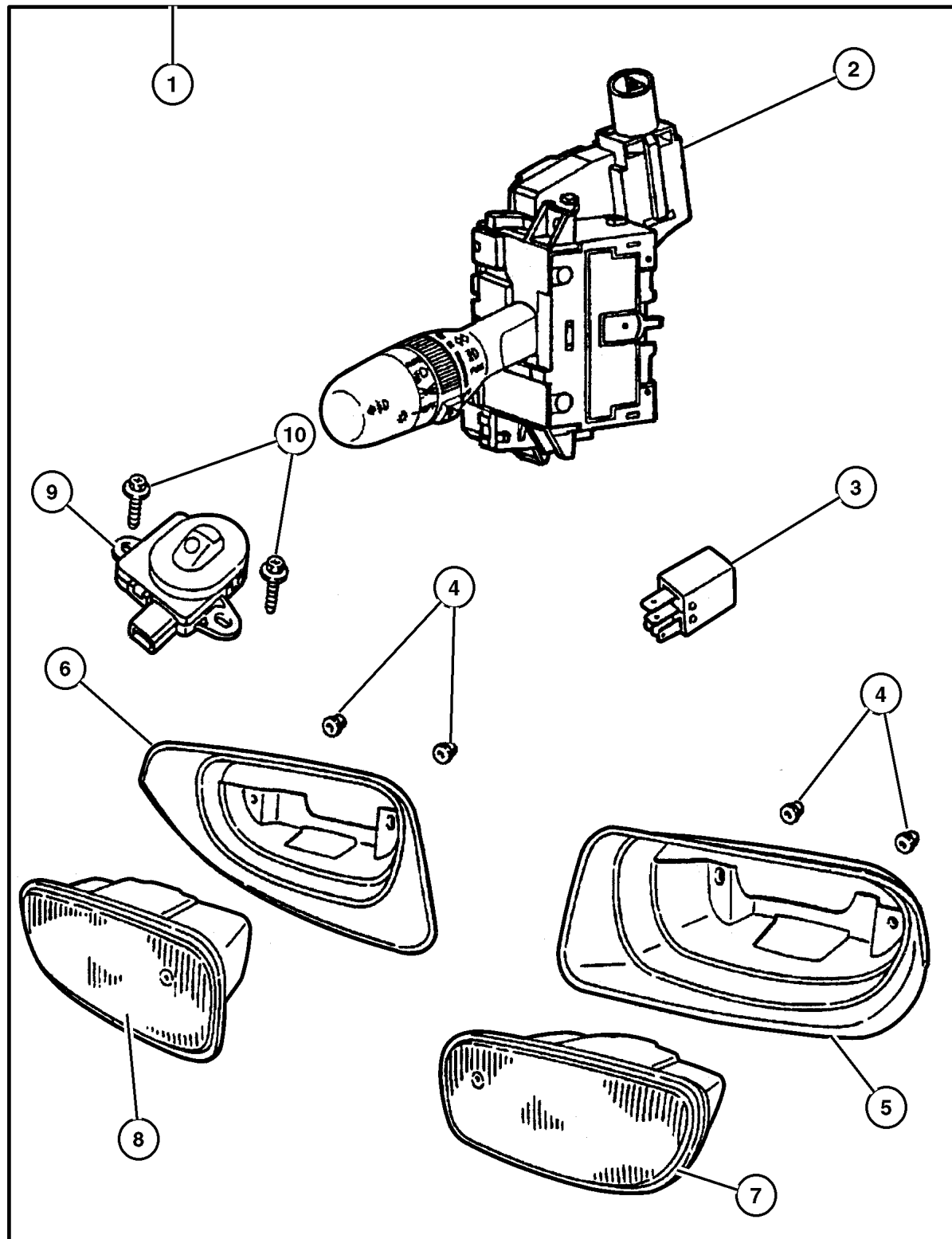
JEEP GRAND CHEROKEE (WJ)

SERIES	LINE	BODY	ENGINE	TRANSMISSION
H = Laredo	J = 4WD	74 = 4 Door	ER0, ERH = 4.0L, Power Tech	DGK = 4 Speed Autm, 42RE
P = Limited	T = 2WD		EV0, EVA = 4.7L, Power Tech	DGQ = 5 Speed Automatic 5-45RFE
				DG0 = All Automatic Transm

AR = Use as required - = Non illustrated part # = New this model year

July 17, 2002

Light Pkg - Fog
Figure 001-615



ITEM	PART NUMBER	QTY	LINE	SERIES	BODY	ENGINE	TRANS	DESCRIPTION
1	#8220 6653	1	J, T		74			LIGHT PACKAGE, Fog
2	56042 302AG	1	J, T		74			SWITCH, Multifunction
3	4671 168	1	J, T		74			RELAY, Mini
4	3420 1358	1	J, T		74			NUT AND WASHER, Hex Nut-Sealing Washer, M6 x 1.00
5								BEZEL, Fog Lamp, (NOT SERVICED) (Not Serviced)
6								BEZEL, Fog Lamp, (NOT SERVICED) (Not Serviced)
7	5515 5136	1	J, T		74			LAMP, Fog, Right
8	5515 5137	1	J, T		74			LAMP, Fog, Left
9	56042 584AA	1	J, T		74			SENSOR, Headlamp
10	#6101 946	1	J, T		74			SCREW, Tapping
-11	00AT M20	1						FUSE, Mini, 20 AMP, Yellow

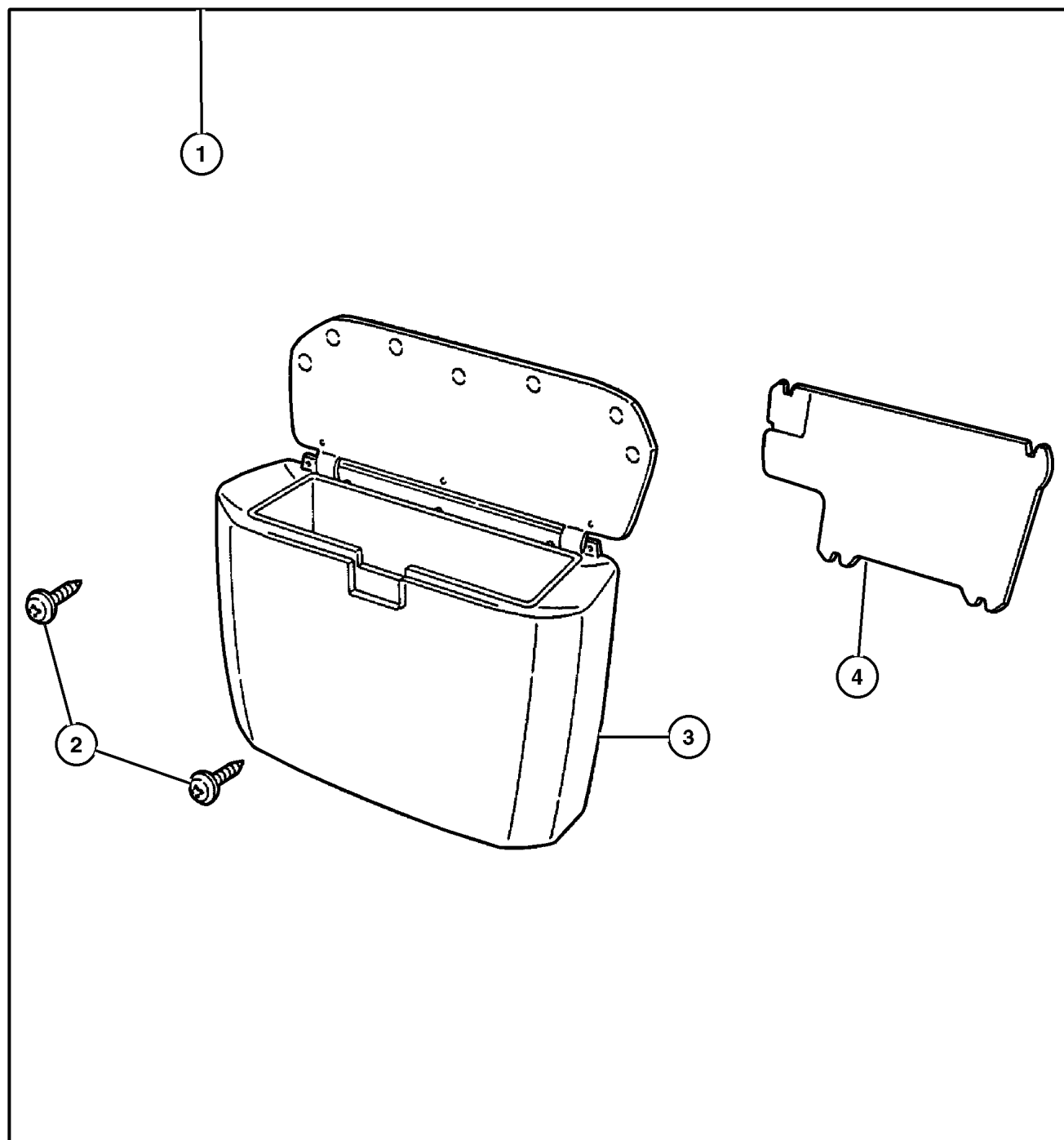
JEEP GRAND CHEROKEE (WJ)

SERIES	LINE	BODY	ENGINE	TRANSMISSION
H = Laredo	J = 4WD	74 = 4 Door	ER0, ERH = 4.0L, Power Tech	DGK = 4 Speed Autm, 42RE
P = Limited	T = 2WD		EV0, EVA = 4.7L, Power Tech	DGQ = 5 Speed Automatic 5-45RFE
				DG0 = All Automatic Transm

AR = Use as required - = Non illustrated part # = New this model year

July 17, 2002

Console Package - Rear
Figure 001-810

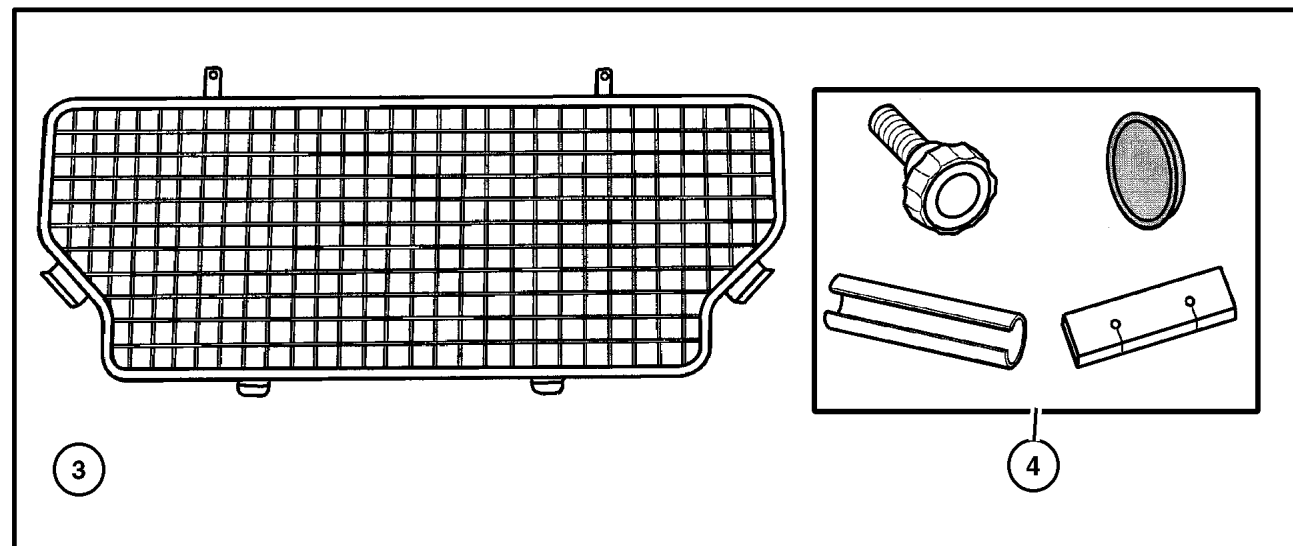
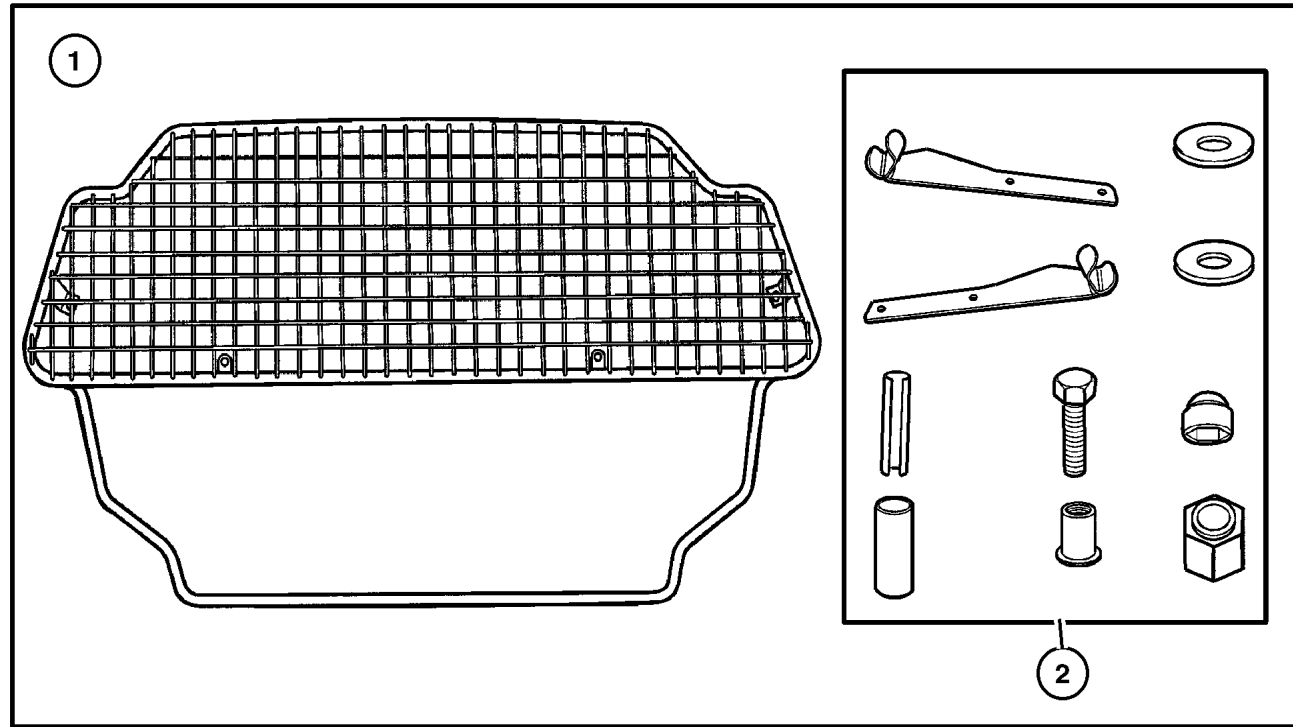


ITEM	PART NUMBER	QTY	LINE	SERIES	BODY	ENGINE	TRANS	DESCRIPTION
NOTE: For CD Changer. Rear Right Quarter Panel.								
1								CONSOLE PACKAGE, Rear
	8220 4624	1	J, T		74			Taupe
	8220 4626	1	J, T		74			Agate
	#8220 6899	1	J, T		74			Sandstone
2	0153 921	1	J, T		74			SCREW
3								BIN, Storage
	5FW37 1AZAD	1	J, T		74			Taupe
	5FW37 1L5AD	1	J, T		74			Agate
	5FW37 1T5AD	1	J, T		74			Sandstone
4								COVER, Bolt
	5FY38 LAZAA	1	J, T		74			Taupe
	5FY38 WL5AA	1	J, T		74			Agate
	5FY38 XT5AA	1	J, T		74			Sandstone

JEEP GRAND CHEROKEE (WJ)

SERIES	LINE	BODY	ENGINE	TRANSMISSION
H = Laredo	J = 4WD	74 = 4 Door	ER0, ERH = 4.0L, Power Tech	DGK = 4 Speed Autm, 42RE
P = Limited	T = 2WD		EV0, EVA = 4.7L, Power Tech	DGQ = 5 Speed Automatic 5-45RFE DG0 = All Automatic Transm

Guard Kit - Dog
Figure 001-820



ITEM	PART NUMBER	QTY	LINE	SERIES	BODY	ENGINE	TRANS	DESCRIPTION
1	8220 6328	1						GUARD KIT, Dog Guard, Upper
2	5086 023AA	1						HARDWARE KIT, Load Partition, Upper
3	8220 5441	1	J, U		74			GUARD KIT, Dog Guard, Lower
4	5086 024AA	1						HARDWARE KIT, Load Partition, Lower

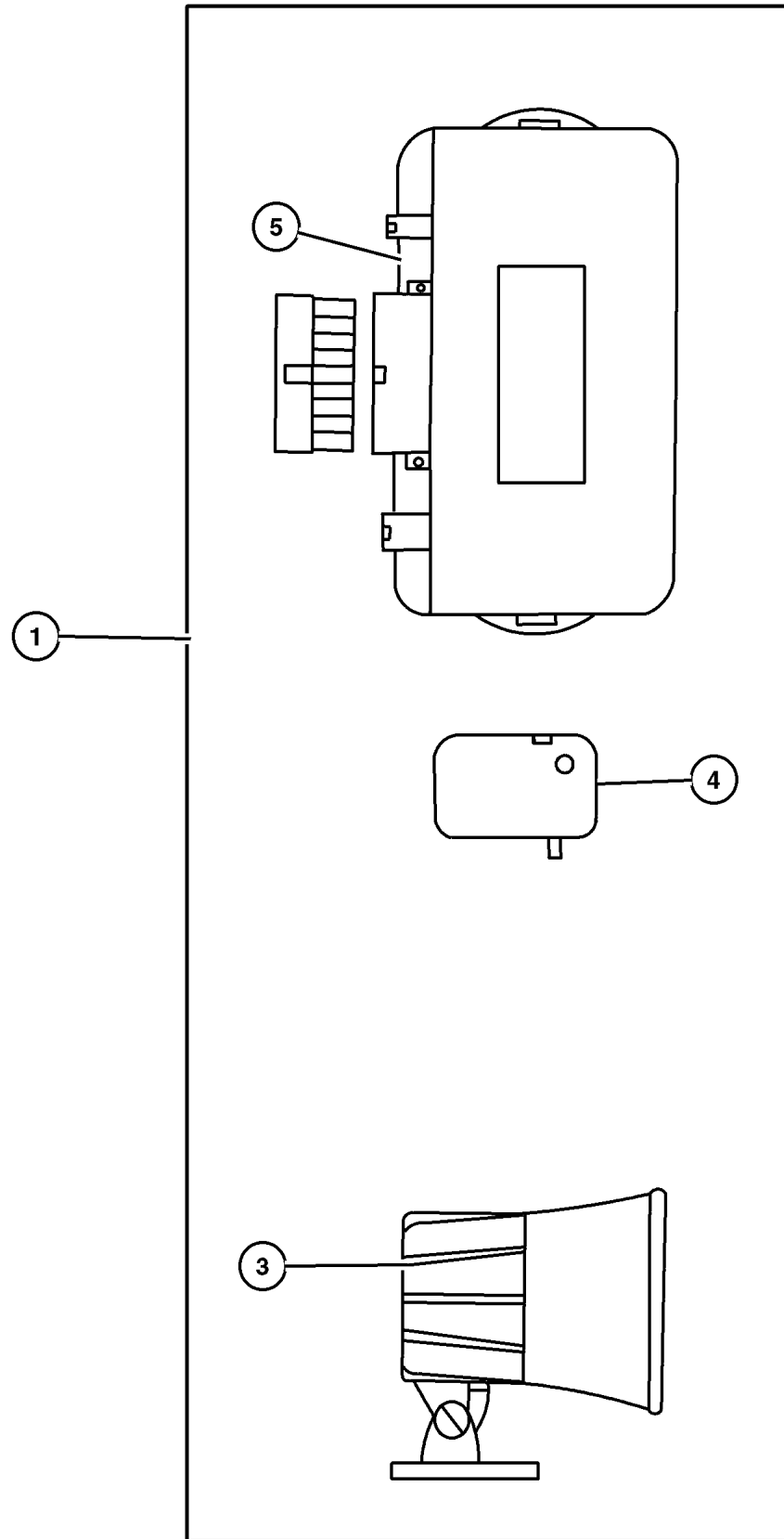
JEEP GRAND CHEROKEE (WJ)

SERIES	LINE	BODY	ENGINE	TRANSMISSION
H = Laredo	J = 4WD	74 = 4 Door	ER0, ERH = 4.0L, Power Tech	DGK = 4 Speed Autm, 42RE
P = Limited	T = 2WD		EV0, EVA = 4.7L, Power Tech	DGQ = 5 Speed Automatic 5-45RFE
				DG0 = All Automatic Transm

AR = Use as required - = Non illustrated part # = New this model year

July 17, 2002

**Alarm - EVS Plus System
Figure 001-914**



ITEM	PART NUMBER	QTY	LINE	SERIES	BODY	ENGINE	TRANS	DESCRIPTION
1	8220 4268	1	J, T		74			MODULE, Security Alarm
-2	8350 4802	2						BATTERY, Transmitter
3	8220 3198	1	J, T		74			SIREN, Alarm
4	4886 374AA	1	J, T		74			TRANSMITTER, Alarm or Keyless
5	5011 619AA	1	J, T		74			MODULE, Security Alarm
-6	8220 4688	1	J, T		74			SENSOR KIT, Shock
-7	8220 4685	1	J, T		74			WIRING KIT, Alarm Security Plus

JEEP GRAND CHEROKEE (WJ)

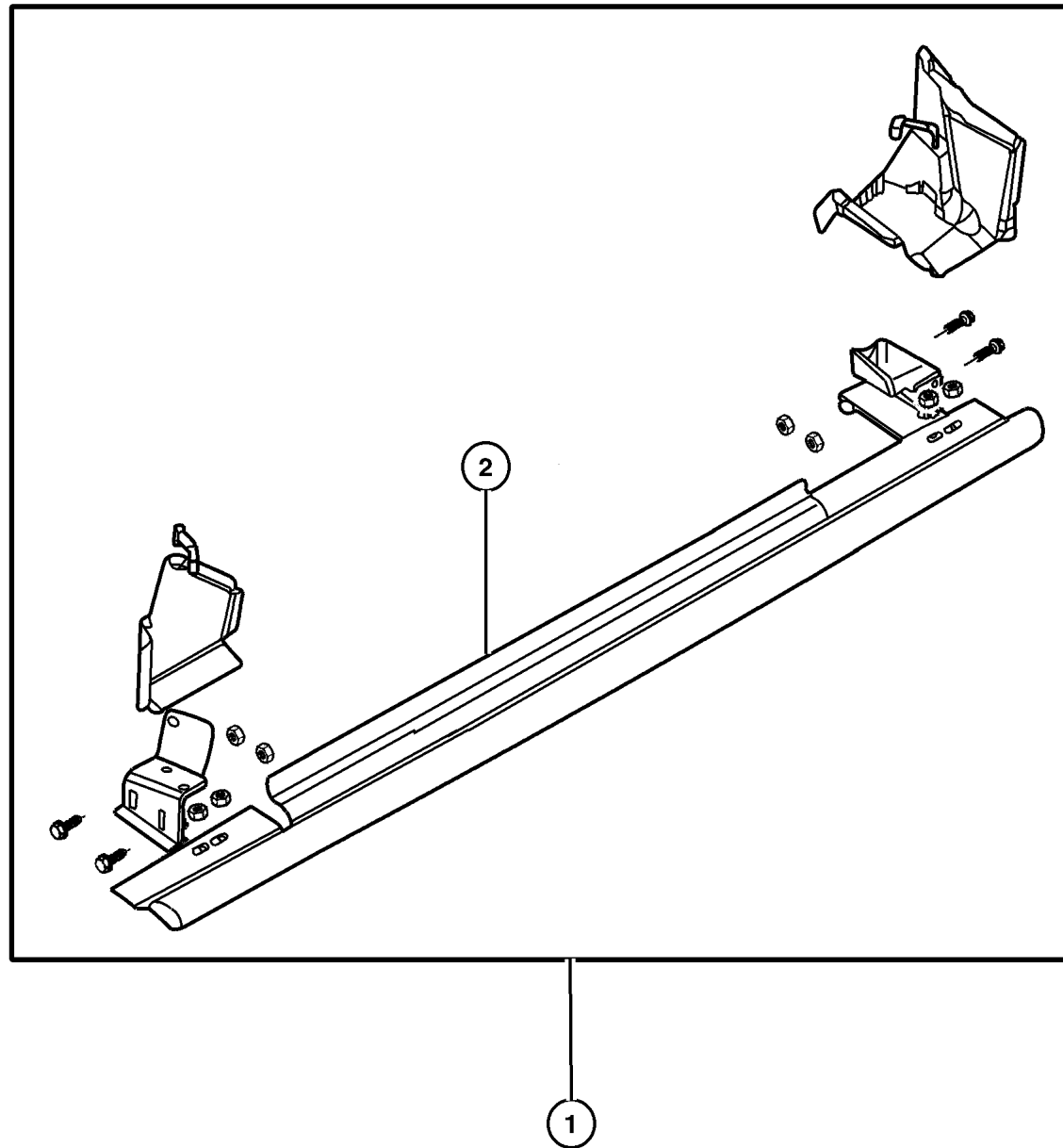
SERIES	LINE	BODY	ENGINE	TRANSMISSION
H = Laredo	J = 4WD	74 = 4 Door	ER0, ERH = 4.0L, Power Tech	DGK = 4 Speed Autm, 42RE
P = Limited	T = 2WD		EV0, EVA = 4.7L, Power Tech	DGQ = 5 Speed Automatic 5-45RFE
				DG0 = All Automatic Transm

AR = Use as required - = Non illustrated part # = New this model year

July 17, 2002

Guard, Rock Rails
Figure 001-1010

ITEM	PART NUMBER	QTY	LINE	SERIES	BODY	ENGINE	TRANS	DESCRIPTION
NOTE: Brackets and Mounting Hardware Included.								
1	8220 4660	1	J, T		74			GUARD KIT, Bodyside
2								GUARD, Bodyside
	5016 850AA	1	J, T		74			Right
	5016 851AA	1	J, T		74			Left



JEEP GRAND CHEROKEE (WJ)				
SERIES	LINE	BODY	ENGINE	TRANSMISSION
H = Laredo	J = 4WD	74 = 4 Door	ER0, ERH = 4.0L, Power Tech	DGK = 4 Speed Autm, 42RE
P = Limited	T = 2WD		EV0, EVA = 4.7L, Power Tech	DGQ = 5 Speed Automatic 5-45RFE
				DG0 = All Automatic Transm

AR = Use as required - = Non illustrated part # = New this model year

July 17, 2002

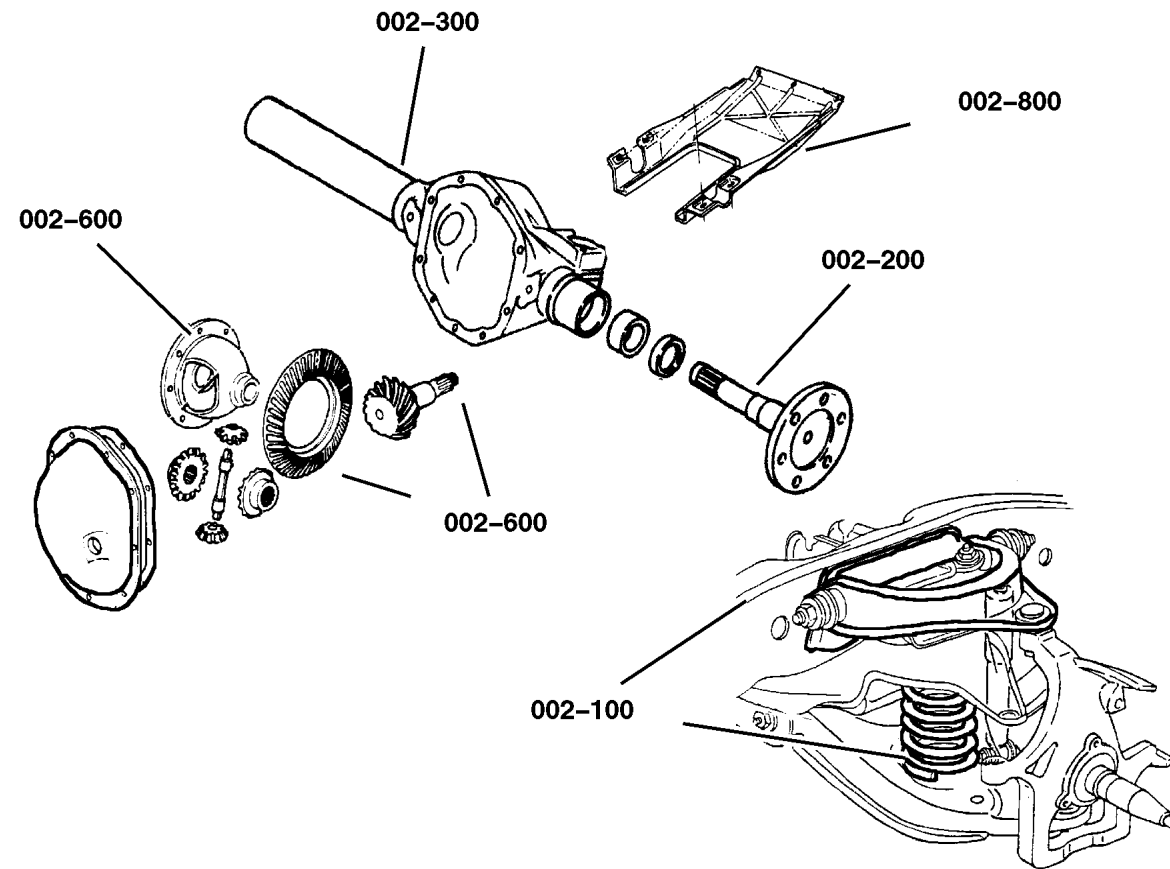
Group – 002

Front Suspension & Drive

GROUP 2 - Front Suspension & Drive

Illustration Title

Group-Fig. No.



Front Suspension

Front Stabilizer Bar and Track Bar Fig. 002-110
 Suspension, Front Springs with Control Arms and Shocks Fig. 002-120

Front Axle Drive Shafts

Front Axle Shafts Fig. 002-210

Front Axle Housing

Housing,Front Axle,2 Wheel Drive Fig. 002-310
 Housing,Front Axle,4 Wheel Drive Fig. 002-320

Front Axle Assembly

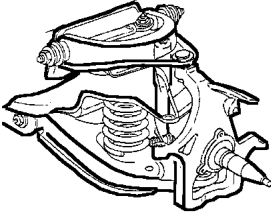
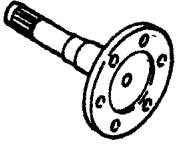
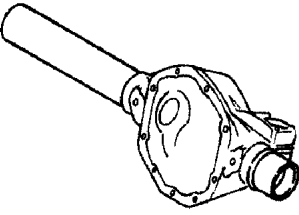
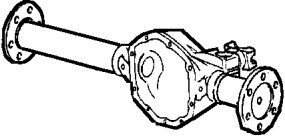
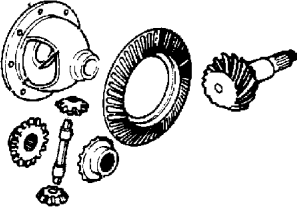
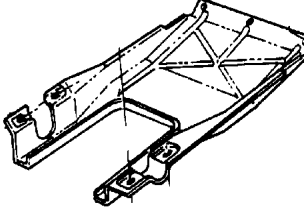
Front Axle Assembly Fig. 002-410

Front Axle Differential

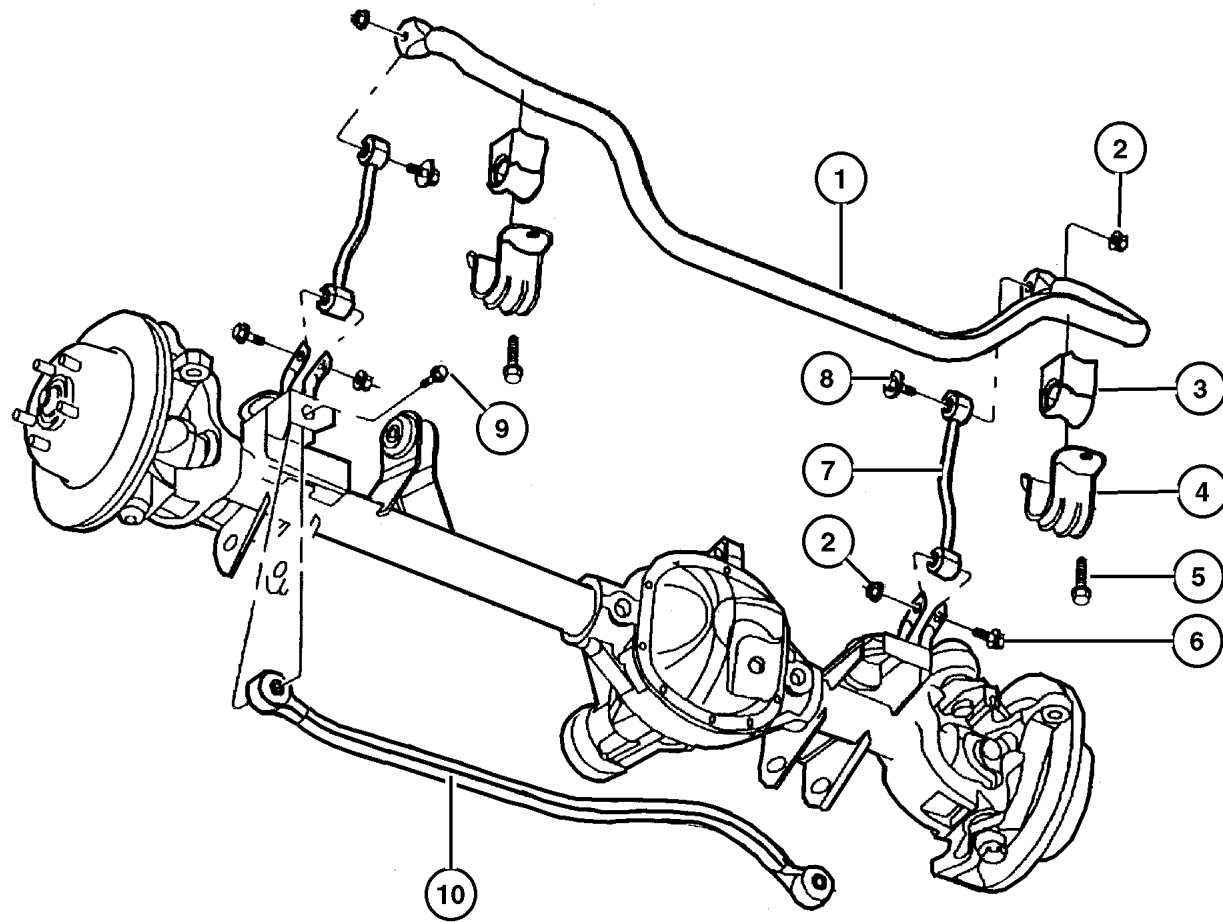
Differential, Front Axle Fig. 002-610

Front Axle Skid Plate

Skid Plate, Front Axle Fig. 002-810

<p>002-100 Front Suspension</p> 	<p>002-200 Front Axle Drive Shafts</p> 	<p>002-300 Front Axle Housing</p> 	<p>002-400 Front Axle Assembly</p> 
<p>002-600 Front Axle Differential</p> 	<p>002-800 Front Axle Skid Plate</p> 		

**Front Stabilizer Bar and Track Bar
Figure 002-110**



ITEM	PART NUMBER	QTY	LINE	SERIES	BODY	ENGINE	TRANS	DESCRIPTION
Note: Sales Codes;								
ER0 = ALL 4.0L Engine 6 Cyl Gas								
EVO = 4.7L Engine Gas								
J = 4 WD-Left Hand Drive								
T = 2 WD-Left Hand Drive								
1	5208 8281	1				ER0, EVO		BAR, Front Sway
2	6502 697	4						NUT, Hex Flange Lock, M12x1.75
3	52088 284AC	2						BUSHING, Sway Bar
4	5208 8285	2						RETAINER, Sway Bar
5	6502 936	4						SCREW AND WASHER, Hex Head Pilot Point, M12x1.75x45
6	6502 473	2						BOLT, Hex Flange Head, M12x1.75x65
7	5208 8283	2						LINK, Sway Eliminator
8	6505 353AA	2						SCREW AND WASHER, M12x1.75x60
9	6506 147AA	1						SCREW, Hex Flange Head, M12x1.75x80, Track Bar to Axle, Mounting
10								TRACK BAR, Front
	52088 305AB	1	J					
		1	T					
-11	6505 324AA	1						BOLT AND RETAINER, M12x1.75x80, Track Bar to Body, Mounting
-12	6502 697	1						NUT, Hex Flange Lock, M12x1.75, Track Bar to Body, Mounting

JEEP GRAND CHEROKEE (WJ)

SERIES	LINE	BODY	ENGINE	TRANSMISSION
H = Laredo	J = 4WD	74 = 4 Door	ER0, ERH = 4.0L, Power Tech	DGK = 4 Speed Autm, 42RE
P = Limited	T = 2WD		EVO, EVA = 4.7L, Power Tech	DGQ = 5 Speed Automatic 5-45RFE
				DG0 = All Automatic Transm

AR = Use as required - = Non illustrated part # = New this model year

July 17, 2002

Suspension, Front Springs with Control Arms and Shocks Figure 002-120

ITEM	PART NUMBER	QTY	LINE	SERIES	BODY	ENGINE	TRANS	DESCRIPTION
------	-------------	-----	------	--------	------	--------	-------	-------------

NOTES:

ER0 = All 4.0L 6 Cyl Gas Engines
 EV0 = All 4.7L Gas Engines
 SDA = Quadra Coil Suspension(Standard)
 SDJ = Firm Suspension
 SDU = Heavy Duty Suspension
 LCA = Lower Control Arm
 UCA = Upper Control Arm
 Check Vin Number For the 'Z' Code on Front Springs

Markets:

U = United States
 C = Canada
 M = Mexico
 B = Export

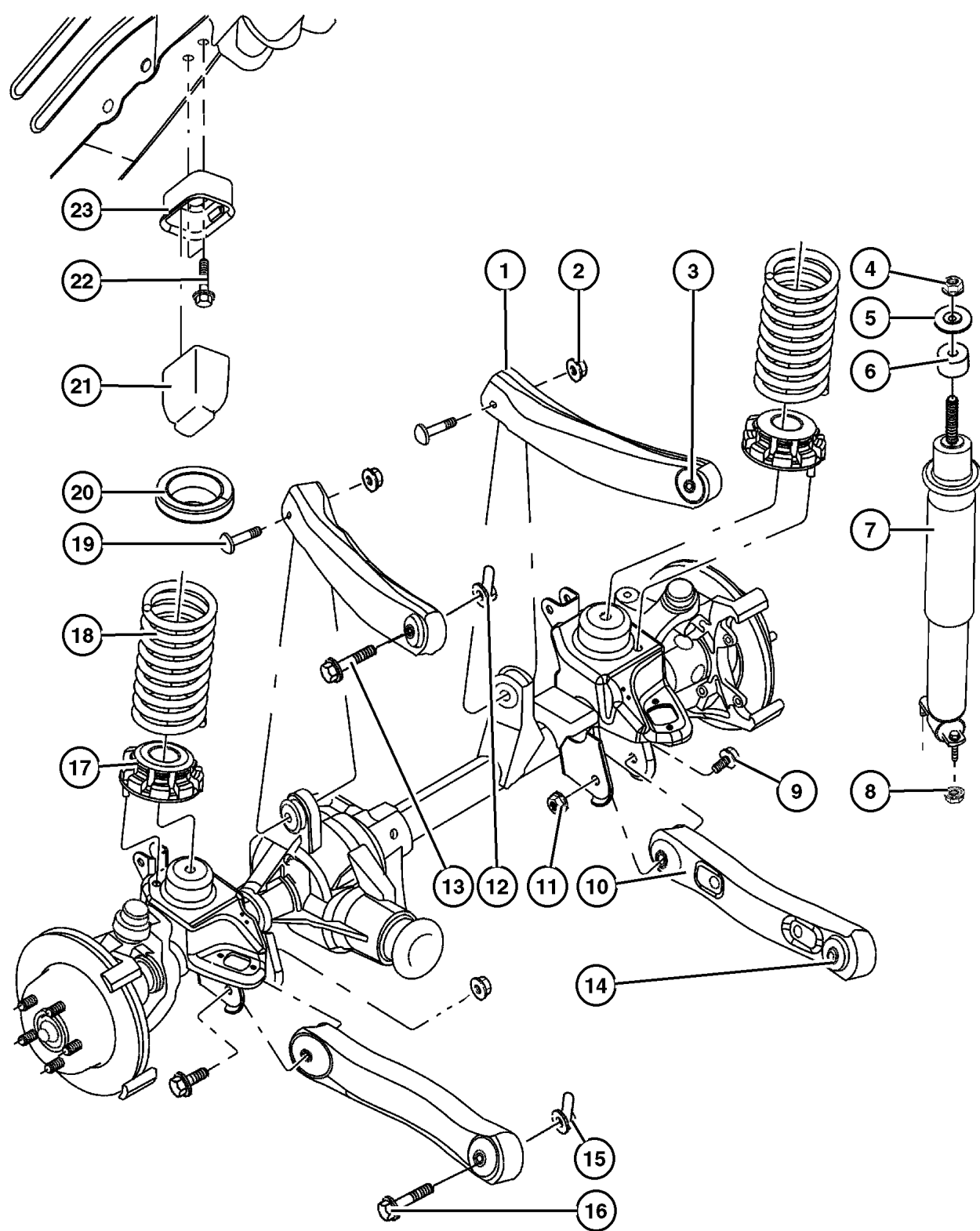
	1	52088 208AC	2					ARM, Control, with Bushing, Upper
	2	6502 696	2					NUT, Hex Flange Lock, M10x1.5, UCA to Axle Mounting
	3	5208 8214	2	J				BUSHING, Control Arm, to Sill, Upper
	4	6503 073	2					NUT, Nylock Hex, M10x1.5, Shock Mounting, Upper
	5	5208 8517	2					RETAINER, Shock Absorber, Upper
	6	5208 8289	2					GROMMET, Shock Absorber, Upper
	7							SHOCK ABSORBER PACKAGE, Suspension, Front
		#5014 730AH	2					[SDA]
		5014 732AC	2					[SDU]
	8	6101 695	4					NUT, Hex Flange Lock, M8x1.25, Shock Mounting, Lower
	9	6505 214AA	2					SCREW, Hex Flange Head, M14x2.00x114, LCA to Axle Mounting
	10	52088 217AB	2					ARM, Control, with Bushing, Lower
	11	6502 698	3					NUT, Hex Flange Lock, LCA to Axle Mounting
	12	6505 438AA	2					NUT, Hex, M10-1.5, UCA to Sill Mounting
	13	6505 472AA	2					SCREW, Hex Flange Head, M10x1.50x81, UCA to Sill Mounting
	14	5208 8220	2					BUSHING, Control Arm, UCA to Sill
	15	6505 439AA	1					NUT AND RETAINER, Hex Flange Locking, M14 x 2.00, LCA to Sill
	16	6506 033AA	2					BOLT, Hex Flange Head, M14x2.0x105, LCA to Sill
	17	5208 8401	2					ISOLATOR, Front Suspension Spring, Lower
	18							SPRING, Front Coil

JEEP GRAND CHEROKEE (WJ)

SERIES	LINE	BODY	ENGINE	TRANSMISSION
H = Laredo	J = 4WD	74 = 4 Door	ER0, ERH = 4.0L, Power Tech	DGK = 4 Speed Autm, 42RE
P = Limited	T = 2WD		EV0, EVA = 4.7L, Power Tech	DGQ = 5 Speed Automatic 5-45RFE
				DG0 = All Automatic Transm

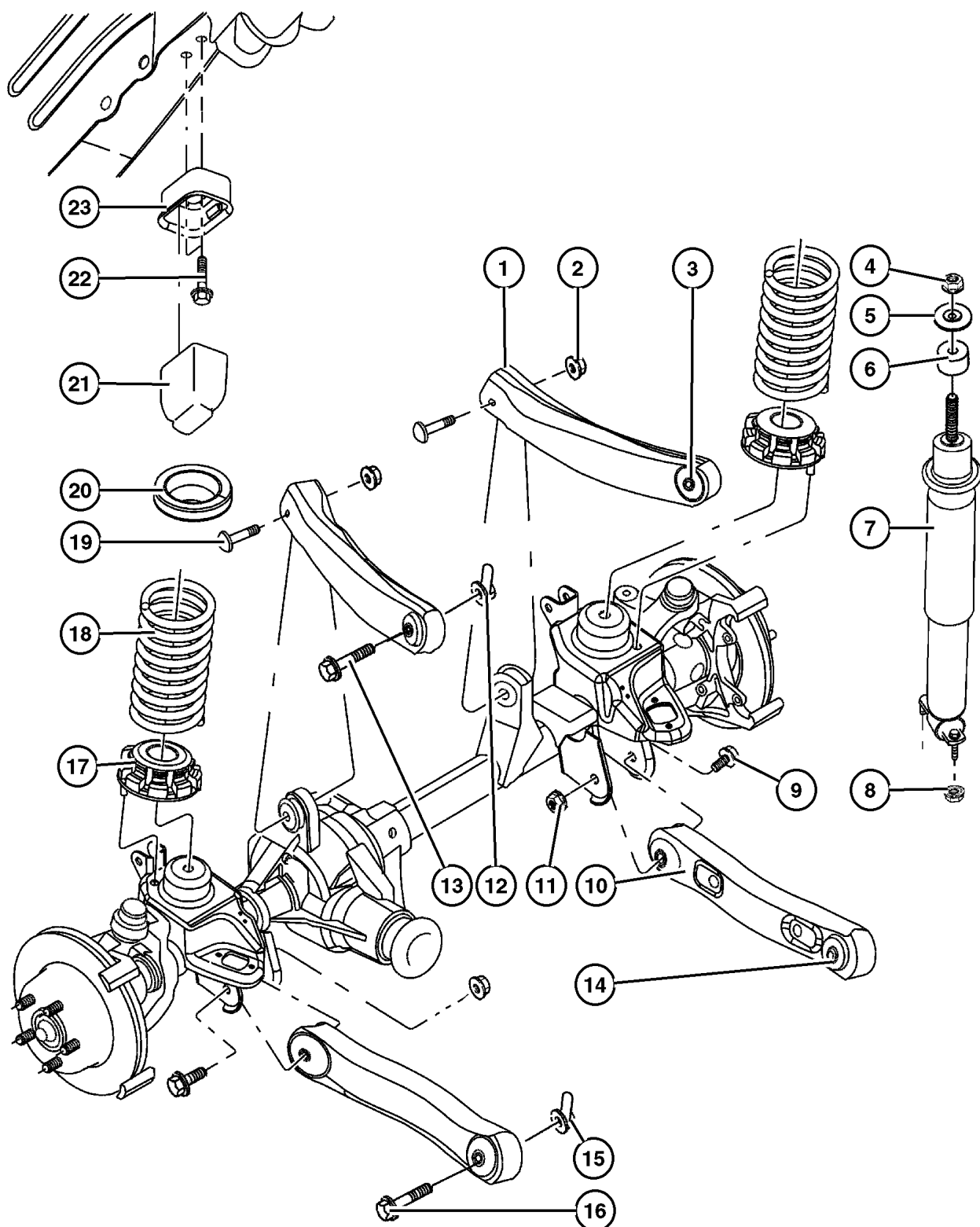
AR = Use as required - = Non illustrated part # = New this model year

July 17, 2002



Suspension, Front Springs with Control Arms and Shocks Figure 002-120

ITEM	PART NUMBER	QTY	LINE	SERIES	BODY	ENGINE	TRANS	DESCRIPTION
	5208 8262	1						[ZKE,ZYE]
	5208 8263	1						[ZKF,ZYF]
	5208 8264	1						[ZKG,ZYG]
	5208 8265	1						[ZKH,ZYH]
	5208 8267	1						[ZLE,ZZE]
	5208 8268	1						[ZLF,ZZF]
	5208 8269	1						[ZK1,ZY1]
	5208 9421	1						[ZLG,ZZG]
19	6505 306AA	2						SCREW, Truss Head, M10x1.5x70, UCA to Axle Mounting
20	52088 257AB	2						ISOLATOR, Front Suspension Spring, Upper
21	5208 8256	2						BUMPER, Jounce, Upper
22	6100 584	4				ER0, EVO		BOLT AND CONED WASHER, Hex Head, M8x30x20, Upper
23	5208 8254	2						CUP, Jounce Bumper, Upper



JEEP GRAND CHEROKEE (WJ)

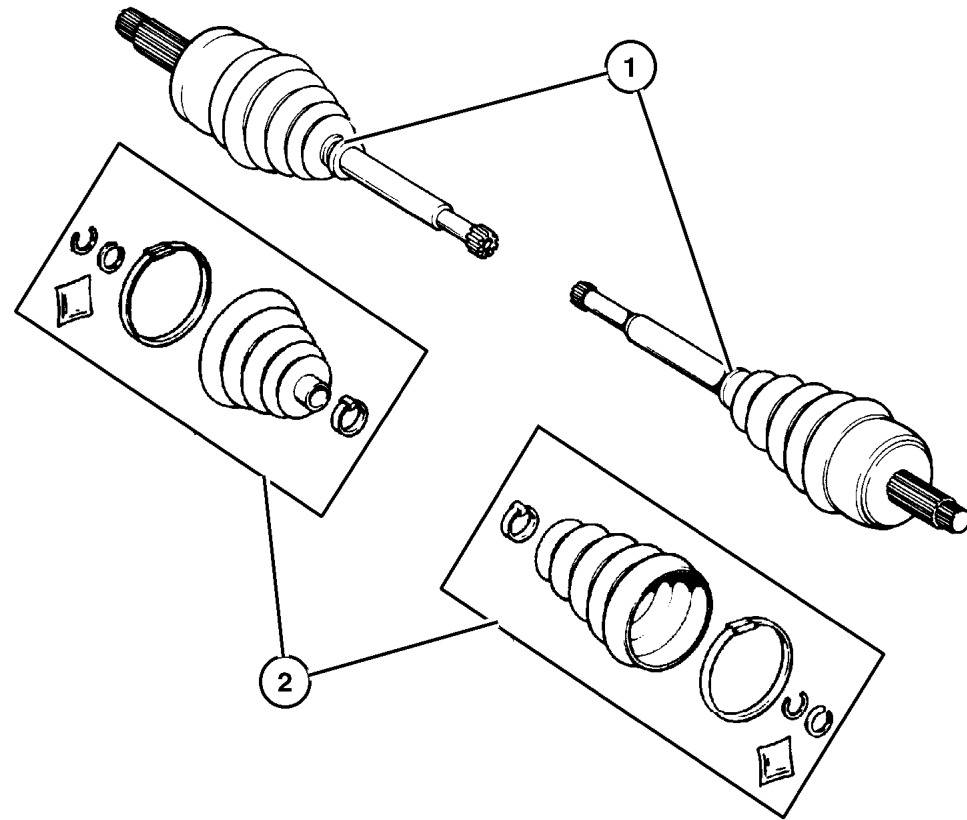
SERIES	LINE	BODY	ENGINE	TRANSMISSION
H = Laredo	J = 4WD	74 = 4 Door	ER0, ERH = 4.0L, Power Tech	DGK = 4 Speed Autm, 42RE
P = Limited	T = 2WD		EVO, EVA = 4.7L, Power Tech	DGQ = 5 Speed Automatic 5-45RFE
				DG0 = All Automatic Transm

AR = Use as required - = Non illustrated part # = New this model year

July 17, 2002

Front Axle Shafts
Figure 002-210

ITEM	PART NUMBER	QTY	LINE	SERIES	BODY	ENGINE	TRANS	DESCRIPTION
NOTE:								
DSB = Vari-Lok Progressive Axle								
J = 4 Wheel Drive-Left Hand Drive								
1								SHAFT, Axle
	5012 748AA	1	J					[+DSB], Right
	5012 749AA	1	J					[+DSB], Left
	5012 456AA	1	J					[-DSB], Right
	5012 457AA	1	J					[-DSB], Left
2	4796 233	1	J					BOOT KIT, Half Shaft, Consists of 1-Boot, 2-Clamps and 1 Grease Packet, Right And Left



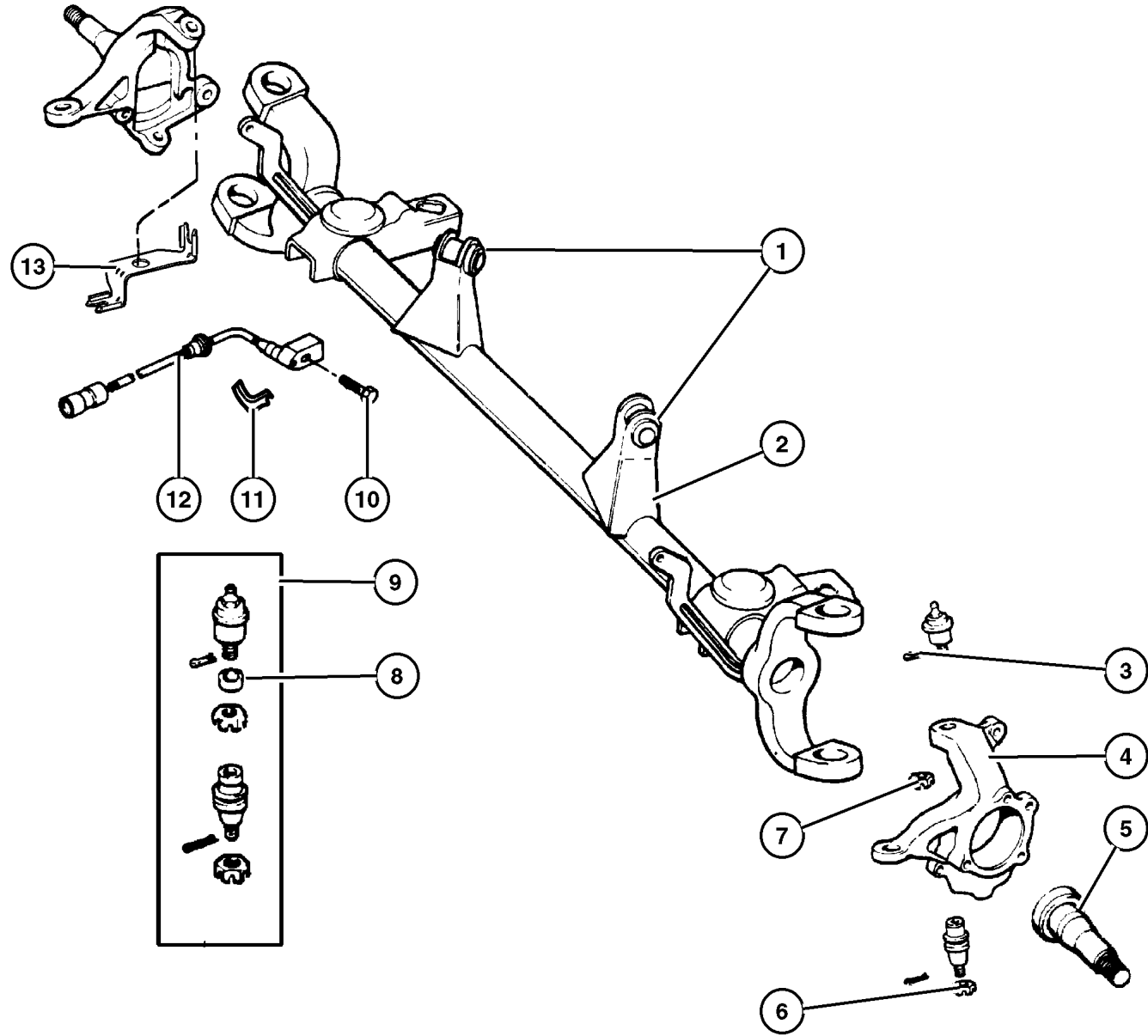
JEEP GRAND CHEROKEE (WJ)

SERIES	LINE	BODY	ENGINE	TRANSMISSION
H = Laredo	J = 4WD	74 = 4 Door	ER0, ERH = 4.0L, Power Tech	DGK = 4 Speed Autm, 42RE
P = Limited	T = 2WD		EV0, EVA = 4.7L, Power Tech	DGQ = 5 Speed Automatic 5-45RFE
				DG0 = All Automatic Transm

AR = Use as required - = Non illustrated part # = New this model year

July 17, 2002

Housing,Front Axle,2 Wheel Drive Figure 002-310



ITEM	PART NUMBER	QTY	LINE	SERIES	BODY	ENGINE	TRANS	DESCRIPTION
T=LHD-2 Wheel Drive								
1	5208 8214	2	T					BUSHING, Control Arm, Upper
2	5012 433AA	1	T					HOUSING, Axle
3	1101 0069	2	T					PIN, Cotter, M4x40.00
4								KNUCKLE, Front
	5011 976AA	1	T					Right
	5011 977AA	1	T					Left
5	5012 438AA	2	T					SHAFT, Dummy, Right & Left
6	J812 3318	2	T					NUT, Upper Ball Joint Mounting
7	J012 5258	2	T					NUT, Hex Slotted, Upper Ball Joint Mounting
8	8350 0203	1	T					RING, Ball Joint, Upper
9	5012 432AA	2	T					BALL JOINT KIT, Knuckle
10	5012 434AA	2	T					BOLT, Sensor Mounting
11								BRACKET, Brake Sensor Wire
	5014 324AA	1	T					Right
	5014 325AA	1	T					Left
12								SENSOR, Wheel Speed
	56041 316AB	1	T					Right
	56041 317AB	1	T					Left
13								BRACKET, Brake Sensor
	5602 6766	1	T					Right
	5602 6767	1	T					Left

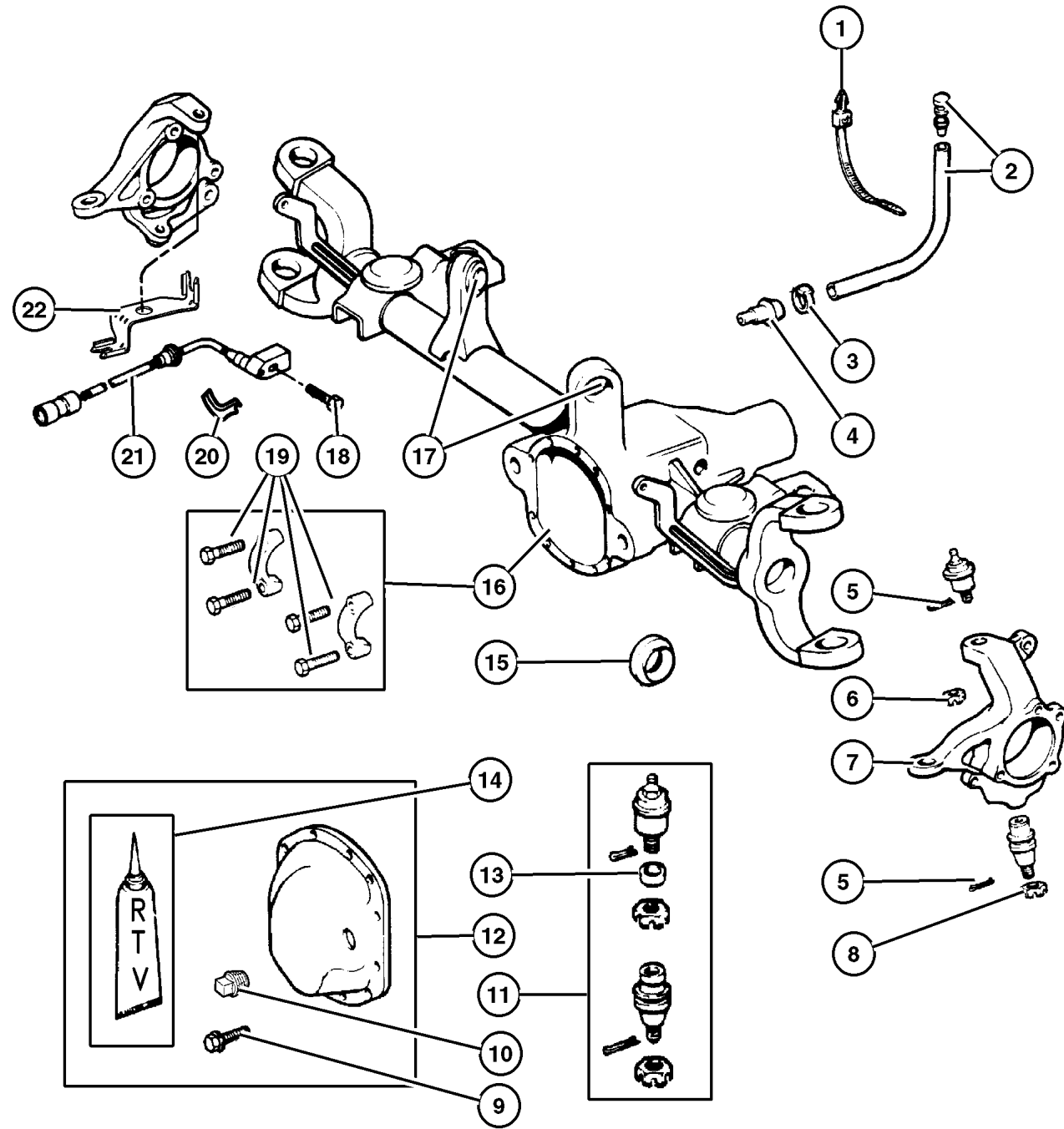
JEEP GRAND CHEROKEE (WJ)

SERIES	LINE	BODY	ENGINE	TRANSMISSION
H = Laredo	J = 4WD	74 = 4 Door	ER0, ERH = 4.0L, Power Tech	DGK = 4 Speed Autm, 42RE
P = Limited	T = 2WD		EV0, EVA = 4.7L, Power Tech	DGQ = 5 Speed Automatic
				5-45RFE
				DG0 = All Automatic Transm

AR = Use as required - = Non illustrated part # = New this model year

July 17, 2002

Housing,Front Axle,4 Wheel Drive Figure 002-320



ITEM	PART NUMBER	QTY	LINE	SERIES	BODY	ENGINE	TRANS	DESCRIPTION
NOTE:								
ER0 = All 4.0L 6 Cyl Gas Engines								
EV0 = All 4.7L Gas Engines								
J = 4 Wheel Drive-Left Hand Drive								
1	J417 5376	2						STRAP, Tie
2	HFV0 0516	1	J, U					HOSE, Fuel And Vapor, 25 Foot Roll 5/16"
3	6503 573	1						CLIP, Lower
4	5017 482AA	1	J					VENT, Axle, Lower
5	1101 0069	2	J					PIN, Cotter, M4x40.00, Upper And Lower
6	J012 5258	1	J					NUT, Hex Slotted
7								KNUCKLE, Front
	5011 976AA	1	J					Right
	5011 977AA	1	J					Left
8	J812 3318	1	J					NUT
9	2954 031	10	J					BOLT, Differential Cover
10	J400 4751	1	J					PLUG, Differential Cover
11	5012 432AA	2	J					BALL JOINT KIT, Knuckle
12	5012 451AA	1	J					COVER, Differential
13	8350 0203	1	J					RING, Ball Joint, Upper
14	5010 884AA	1						SEALANT, RTV
15	4874 477	2	J					SEAL, Axle Drive Shaft
16	5012 445AB	1	J					HOUSING, Axle
17	5208 8214	2	J					BUSHING, Control Arm, Upper
18	5012 434AA	2	J					BOLT, Sensor, Mounting
19	4897 482AB	4	J					BOLT, Differential
20								BRACKET, Brake Sensor Wire
	5014 324AA	1	J					Right
	5014 325AA	1	J					Left
21								SENSOR, Wheel Speed
	56041 316AB	1	J					Right
	56041 317AB	1	J					Left
22								BRACKET, Brake Sensor
	5602 6766	1	J					Right
	5602 6767	1	J					Left

JEEP GRAND CHEROKEE (WJ)

SERIES	LINE	BODY	ENGINE	TRANSMISSION
H = Laredo	J = 4WD	74 = 4 Door	ER0, ERH = 4.0L, Power Tech	DGK = 4 Speed Autm, 42RE
P = Limited	T = 2WD		EV0, EVA = 4.7L, Power Tech	DGQ = 5 Speed Automatic 5-45RFE
				DG0 = All Automatic Transm

AR = Use as required - = Non illustrated part # = New this model year

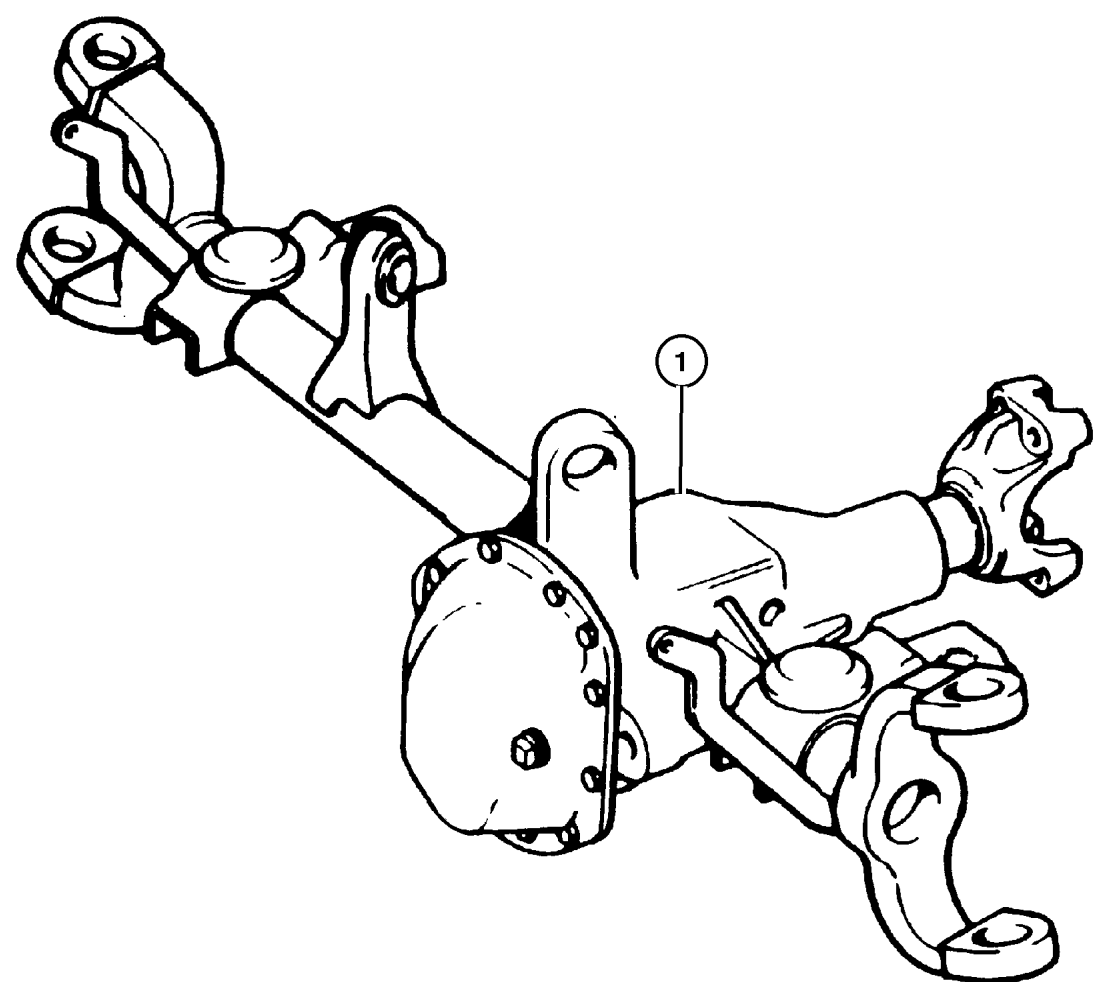
July 17, 2002

**Front Axle Assembly
Figure 002-410**

ITEM	PART NUMBER	QTY	LINE	SERIES	BODY	ENGINE	TRANS	DESCRIPTION
------	-------------	-----	------	--------	------	--------	-------	-------------

NOTE:
 DSB = Vari-Lok Progressive Axle
 DHF = Quadra-Trac II on Demand 4 Wheel Drive System
 DHP = Selec-Trac Full Time 4 Wheel Drive System
 DME = 3.73 Ratio
 DMD = 3.55 Ratio
 DMT = 3.91 Ratio
 ER0 = All 4.0L 6 Cyl Gas Engines
 EV0 = All 4.7L Gas Engines

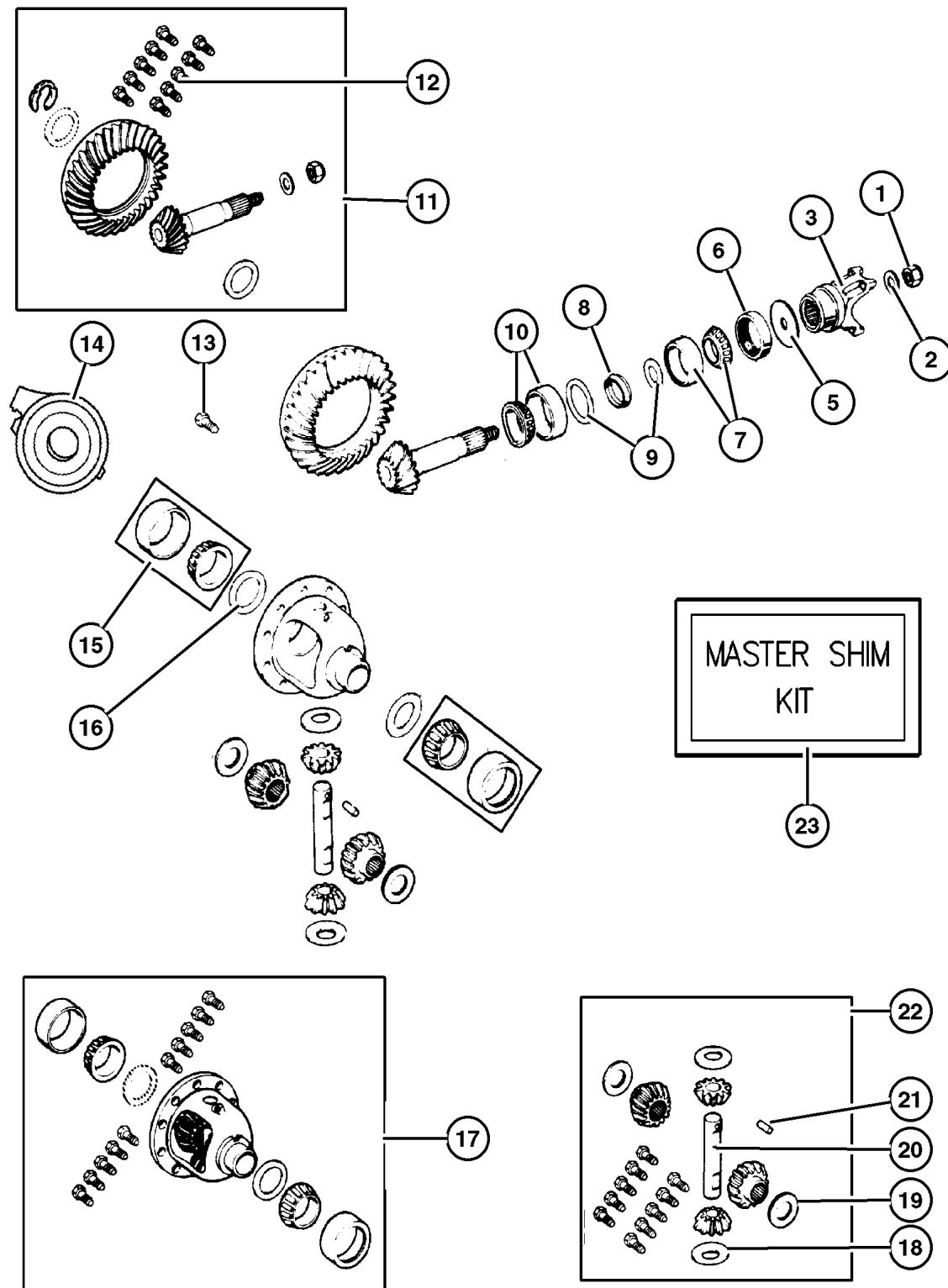
1								AXLE, Service Front
	#5073 493AA	1	J					[DMD,DHF,DHP] Tag 52099187AO
	#5066 445AA	1	J					[DME,DHF,DHP] Tag 52104600AA
	#5066 449AA	1	J			EV0		[DME,DHF,DSB] Tag 52104601AA



JEEP GRAND CHEROKEE (WJ)				
SERIES	LINE	BODY	ENGINE	TRANSMISSION
H = Laredo	J = 4WD	74 = 4 Door	ER0, ERH = 4.0L, Power Tech	DGK = 4 Speed Autm, 42RE
P = Limited	T = 2WD		EV0, EVA = 4.7L, Power Tech	DGQ = 5 Speed Automatic 5-45RFE
				DG0 = All Automatic Transm

AR = Use as required - = Non illustrated part # = New this model year

Differential, Front Axle Figure 002-610



ITEM	PART NUMBER	QTY	LINE	SERIES	BODY	ENGINE	TRANS	DESCRIPTION
Note: Sales Codes;								
[DHF] = Quadra-Trac II on Demand 4 Wheel Drive System								
[DHP] = Selec-Trac Full Time 4 Wheel Drive System								
[DMD] = Axle Ratio 3.55								
[DME] = Axle Ratio 3.73								
[DSB] = Axle - Vari-Lok Progressive Front								
[ER0] = Engines - All 4.0L 6 Cylinder Gas								
[EV0] = Engines - All 4.7L Gas								
1	1791 575	1	J					NUT, Pinion Yoke
2	1791 576	1	J					WASHER, Pinion Yoke
3	5012 444AA	1	J					YOKE, Axle
-4	5012 453AA	1	J					O RING, Pinion Flange, Fits Over Hub of Axle Yoke
5	4031 974	1	J					SLINGER, Drive Pinion
6	#5066 446AA	1	J					SEAL, Drive Pinion
7	5252 508	1	J					BEARING, Drive Pinion, Bearing and Cup, Front
8	4864 845AB	1	J					SPACER, Crush
9								SHIM, Drive Pinion Bearing, Replacement Individual PINION Shims for Master Shim Kit 5017134AA.
	5017 139AA	1	J					.052
	5017 150AA	1	J					.061
	5017 151AA	1	J					.062
	5017 152AA	1	J					.063
	5017 153AA	1	J					.064
	5017 154AA	1	J					.065
	5017 155AA	1	J					.066
	5017 156AA	1	J					.067
	5017 140AA	1	J					.053
	5017 141AA	1	J					.054
	5017 142AA	1	J					.055
	5017 143AA	1	J					.056
	5017 144AA	1	J					.057
	5017 145AA	1	J					.058
	5017 146AA	1	J					.059
	5017 149AA	1	J					.060
10	J812 6499	1	J					BEARING, Drive Pinion, Bearing and Cup, Rear
11								GEAR KIT, Ring And Pinion [DMD]
	5012 476AB	1	J					[DMD]
	5012 447AA	1	J			EVO		[DME]
12								BOLT KIT

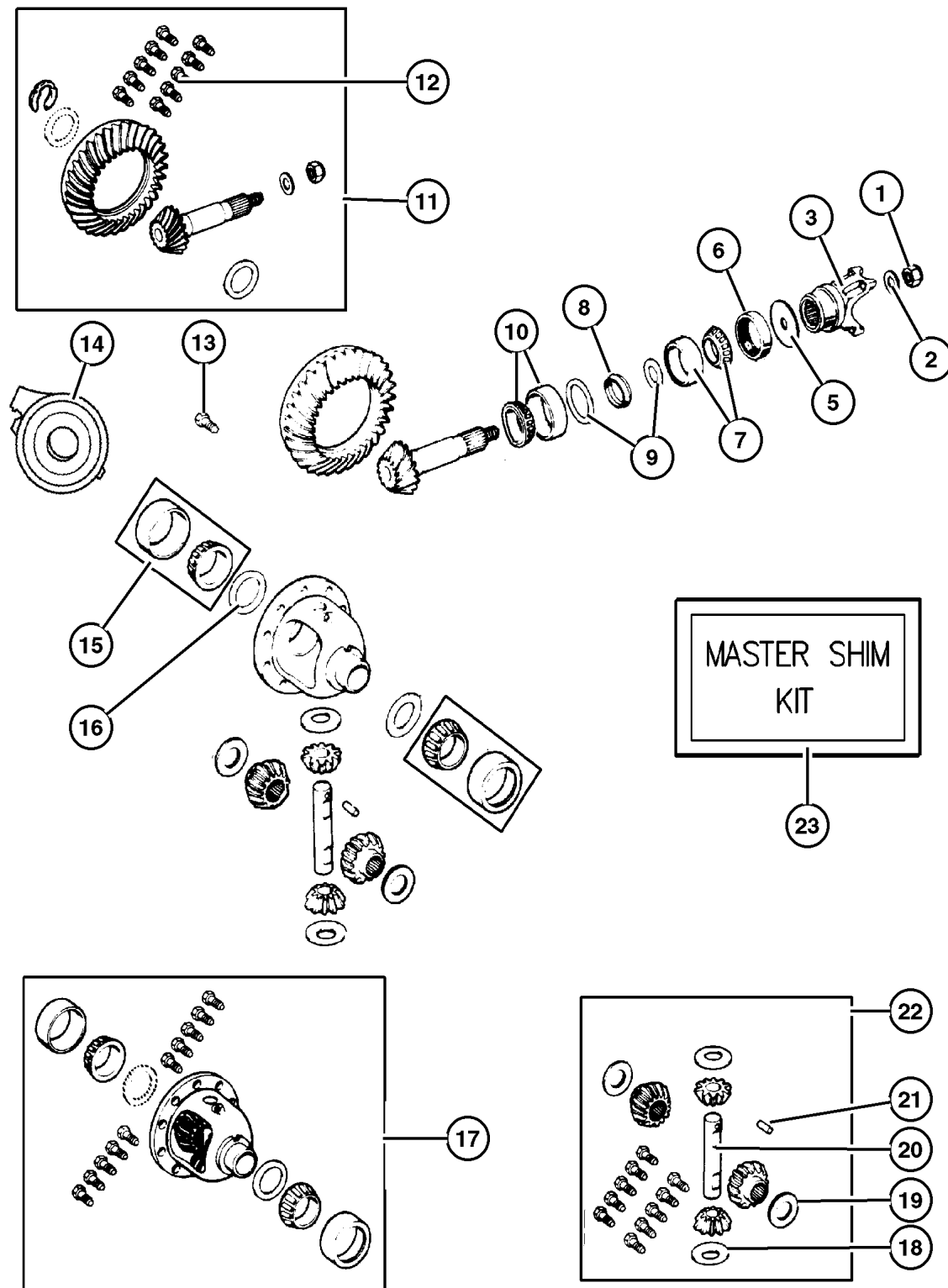
JEEP GRAND CHEROKEE (WJ)

SERIES	LINE	BODY	ENGINE	TRANSMISSION
H = Laredo	J = 4WD	74 = 4 Door	ER0, ERH = 4.0L, Power Tech	DGK = 4 Speed Autm, 42RE
P = Limited	T = 2WD		EV0, EVA = 4.7L, Power Tech	DGQ = 5 Speed Automatic
				5-45RFE
				DG0 = All Automatic Transm

AR = Use as required - = Non illustrated part # = New this model year

July 17, 2002

Differential, Front Axle Figure 002-610



ITEM	PART NUMBER	QTY	LINE	SERIES	BODY	ENGINE	TRANS	DESCRIPTION
	4720 891	1	J			ER0		Consists of 10-5252503 Screws
		1	J			EVO		Consists of 10-5252503 Screws
13	5252 503	10	J					SCREW, Drive Gear
14	5012 725AA	1	J			ER0		PLENUM, Differential [DSB]
		1	J			EVO		[DSB]
15	J812 6500	1	J			ER0		BEARING, Differential
		1	J			EVO		Consists of 2 Bearings and 2 Cups
16		1	J					SHIM, Differential Bearing, Replacement Individual DIFFERENTIAL Shims for Master Kit 5017134AA
	5017 218AA	1	J					.109
	5017 227AA	1	J					.118
	5017 228AA	1	J					.119
	5017 229AA	1	J					.120
	5017 230AA	1	J					.121
	5017 231AA	1	J					.122
	5017 232AA	1	J					.123
	5017 233AA	1	J					.124
	5017 234AA	1	J					.125
	5017 235AA	1	J					.126
	5017 236AA	1	J					.127
	5017 219AA	1	J					.110
	5017 237AA	1	J					.128
	5017 238AA	1	J					.129
	5017 239AA	1	J					.130
	5017 240AA	1	J					.131
	5017 241AA	1	J					.132
	5017 242AA	1	J					.133
	5017 243AA	1	J					.134
	5017 244AA	1	J					.135
	5017 245AA	1	J					.136
	5017 246AA	1	J					.137
	5017 220AA	1	J					.111
	5017 247AA	1	J					.138
	5017 248AA	1	J					.139
	5017 249AA	1	J					.140
	5017 250AA	1	J					.141
	5017 251AA	1	J					.142
	5017 252AA	1	J					.143
	5017 253AA	1	J					.144
	5017 254AA	1	J					.145

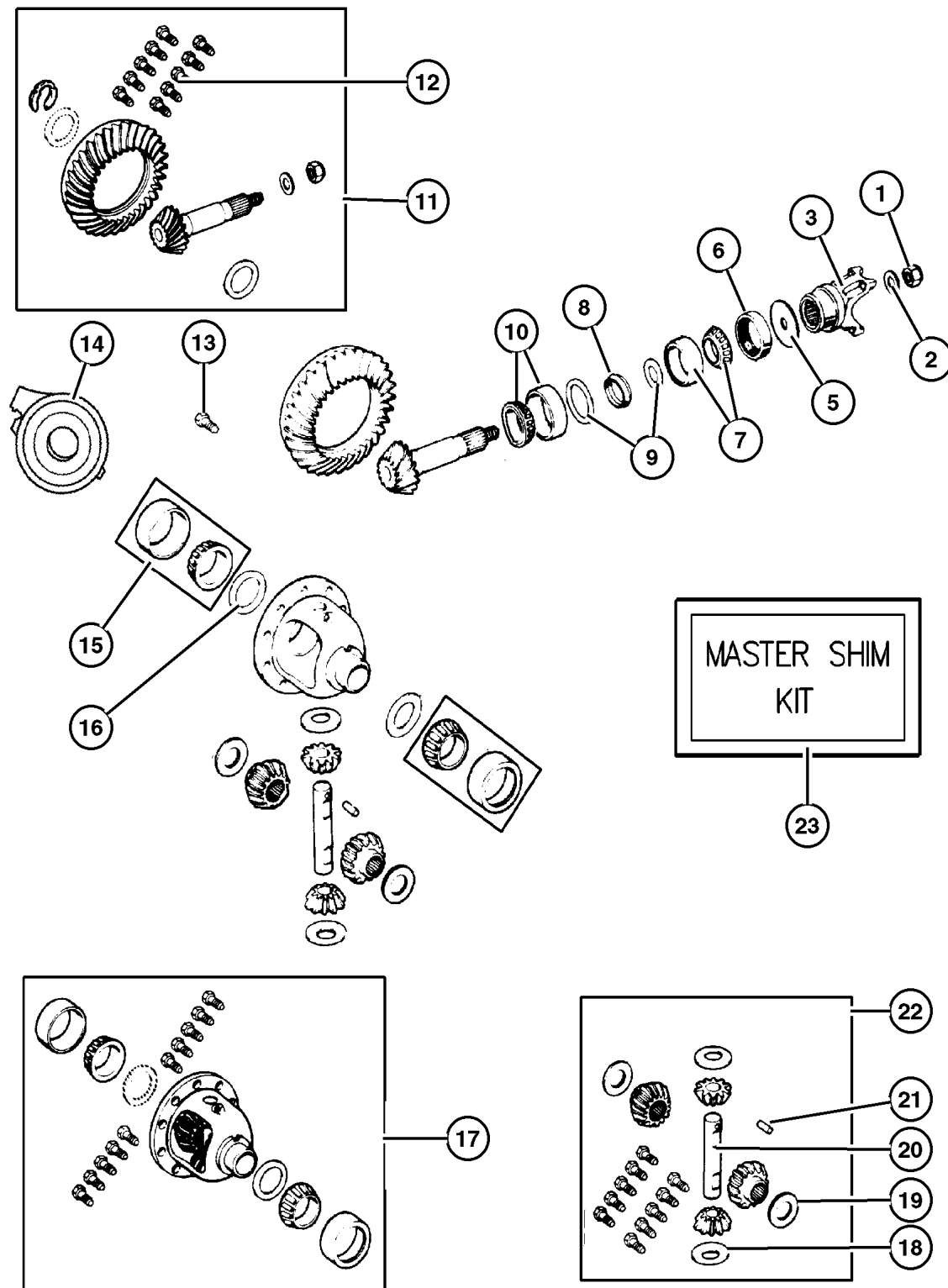
JEEP GRAND CHEROKEE (WJ)

SERIES	LINE	BODY	ENGINE	TRANSMISSION
H = Laredo	J = 4WD	74 = 4 Door	ER0, ERH = 4.0L, Power Tech	DGK = 4 Speed Autm, 42RE
P = Limited	T = 2WD		EVO, EVA = 4.7L, Power Tech	DGQ = 5 Speed Automatic
				5-45RFE
				DG0 = All Automatic Transm

AR = Use as required - = Non illustrated part # = New this model year

July 17, 2002

Differential, Front Axle
Figure 002-610



ITEM	PART NUMBER	QTY	LINE	SERIES	BODY	ENGINE	TRANS	DESCRIPTION
	5017 255AA	1	J					.146
	5017 256AA	1	J					.147
	5017 221AA	1	J					.112
	5017 257AA	1	J					.148
	5017 222AA	1	J					.113
	5017 223AA	1	J					.114
	5017 224AA	1	J					.115
	5017 225AA	1	J					.116
	5017 226AA	1	J					.117
17								CASE, Differential [DMD,DHF,DHP] with Internal Parts [DME,DHF,DHP] with Internal Parts [DME,DHF,DSB] with Internal Parts
	5012 477AA	1	J					
	5252 590	1	J					
	5012 519AA	1	J					
18	J812 0831	2	J					WASHER, Flat, without [DSB]-Pinion Gear Thrust
19	J813 3724	2	J					WASHER, Flat, without [DSB]-Side Gear Thrust
20	5003 840AA	1	J					SHAFT, Differential, without [DSB]
21	1791 563	1	J					PIN, Differential Shaft, without [DSB]
22	5252 591	1	J					GEAR KIT, Center Differential, without [DSB]
23	5017 134AA	1	J					SHIM KIT, Differential, Master Shim Kit for the Complete Differential including All PINION Shims and all DIFFERENTIAL Shims.

JEEP GRAND CHEROKEE (WJ)

SERIES	LINE	BODY	ENGINE	TRANSMISSION
H = Laredo	J = 4WD	74 = 4 Door	ER0, ERH = 4.0L, Power Tech	DGK = 4 Speed Autm, 42RE
P = Limited	T = 2WD		EV0, EVA = 4.7L, Power Tech	DGQ = 5 Speed Automatic 5-45RFE
				DG0 = All Automatic Transm

AR = Use as required - = Non illustrated part # = New this model year

July 17, 2002

**Skid Plate, Front Axle
Figure 002-810**

ITEM	PART NUMBER	QTY	LINE	SERIES	BODY	ENGINE	TRANS	DESCRIPTION
------	-------------	-----	------	--------	------	--------	-------	-------------

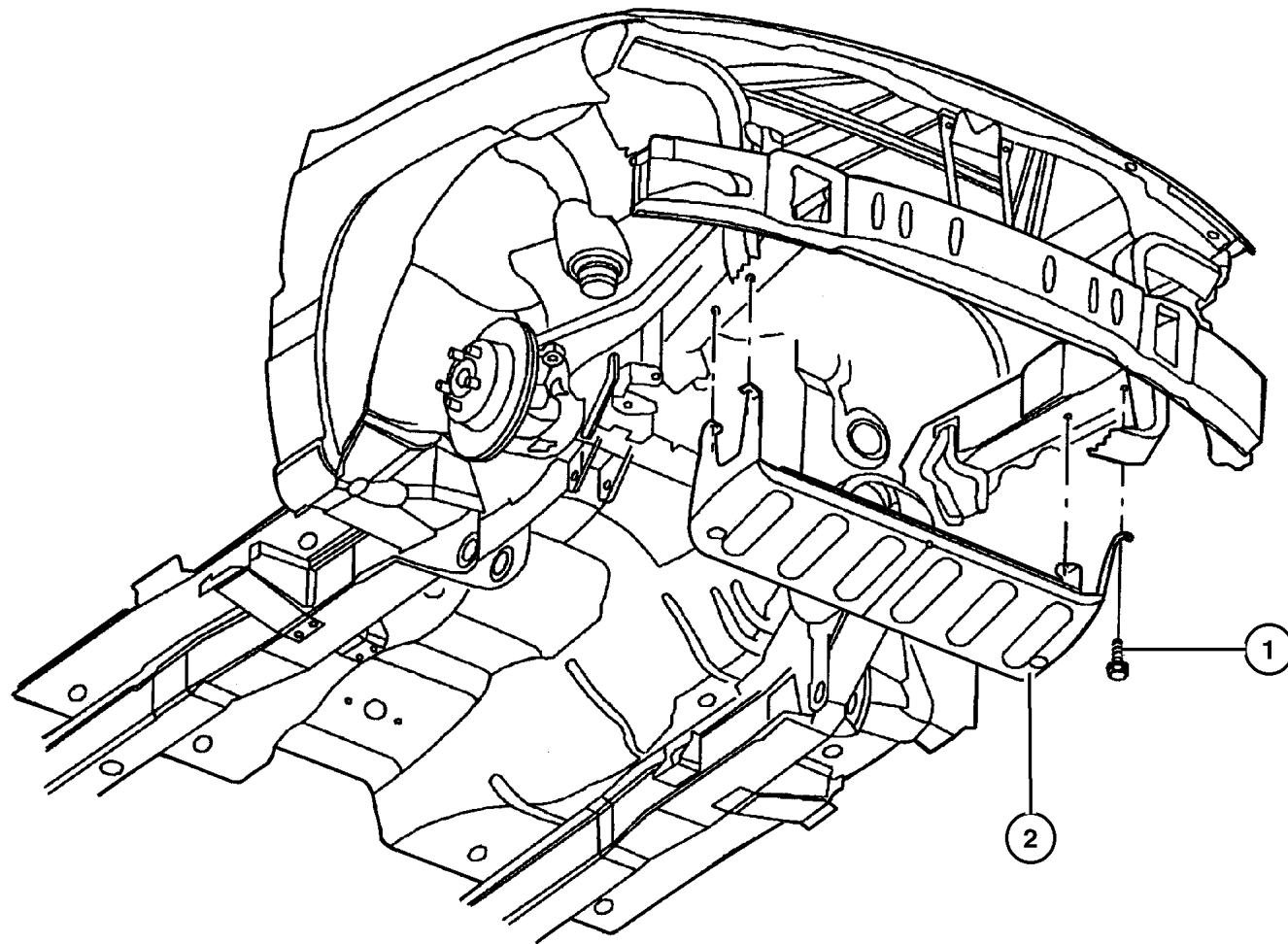
NOTES:

ERO = All 4.0L 6Cyl Gas Engines

EVO = All 4.7L Engine Gas Engines

J = 4 WD-Left Hand Drive

1	6505 961AA	4	J					SCREW AND WASHER, Hex Head, M10x1.5x40, Skid Plate to Sill
2	5205 8923	1	J			ERO, EVO		SKID PLATE, Front



JEEP GRAND CHEROKEE (WJ)

SERIES	LINE	BODY	ENGINE	TRANSMISSION
H = Laredo	J = 4WD	74 = 4 Door	ER0, ERH = 4.0L, Power Tech	DGK = 4 Speed Autm, 42RE
P = Limited	T = 2WD		EVO, EVA = 4.7L, Power Tech	DGQ = 5 Speed Automatic 5-45RFE
				DG0 = All Automatic Transm

AR = Use as required - = Non illustrated part # = New this model year

July 17, 2002

Group – 003

Rear Axle

GROUP 3 - Rear Axle

Illustration Title

Group-Fig. No.

Rear Axle

Axle Assembly,Rear Fig. 003-110

Differential and Housing

Housing,Rear Axle,Dana Model 35 Fig. 003-210

Housing,Rear Axle,Dana Model 44 Fig. 003-220

Differential,Without Trac-Lok [DSA],Dana Model 35C/194MM [DRM] Fig. 003-230

Differential,With Trac-Lok [DSA],Dana Model 35C/194MM [DRM] Fig. 003-240

Differential,Without Trac-Lok,Dana Model 44/226 MM Fig. 003-250

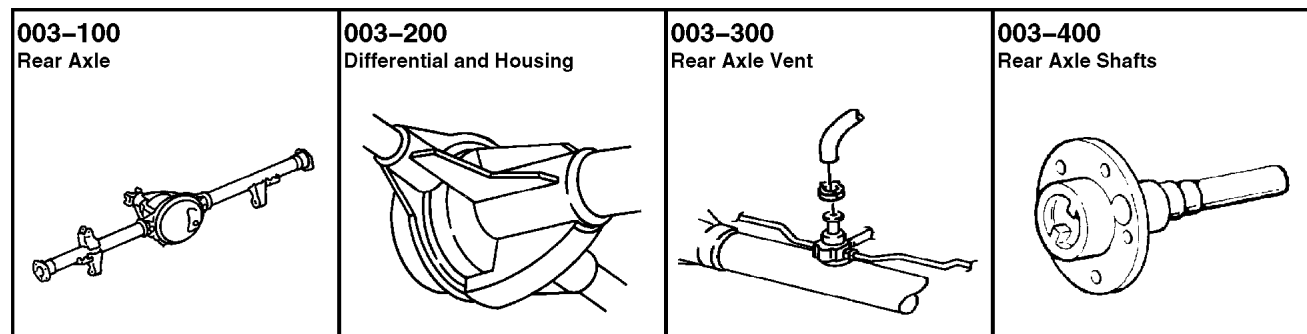
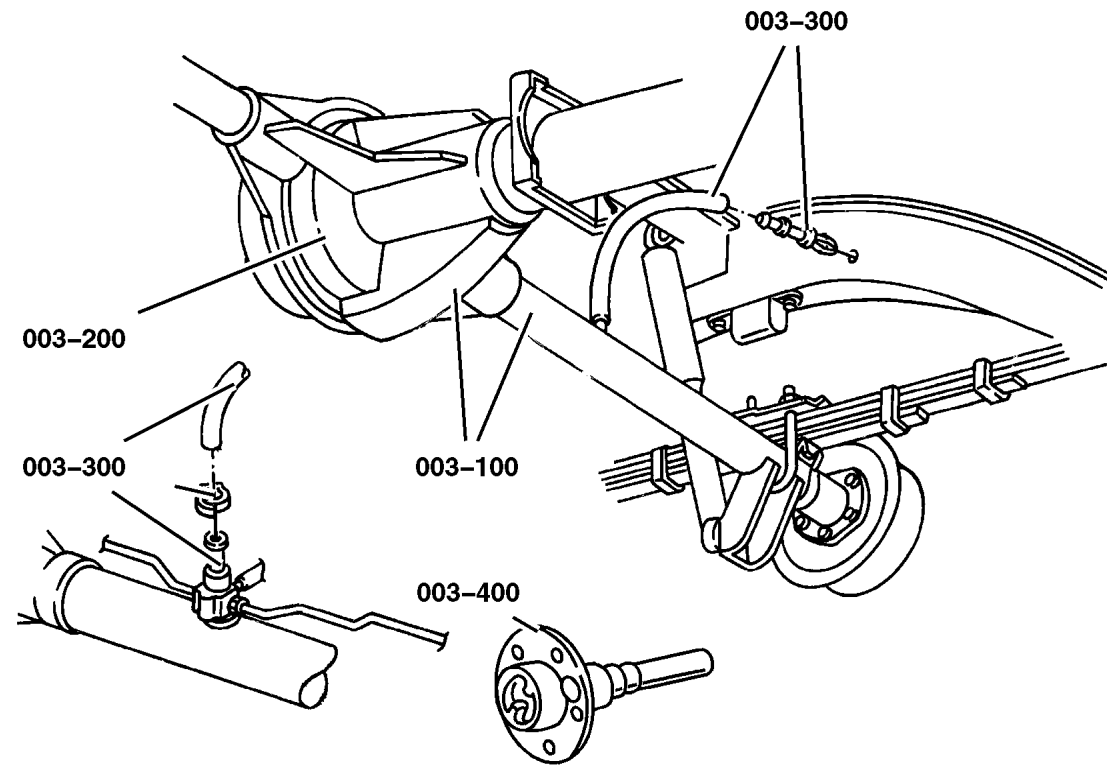
Differential,With Trac-Lok or Vari-Lok Progressive,Dana Model 44/226MM Fig. 003-260

Rear Axle Vent

Rear Axle Vent Fig. 003-310

Rear Axle Shafts

Shaft , Rear Axle Fig. 003-410

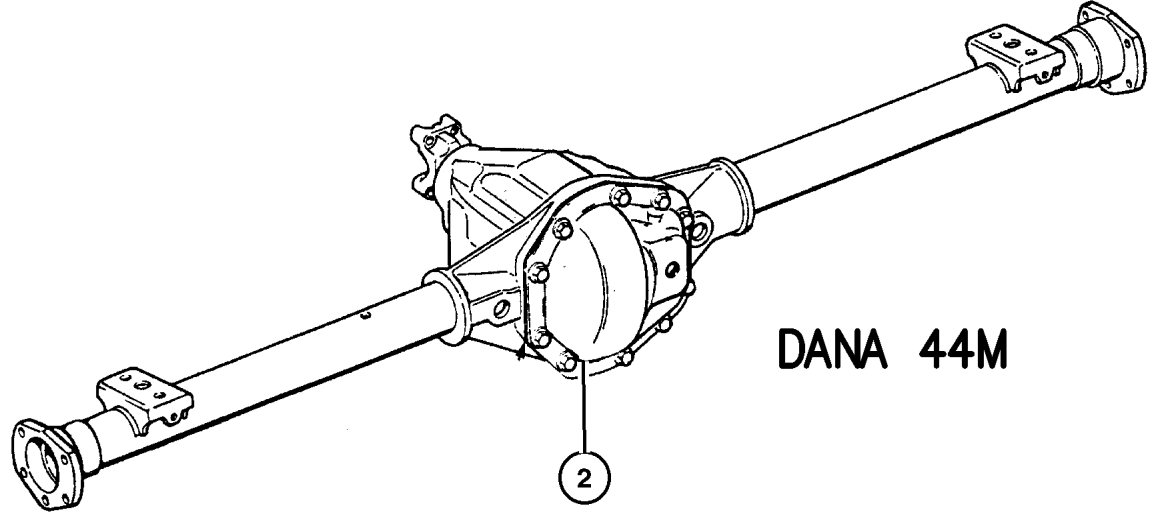
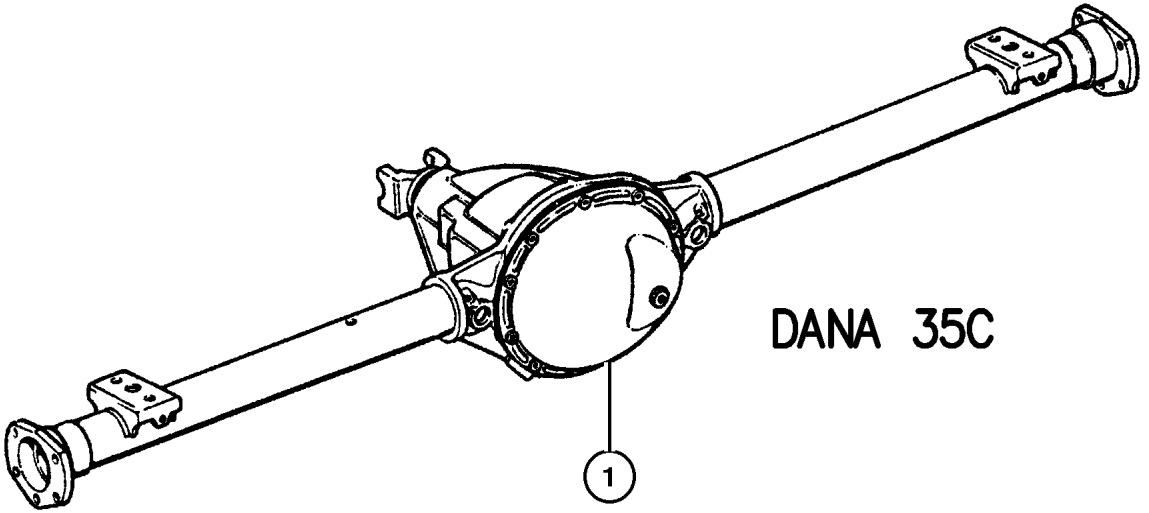


**Axle Assembly,Rear
Figure 003-110**

ITEM	PART NUMBER	QTY	LINE	SERIES	BODY	ENGINE	TRANS	DESCRIPTION
------	-------------	-----	------	--------	------	--------	-------	-------------

Note:Sales Codes;
 [DMD]=Axle Ratio - 3.55
 [DME]=Axle Ratio - 3.73
 [DRK]=Axle - Rear,Dana 44/226MM
 [DRM]=Axle - Rear,Dana 35C/194MM
 [DSA]=Axle - Trac-Lok Differential
 [DSC]=Axles - Vari-Lok Progressive

1								AXLE, Service Rear
	5012 829AA	1						[DRM,DMD] Tag 52099433AC -Upto and Including 07-17-00
	#5072 213AA	1						[DRM,DMD] Tag 52099433AE -07-18-00 and After
	5012 812AA	1						[DRM,DME] Tag 52099430AC -Upto and Including 07-17-00
	#5072 222AA	1						[DRM,DME] Tag 52099430AE -07-18-00 and After
	5012 832AA	1						[DRM,DME,DSA] Tag 52111996AC -Upto and Including 07-17-00
	#5072 258AA	1						[DRM,DME,DSA] Tag 52111996AE -07-18-00 and After
2								AXLE, Service Rear
	5012 868AA	1						[DRK,DME,DSC] Tag 52099426AC -Upto and Including 07-17-00
	#5012 868AC	1						[DRK,DME,DSC] Tag 52099426AE -07-18-00 and After
	5012 843AA	1						[DRK,DME] Tag 52099429AC -Upto and Including 07-17-00
	#5012 843AC	1						[DRK,DME] Tag 52099429AE -07-18-00 and After
	5012 853AA	1						[DRK,DME,DSA] Tag 52111995AC -Upto and Including 07-17-00
	#5012 853AC	1						[DRK,DME,DSA] Tag 52111995AE -07-18-00 and After



JEEP GRAND CHEROKEE (WJ)			
SERIES	LINE	BODY	TRANSMISSION
H = Laredo	J = 4WD	74 = 4 Door	DGK = 4 Speed Autm, 42RE
P = Limited	T = 2WD		DGQ = 5 Speed Automatic 5-45RFE
			DG0 = All Automatic Transm

AR = Use as required - = Non illustrated part # = New this model year

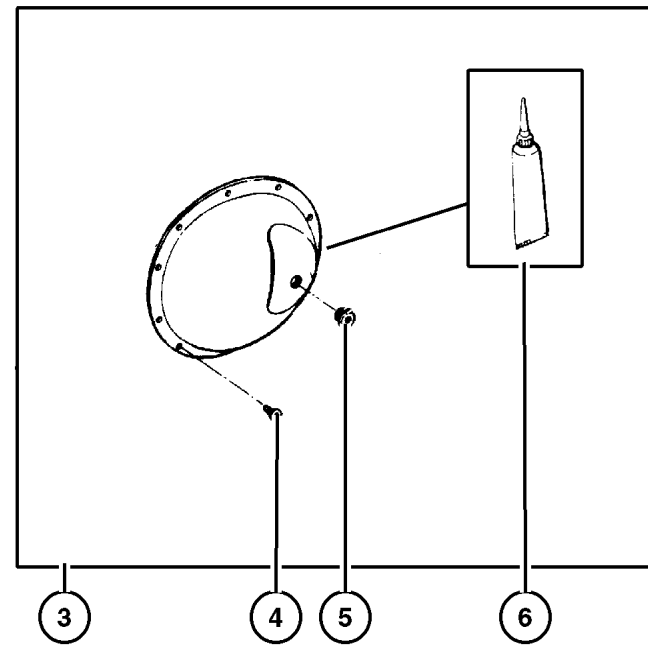
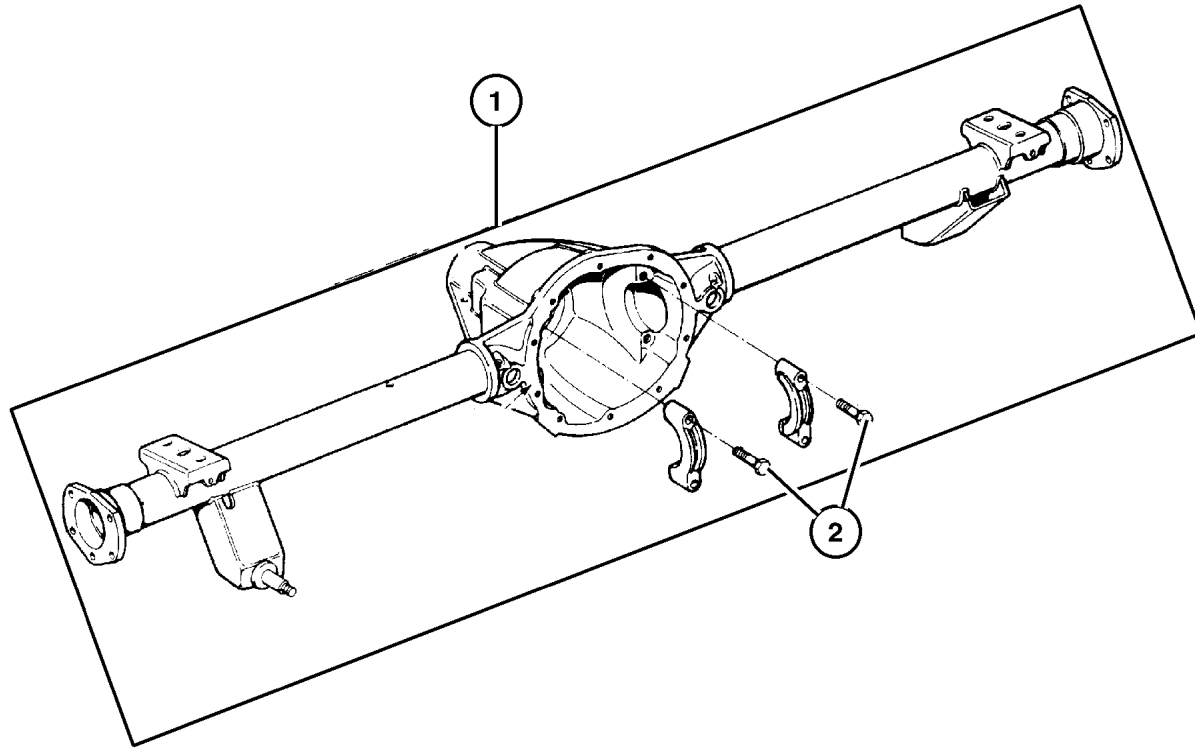
July 17, 2002

Housing,Rear Axle,Dana Model 35
Figure 003-210

ITEM	PART NUMBER	QTY	LINE	SERIES	BODY	ENGINE	TRANS	DESCRIPTION
------	-------------	-----	------	--------	------	--------	-------	-------------

Note: DRM=Dana 35 Rear Axle

1	5012 805AA	1						HOUSING, Axle
2	4897 482AB	4						BOLT, Differential
3	5012 811AA	1						COVER, Differential
4	J400 6708	10						SCREW, Pan Head, .312-18x.56
5	5252 504	1						PLUG, Differential Cover
6	5010 884AA	1						SEALANT, RTV



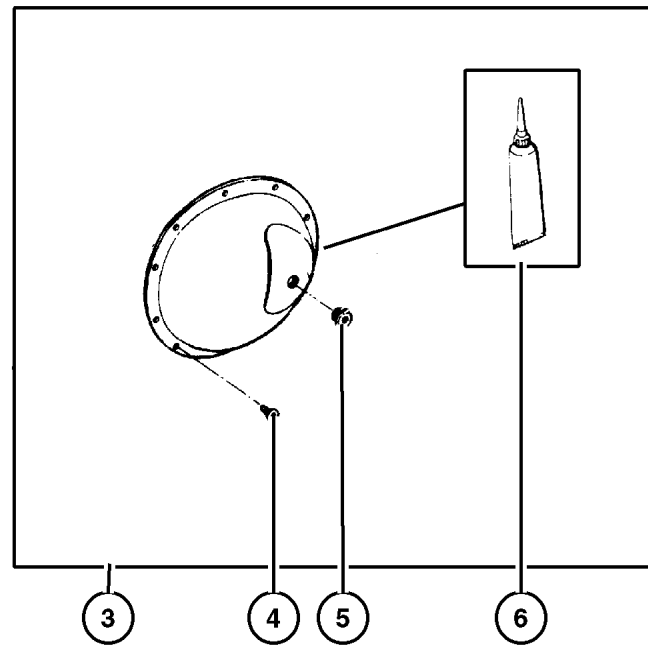
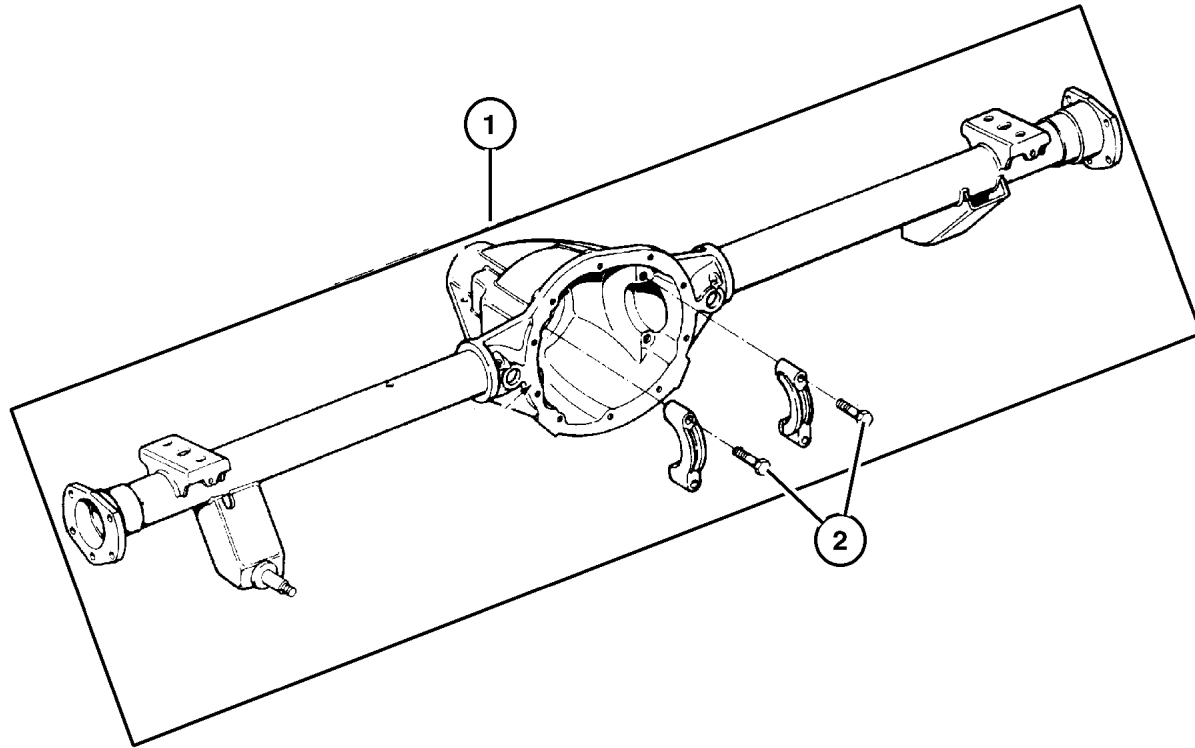
JEEP GRAND CHEROKEE (WJ)

SERIES	LINE	BODY	ENGINE	TRANSMISSION
H = Laredo	J = 4WD	74 = 4 Door	ER0, ERH = 4.0L, Power Tech	DGK = 4 Speed Autm, 42RE
P = Limited	T = 2WD		EV0, EVA = 4.7L, Power Tech	DGQ = 5 Speed Automatic 5-45RFE
				DG0 = All Automatic Transm

AR = Use as required - = Non illustrated part # = New this model year

July 17, 2002

Housing,Rear Axle,Dana Model 44
Figure 003-220



ITEM	PART NUMBER	QTY	LINE	SERIES	BODY	ENGINE	TRANS	DESCRIPTION
Note:DRK=Dana 44 Rear Axle								
1	5012 837AA	1						HOUSING, Axle Upto and Including 07-17-00
	#5012 837AB	1						07-18-00 and After
2	J400 6553	4						BOLT, Differential
3	5012 842AA	1						COVER, Differential
4	J400 6708	10						SCREW, Pan Head, .312-18x.56
5	5252 504	1						PLUG, Differential Cover
6	5010 884AA	1						SEALANT, RTV

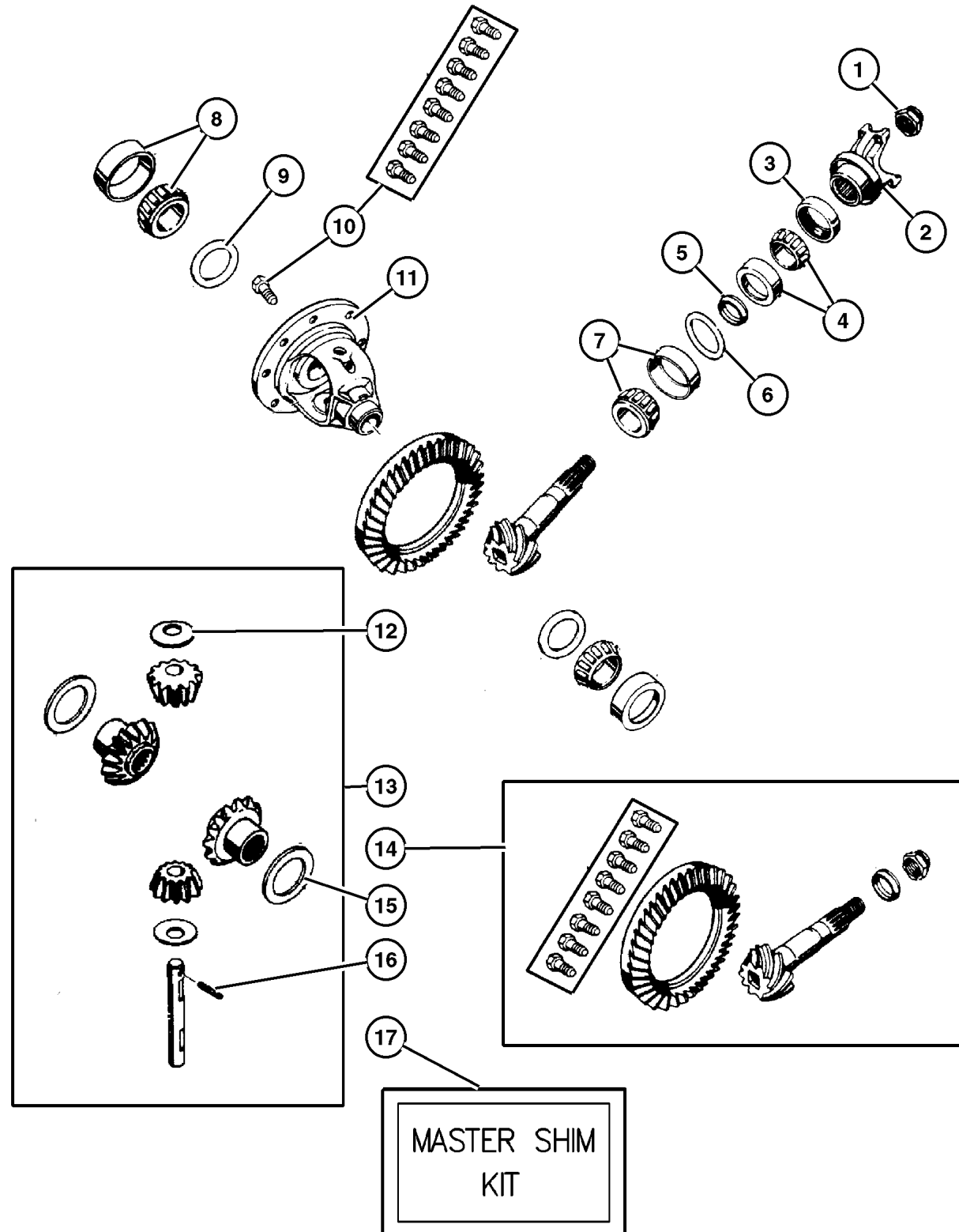
JEEP GRAND CHEROKEE (WJ)

SERIES	LINE	BODY	ENGINE	TRANSMISSION
H = Laredo	J = 4WD	74 = 4 Door	ER0, ERH = 4.0L, Power Tech	DGK = 4 Speed Autm, 42RE
P = Limited	T = 2WD		EV0, EVA = 4.7L, Power Tech	DGQ = 5 Speed Automatic 5-45RFE
				DG0 = All Automatic Transm

AR = Use as required - = Non illustrated part # = New this model year

July 17, 2002

Differential, Without Trac-Lok [DSA], Dana Model 35C/194MM [DRM]
Figure 003-230



ITEM	PART NUMBER	QTY	LINE	SERIES	BODY	ENGINE	TRANS	DESCRIPTION
Note: Sales Codes;								
[DMD]=Axle Ratio - 3.55								
[DME]=Axle Ratio - 3.73								
[DRM]=Axle - Rear, Dana 35C/194MM								
[DSA]=Axle - Trac-Lok Differential								
1	4720 895	1						NUT, Pinion Yoke
2	5012 806AA	1						YOKE, Axle
	#5072 212AA	1						Upto and Including 07-17-00 07-18-00 and After
3	5012 813AA	1						SEAL, Drive Pinion
	4883 964AA	1						Inner
	5252 508	1						Outer
4	5252 508	1						BEARING, Drive Pinion, Bearing and
								Cup, Front
5	5012 809AA	1						SPACER, Drive Pinion Bearing, Crush
6								SHIM, Drive Pinion Bearing, Replacement
								Individual PINION Shims for Master
								Shim Kit 5017214AA
	5017 288AA	1						.021
	5017 277AA	1						.044
	5017 278AA	1						.045
	5017 279AA	1						.046
	5017 280AA	1						.047
	5017 281AA	1						.048
	5017 282AA	1						.049
	5017 283AA	1						.050
	5017 269AA	1						.036
	5017 270AA	1						.037
	5017 271AA	1						.038
	5017 272AA	1						.039
	5017 273AA	1						.040
	5017 274AA	1						.041
	5017 275AA	1						.042
	5017 276AA	1						.043
7	5252 507	1						BEARING, Drive Pinion, Bearing and
								Cup, Rear
8	J812 6500	1						BEARING, Differential, Contains 2
								Bearings and 2 cups
9								SHIM, Differential Bearing, Replacement
								Individual DIFFERENTIAL Shims for
								Master Shim Kit 5017214AA
	5017 303AA	1						.150
	5017 307AA	1						.159
	5017 308AA	1						.160

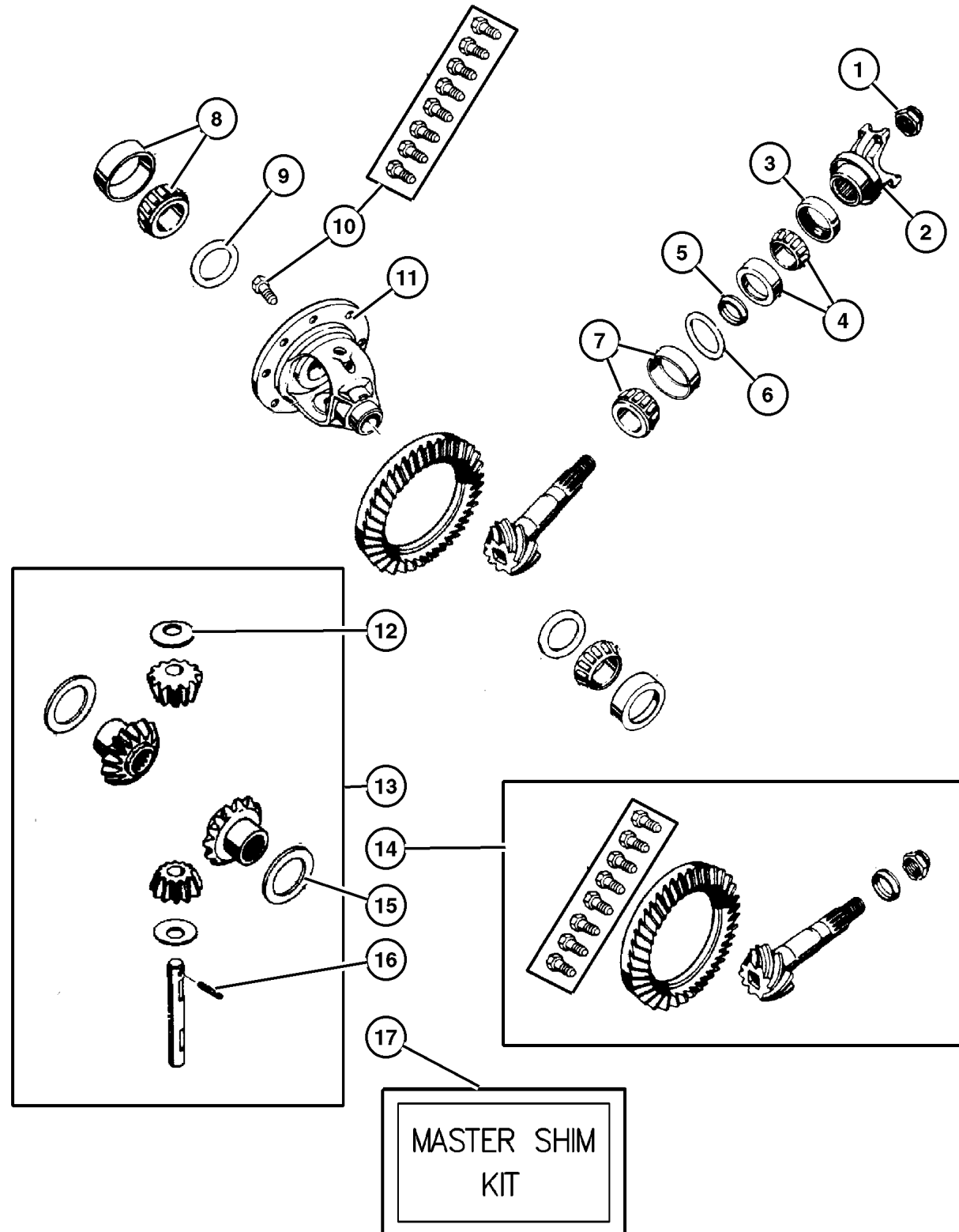
JEEP GRAND CHEROKEE (WJ)

SERIES	LINE	BODY	ENGINE	TRANSMISSION
H = Laredo	J = 4WD	74 = 4 Door	ER0, ERH = 4.0L, Power Tech	DGK = 4 Speed Autm, 42RE
P = Limited	T = 2WD		EV0, EVA = 4.7L, Power Tech	DGQ = 5 Speed Automatic
				5-45RFE
				DG0 = All Automatic Transm

AR = Use as required - = Non illustrated part # = New this model year

July 17, 2002

Differential, Without Trac-Lok [DSA], Dana Model 35C/194MM [DRM]
Figure 003-230



ITEM	PART NUMBER	QTY	LINE	SERIES	BODY	ENGINE	TRANS	DESCRIPTION
	5017 309AA	1						.161
	5017 310AA	1						.162
	5017 311AA	1						.163
	5017 312AA	1						.164
	5017 313AA	1						.165
	5017 314AA	1						.166
	5017 315AA	1						.167
	5017 316AA	1						.168
	5017 299AA	1						.151
	5017 317AA	1						.169
	5017 318AA	1						.170
	5017 319AA	1						.171
	5017 320AA	1						.172
	5017 321AA	1						.173
	5017 322AA	1						.174
	5017 323AA	1						.175
	5017 324AA	1						.176
	5017 325AA	1						.177
	5017 326AA	1						.178
	5017 300AA	1						.152
	5017 327AA	1						.179
	5017 328AA	1						.180
	5017 329AA	1						.181
	5017 330AA	1						.182
	5017 331AA	1						.183
	5017 301AA	1						.153
	5017 302AA	1						.154
	5017 303AA	1						.155
	5017 304AA	1						.156
	5017 305AA	1						.157
	5017 306AA	1						.158
10	5012 810AA	2						BOLT KIT
11	5012 808AA	1						CASE, Differential, with Internal Parts
12	J812 0831	2						WASHER, Flat, Pinion Thrust
13	4740 670	1						GEAR KIT, Center Differential
14								GEAR KIT, Ring And Pinion [DMD]
	5012 828AA	1						[DME]
	5012 807AA	1						[DME]
15	J812 0832	2						WASHER, Differential Side Gear, Thrust
16	5252 502	1						PIN, Differential Shaft

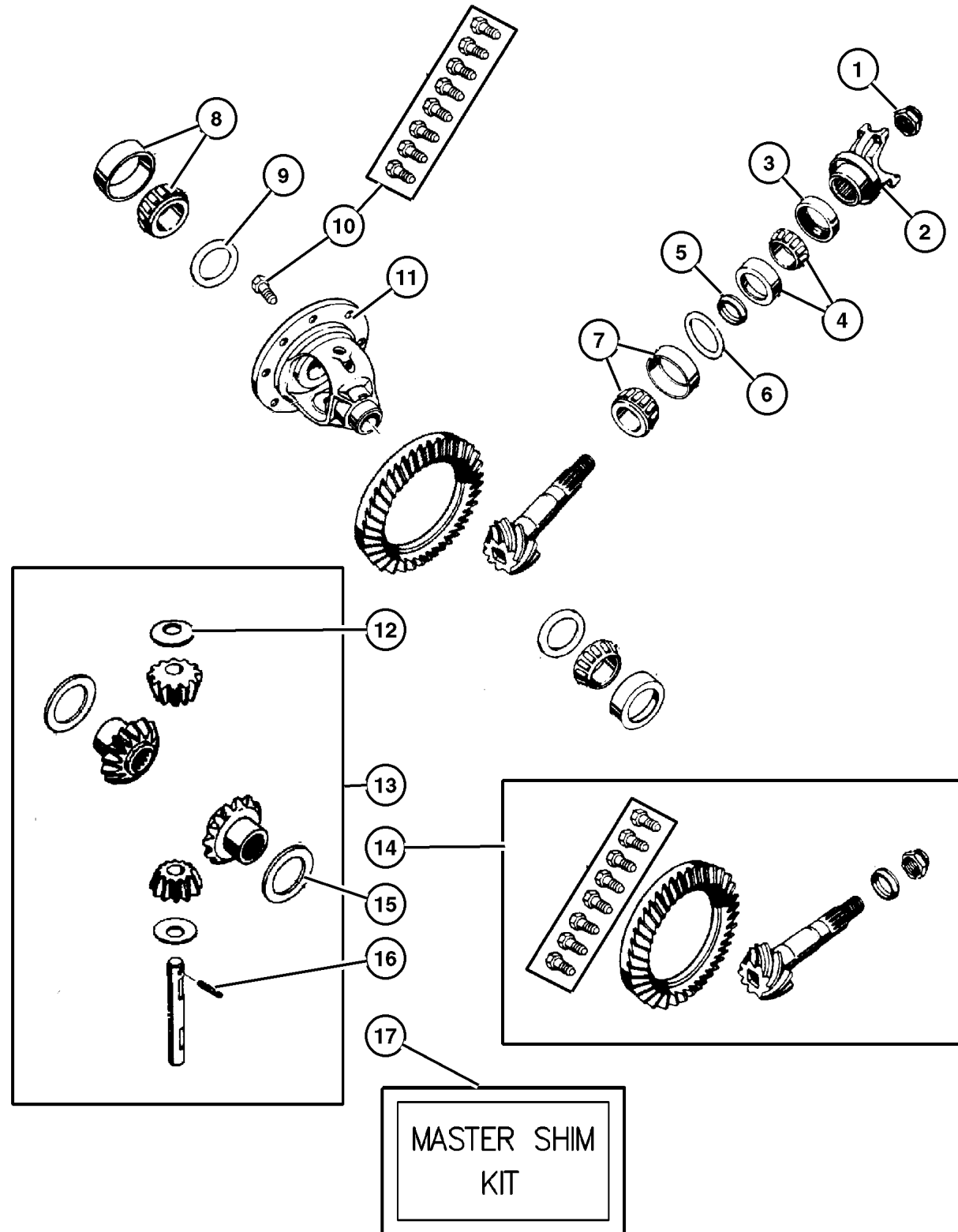
JEEP GRAND CHEROKEE (WJ)

SERIES	LINE	BODY	ENGINE	TRANSMISSION
H = Laredo	J = 4WD	74 = 4 Door	ER0, ERH = 4.0L, Power Tech	DGK = 4 Speed Autm, 42RE
P = Limited	T = 2WD		EV0, EVA = 4.7L, Power Tech	DGQ = 5 Speed Automatic
				5-45RFE
				DG0 = All Automatic Transm

AR = Use as required - = Non illustrated part # = New this model year

July 17, 2002

Differential, Without Trac-Lok [DSA], Dana Model 35C/194MM [DRM]
 Figure 003-230



ITEM	PART NUMBER	QTY	LINE	SERIES	BODY	ENGINE	TRANS	DESCRIPTION
------	-------------	-----	------	--------	------	--------	-------	-------------

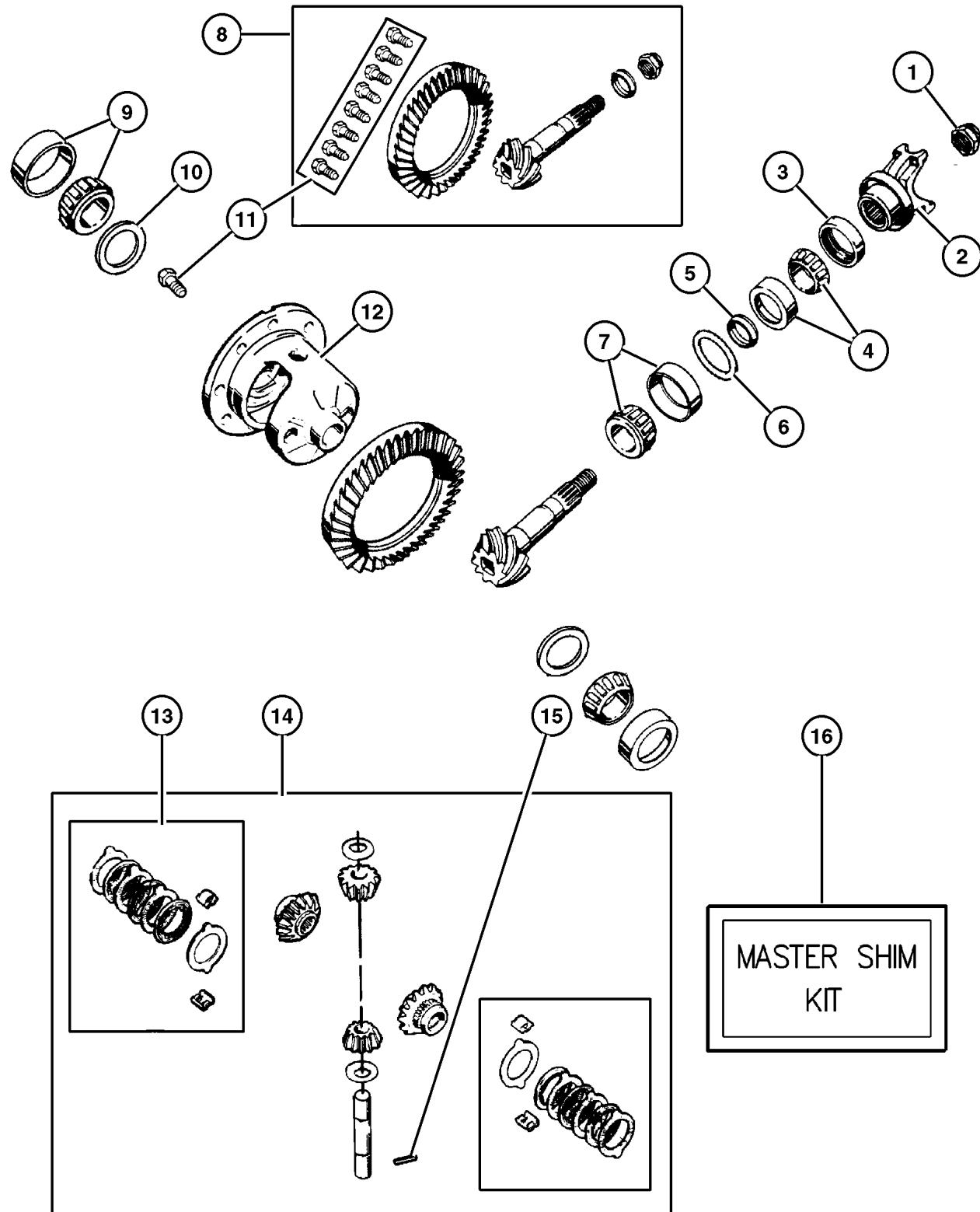
17	5017 214AA	1						SHIM KIT, Differential, Master Shim Kit For the Complete Differential containing 16 PINION Shims and 33 DIFFERENTIAL Shims., Contains All Shims for Differential
----	------------	---	--	--	--	--	--	--

JEEP GRAND CHEROKEE (WJ)				TRANSMISSION
SERIES	LINE	BODY	ENGINE	
H = Laredo	J = 4WD	74 = 4 Door	ER0, ERH = 4.0L, Power Tech	DGK = 4 Speed Autm, 42RE
P = Limited	T = 2WD		EV0, EVA = 4.7L, Power Tech	DGQ = 5 Speed Automatic 5-45RFE
				DG0 = All Automatic Transm

AR = Use as required - = Non illustrated part # = New this model year

July 17, 2002

Differential, With Trac-Lok [DSA], Dana Model 35C/194MM [DRM]
Figure 003-240



ITEM	PART NUMBER	QTY	LINE	SERIES	BODY	ENGINE	TRANS	DESCRIPTION
Note: Sales Codes;								
[DME]=Axle Ratio - 3.73								
[DRM]=Axle - Rear, Dana 35C/194MM								
[DSA]=Axle - Trac-Lok Differential								
1	4720 895	1						NUT, Pinion Yoke
2								YOKE, Axle
	5012 806AA	1						Up To and Including 07-17-00
	#5072 212AA	1						07-18-00 and After
3								SEAL, Drive Pinion
	5012 813AA	1						Inner
	4883 964AA	1						Outer
4	5252 508	1						BEARING, Drive Pinion, Bearing and Cup, Front
5	5012 809AA	1						SPACER, Drive Pinion Bearing, Crush
6								SHIM, Drive Pinion Bearing, Replacement Individual PINION Shims for Master Shim Kit 5014214AA.
	5017 288AA	1						.021
	5017 277AA	1						.044
	5017 278AA	1						.045
	5017 279AA	1						.046
	5017 280AA	1						.047
	5017 281AA	1						.048
	5017 282AA	1						.049
	5017 283AA	1						.050
	5017 269AA	1						.036
	5017 270AA	1						.037
	5017 271AA	1						.038
	5017 272AA	1						.039
	5017 273AA	1						.040
	5017 274AA	1						.041
	5017 275AA	1						.042
	5017 276AA	1						.043
7	5252 507	1						BEARING, Drive Pinion, Bearing and Cup, Rear
8	5012 807AA	1						GEAR KIT, Ring And Pinion, [DME]
9	J812 6500	1						BEARING, Differential, Consists of 2 Bearing and 2 Cups
10								SHIM, Differential Bearing, Replacement Individual Differential Shims for Master Shim Kit 5014214AA
	5017 299AA	1						.151
	5017 308AA	1						.160
	5017 309AA	1						.161

JEEP GRAND CHEROKEE (WJ)

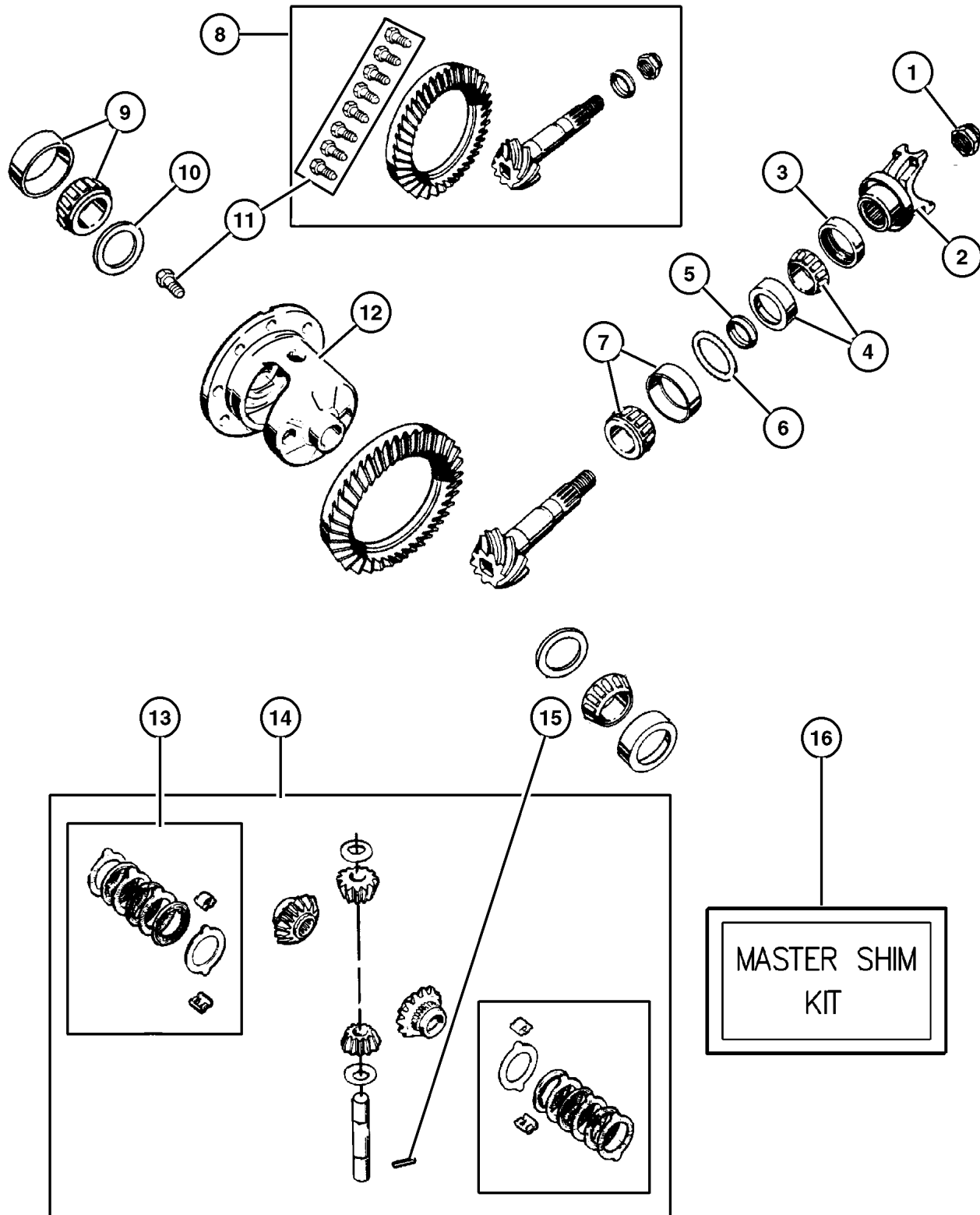
SERIES	LINE	BODY	ENGINE	TRANSMISSION
H = Laredo	J = 4WD	74 = 4 Door	ER0, ERH = 4.0L, Power Tech	DGK = 4 Speed Autm, 42RE
P = Limited	T = 2WD		EV0, EVA = 4.7L, Power Tech	DGQ = 5 Speed Automatic
				5-45RFE
				DG0 = All Automatic Transm

AR = Use as required - = Non illustrated part # = New this model year

July 17, 2002

Differential, With Trac-Lok [DSA], Dana Model 35C/194MM [DRM]
Figure 003-240

ITEM	PART NUMBER	QTY	LINE	SERIES	BODY	ENGINE	TRANS	DESCRIPTION
	5017 310AA	1						.162
	5017 311AA	1						.163
	5017 312AA	1						.164
	5017 313AA	1						.165
	5017 314AA	1						.166
	5017 315AA	1						.167
	5017 316AA	1						.168
	5017 317AA	1						.169
	5017 300AA	1						.152
	5017 318AA	1						.170
	5017 319AA	1						.171
	5017 320AA	1						.172
	5017 321AA	1						.173
	5017 322AA	1						.174
	5017 323AA	1						.175
	5017 324AA	1						.176
	5017 325AA	1						.177
	5017 326AA	1						.178
	5017 327AA	1						.179
	5017 301AA	1						.153
	5017 328AA	1						.180
	5017 329AA	1						.181
	5017 330AA	1						.182
	5017 331AA	1						.183
	5017 302AA	1						.154
	5017 303AA	1						.155
	5017 304AA	1						.156
	5017 305AA	1						.157
	5017 306AA	1						.158
	5017 307AA	1						.159
11	5012 810AA	1						BOLT KIT
12	5012 831AA	1						CASE, Differential, with Internal Parts
13	5252 506	1						DISC AND PLATE KIT, Differential
14	4773 010	1						GEAR KIT, Center Differential
15	5252 502	1						PIN, Differential Shaft
16	5017 214AA	1						SHIM KIT, Differential, Master Shim Kit for the Complete Differential containing 16 PINION Shims and 33 DIFFERENTIAL Shims., Contains All Shims for Differential



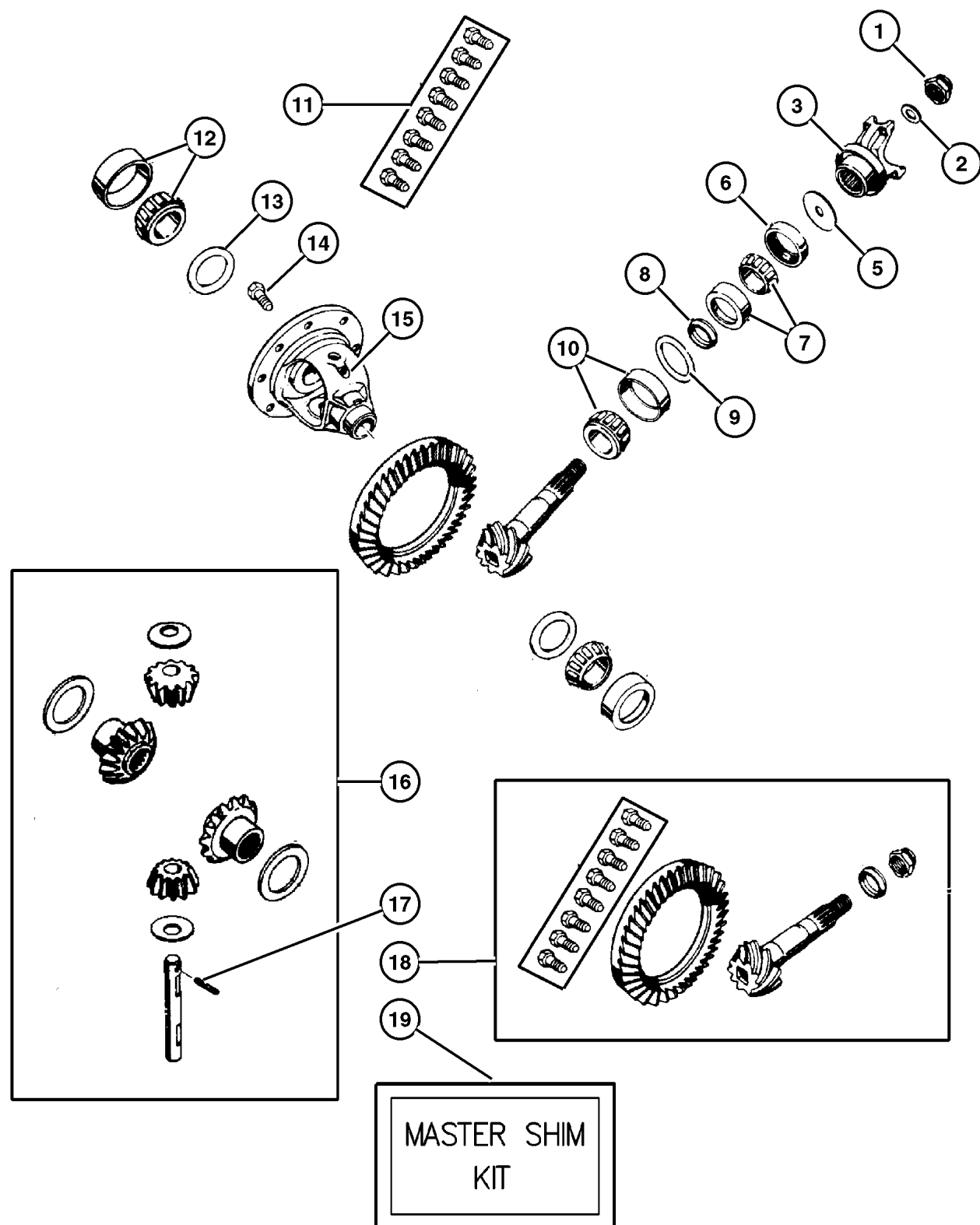
JEEP GRAND CHEROKEE (WJ)

SERIES	LINE	BODY	ENGINE	TRANSMISSION
H = Laredo	J = 4WD	74 = 4 Door	ER0, ERH = 4.0L, Power Tech	DGK = 4 Speed Autm, 42RE
P = Limited	T = 2WD		EV0, EVA = 4.7L, Power Tech	DGQ = 5 Speed Automatic 5-45RFE DG0 = All Automatic Transm

AR = Use as required - = Non illustrated part # = New this model year

July 17, 2002

**Differential, Without Trac-Lok, Dana Model 44/226 MM
Figure 003-250**



ITEM	PART NUMBER	QTY	LINE	SERIES	BODY	ENGINE	TRANS	DESCRIPTION
Note:								
DME = 3.73 Ratio								
DSA = Anti-Spin Differential								
1	1795 173	1						NUT, Pinion Yoke
2	1795 175	1						WASHER, Pinion Yoke
3	5012 840AA	1						YOKE, Axle
-4	5012 847AA	1						O RING, Pinion Flange, Fits Over Hub of Axle Yoke
5	4746 867	1						SLINGER, Drive Pinion
6	#5072 265AA	1						SEAL, Drive Pinion
7	4746 979	1						BEARING, Drive Pinion, Cup and Cone, Front
8	4864 214	1						SPACER, Crush
9								SHIM, Drive Pinion Bearing
	5017 332AA	1						.040
	5017 341AA	1						.049
	5017 342AA	1						.050
	5017 343AA	1						.051
	5017 344AA	1						.052
	5017 345AA	1						.053
	5017 346AA	1						.054
	5017 333AA	1						.041
	5017 334AA	1						.042
	5017 335AA	1						.043
	5017 336AA	1						.044
	5017 337AA	1						.045
	5017 338AA	1						.046
	5017 339AA	1						.047
	5017 340AA	1						.048
10	4864 210	1						BEARING, Differential Shaft, Cup and Cone, Rear
11								BOLT KIT
	4720 891	2						Contains 10- 3/8-24 x .827' Ring Gear Bolts
	5012 810AC	1						Contains 10- 7/16-20 x .750' Ring Gear Bolts
12	4864 213	1						BEARING, Differential Case, Contains 2 Bearing and 2 Cups
13								SHIM, Differential Bearing
	5017 347AA	1						.103
	5017 356AA	1						.112
	5017 357AA	1						.113
	5017 358AA	1						.114
	5017 359AA	1						.115

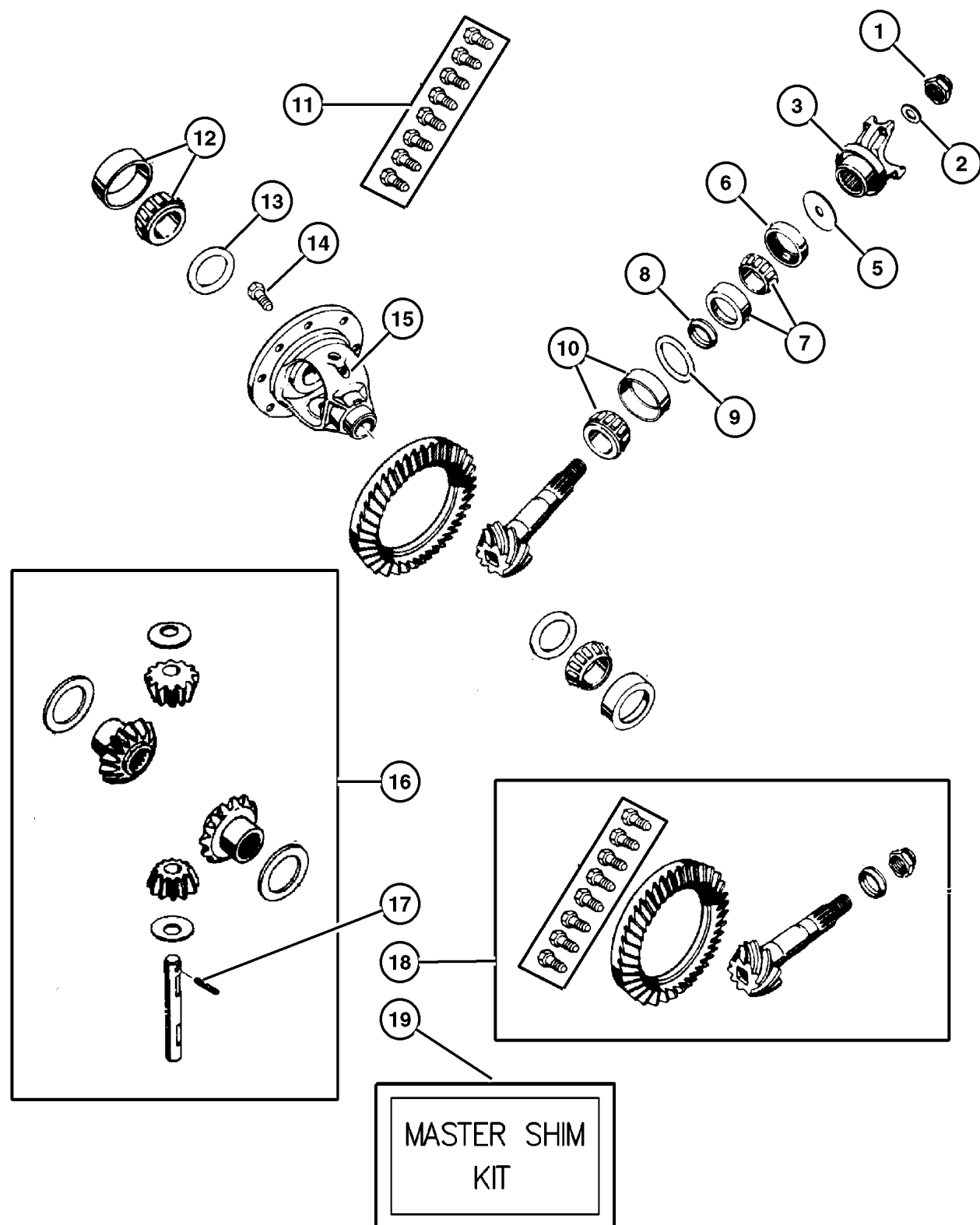
JEEP GRAND CHEROKEE (WJ)

SERIES	LINE	BODY	ENGINE	TRANSMISSION
H = Laredo	J = 4WD	74 = 4 Door	ER0, ERH = 4.0L, Power Tech	DGK = 4 Speed Autm, 42RE
P = Limited	T = 2WD		EV0, EVA = 4.7L, Power Tech	DGQ = 5 Speed Automatic 5-45RFE
				DG0 = All Automatic Transm

AR = Use as required - = Non illustrated part # = New this model year

July 17, 2002

Differential, Without Trac-Lok, Dana Model 44/226 MM
Figure 003-250



ITEM	PART NUMBER	QTY	LINE	SERIES	BODY	ENGINE	TRANS	DESCRIPTION
	5017 360AA	1						.116
	5017 361AA	1						.117
	5017 363AA	1						.119
	5017 364AA	1						.120'
	5017 365AA	1						.121
	5017 366AA	1						.122
	5017 348AA	1						.104
	5017 367AA	1						.123
	5017 368AA	1						.124
	5017 369AA	1						.125
	5017 370AA	1						.126
	5017 371AA	1						.127
	5017 372AA	1						.128
	5017 373AA	1						.129
	5017 374AA	1						.130
	5017 375AA	1						.131
	5017 376AA	1						.132
	5017 349AA	1						.105
	5017 377AA	1						.133
	5017 378AA	1						.134
	5017 383AA	1						.135
	5017 384AA	1						.136'
	5017 385AA	1						.137
	5017 386AA	1						.138'
	5017 387AA	1						.139
	5017 388AA	1						.140
	5017 389AA	1						.141
	5017 390AA	1						.142
	5017 350AA	1						.106
	5017 391AA	1						.143
	5017 392AA	1						.144
	5017 393AA	1						.145'
	5017 394AA	1						.146
	5017 395AA	1						.147
	5017 396AA	1						.148
	5017 397AA	1						.149
	5017 398AA	1						.150
	5017 399AA	1						.151
	5017 400AA	1						.152
	5017 351AA	1						.107
	5017 401AA	1						.153
	5017 402AA	1						.154
	5017 403AA	1						.155
	5017 352AA	1						.108

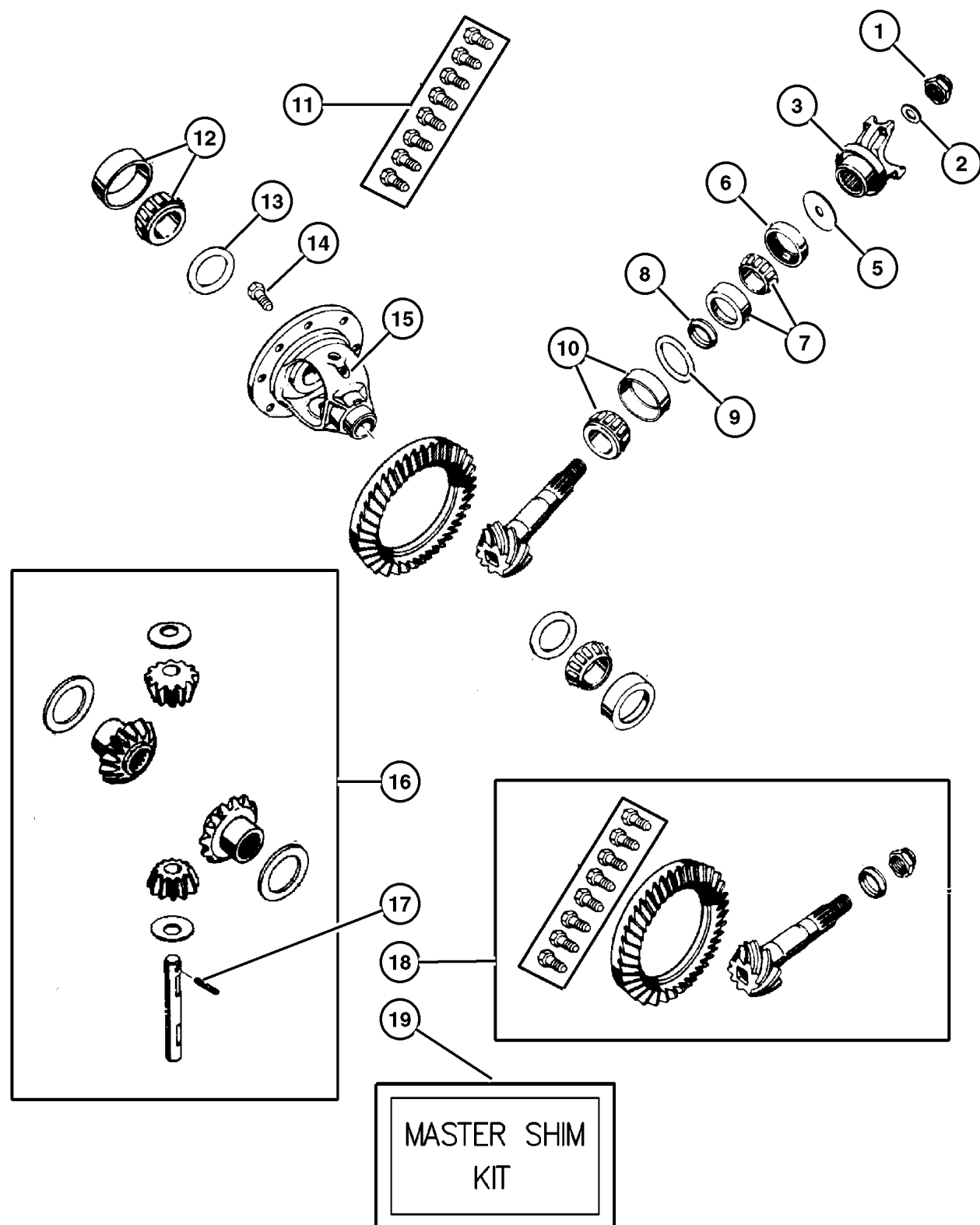
JEEP GRAND CHEROKEE (WJ)

SERIES	LINE	BODY	ENGINE	TRANSMISSION
H = Laredo	J = 4WD	74 = 4 Door	ER0, ERH = 4.0L, Power Tech	DGK = 4 Speed Autm, 42RE
P = Limited	T = 2WD		EV0, EVA = 4.7L, Power Tech	DGQ = 5 Speed Automatic
				5-45RFE
				DG0 = All Automatic Transm

AR = Use as required - = Non illustrated part # = New this model year

July 17, 2002

Differential, Without Trac-Lok, Dana Model 44/226 MM
Figure 003-250



ITEM	PART NUMBER	QTY	LINE	SERIES	BODY	ENGINE	TRANS	DESCRIPTION
	5017 353AA	1						.109
	5017 354AA	1						.110
	5017 355AA	1						.111
14	5252 503	20						SCREW, Drive Gear, 3/8-24 x .827' Ring Gear Bolt
15	4856 357	1						CASE, Differential Uses 3/8-24 x .827' Ring Gear Bolts with Internal Parts Uses 7/16-20 x .750' Ring Gear Bolts with Internal Parts
16	4856 366	1						GEAR KIT, Center Differential
17	5015 223AA	1						PIN, Differential Shaft
18								GEAR KIT, Ring And Pinion
	5012 841AA	1						[DME] with 3/8-24 x .827' Ring Gear Bolts
	5019 854AA	1						[DME] with 7/16-20 x .750' Ring Gear Bolts
19	5017 215AA	1						SHIM KIT, Differential, Master Shim Kit-Complete PINION and DIFFERENTIAL Shim Kit

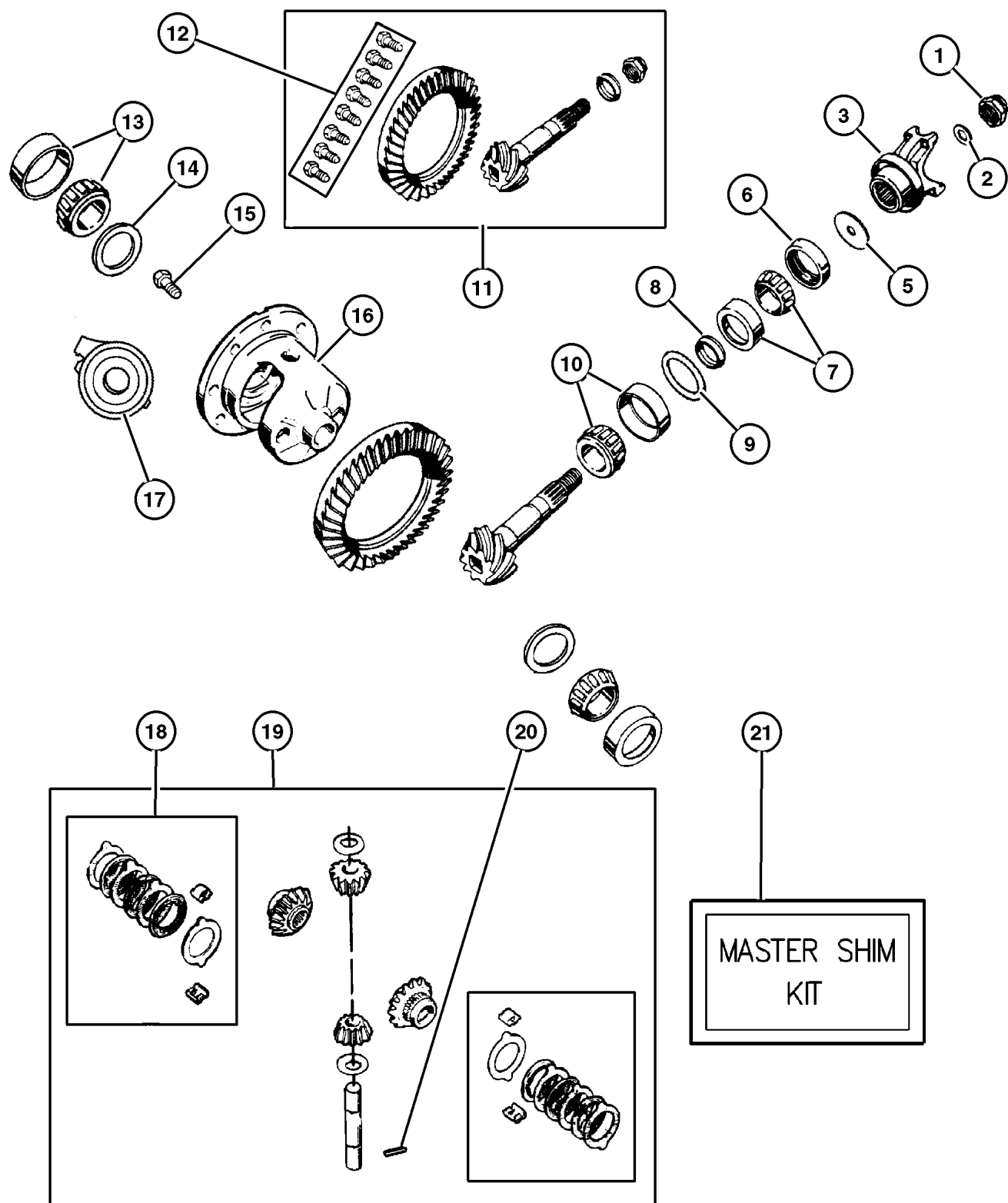
JEEP GRAND CHEROKEE (WJ)

SERIES	LINE	BODY	ENGINE	TRANSMISSION
H = Laredo	J = 4WD	74 = 4 Door	ER0, ERH = 4.0L, Power Tech	DGK = 4 Speed Autm, 42RE
P = Limited	T = 2WD		EV0, EVA = 4.7L, Power Tech	DGQ = 5 Speed Automatic 5-45RFE
				DG0 = All Automatic Transm

AR = Use as required - = Non illustrated part # = New this model year

July 17, 2002

**Differential, With Trac-Lok or Vari-Lok Progressive, Dana Model 44/226MM
Figure 003-260**



ITEM	PART NUMBER	QTY	LINE	SERIES	BODY	ENGINE	TRANS	DESCRIPTION
Note: Sales Codes;								
[DME] = Axle Ratio - 3.73								
[DSA] = Axle - Trac-Lok Differential								
[DSC] = Axle - Vari-Lok Progressive, Rear								
1	1795 173	1						NUT, Pinion Yoke
2	1795 175	1						WASHER, Pinion Yoke
3	5012 840AA	1						YOKE, Axle
-4	5012 847AA	1						O RING, Pinion Flange, Fits Over Hub of Axle Yoke
5	4746 867	1						SLINGER, Drive Pinion
6	#5072 265AA	1						SEAL, Drive Pinion
7	#4746 979	1						BEARING, Drive Pinion, Cup and Cone, Front
8	4864 214	1						SPACER, Crush
9								SHIM, Drive Pinion Bearing, Replacement Individual PINION Shims for Master Shim Kit 5017215AA.
	5017 332AA	1						.040
	5017 344AA	1						.052
	5017 346AA	1						.054
	5017 338AA	1						.046
	5017 339AA	1						.047
	5017 340AA	1						.048
	5017 341AA	1						.049
	5017 333AA	1						.041
	5017 343AA	1						.051
	5017 334AA	1						.042
	5017 335AA	1						.043
	5017 342AA	1						.050
	5017 345AA	1						.053
	5017 336AA	1						.044
	5017 337AA	1						.045
10	4864 210	1						BEARING, Differential Shaft, Cup and Cone, Rear
11								GEAR KIT, Ring And Pinion
	5019 854AB	1						[DME] with 3/8-24 x .827' Ring Gear Bolts
	5019 854AA	1						[DME] with 7/16-20 x .750' Ring Gear Bolts
12								BOLT KIT
	5012 810AC	1						Contains 10- 3/8-24 x .827' Ring Gear Bolts
		1						Contains 10- 7/16-20 x .750' Ring Gear Bolts

JEEP GRAND CHEROKEE (WJ)

SERIES	LINE	BODY	ENGINE	TRANSMISSION
H = Laredo	J = 4WD	74 = 4 Door	ER0, ERH = 4.0L, Power Tech	DGK = 4 Speed Autm, 42RE
P = Limited	T = 2WD		EV0, EVA = 4.7L, Power Tech	DGQ = 5 Speed Automatic
				5-45RFE
				DG0 = All Automatic Transm

AR = Use as required - = Non illustrated part # = New this model year

July 17, 2002

Differential, With Trac-Lok or Vari-Lok Progressive, Dana Model 44/226MM
Figure 003-260

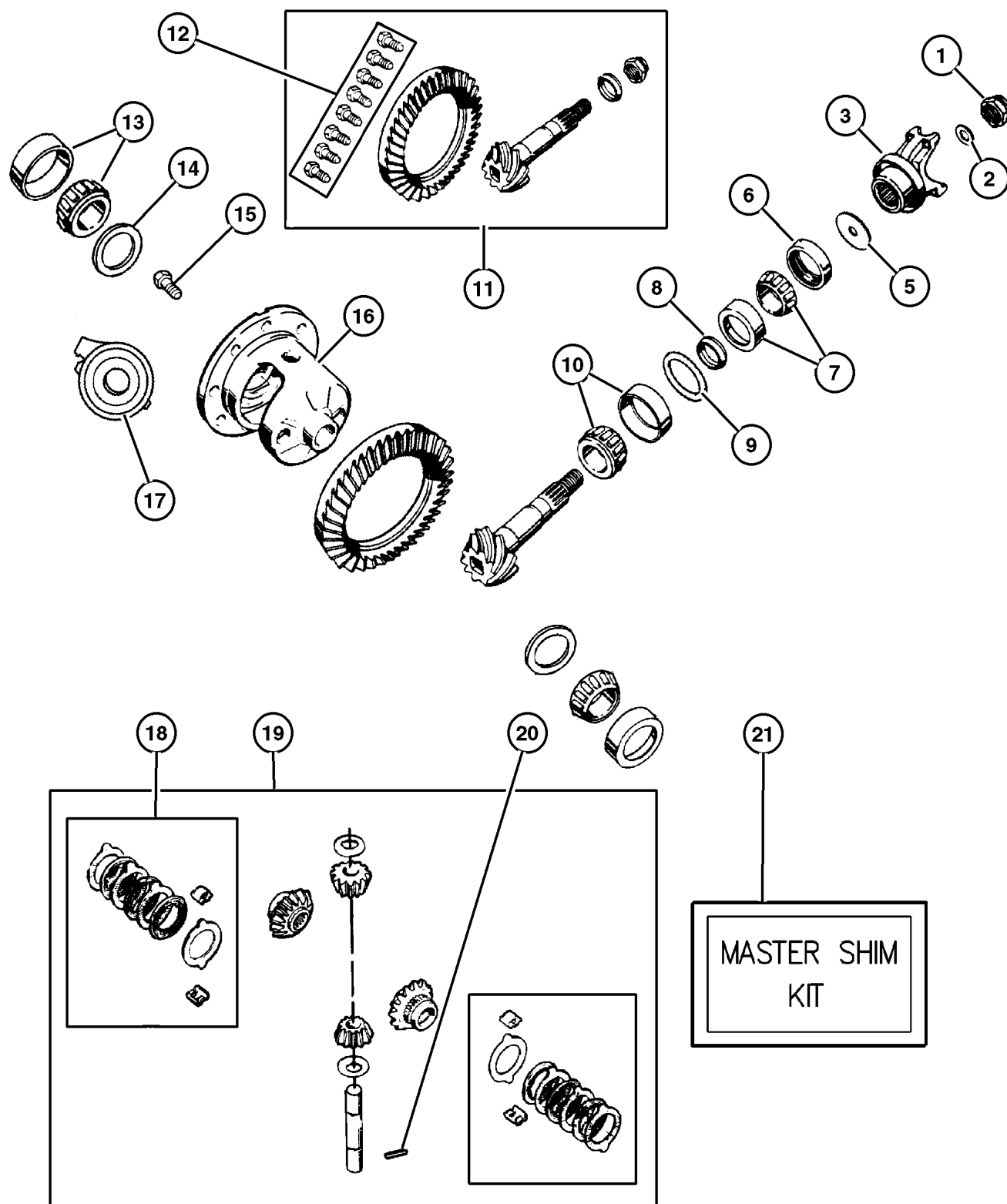
ITEM	PART NUMBER	QTY	LINE	SERIES	BODY	ENGINE	TRANS	DESCRIPTION
13	4864 213	1						BEARING, Differential Case, Contains 2 Cups and 2 Cones
14								SHIM, Differential Bearing, Replacement Individual DIFFERENTIAL Shims for Master Shim Kit 5017215AA
	5017 398AA	1						.150
	5017 352AA	1						.108
	5017 390AA	1						.142
	5017 392AA	1						.144
	5017 353AA	1						.109
	5017 354AA	1						.110
	5017 396AA	1						.148
	5017 401AA	1						.153
	5017 355AA	1						.111
	5017 386AA	1						.138
	5017 356AA	1						.112
	5017 384AA	1						.136
	5017 376AA	1						.132
	5017 400AA	1						.152
	5017 391AA	1						.143
	5017 375AA	1						.131
	5017 385AA	1						.137
	5017 357AA	1						.113
	5017 358AA	1						.114
	5017 399AA	1						.151
	5017 359AA	1						.115
	5017 360AA	1						.116
	5017 347AA	1						.103
	5017 361AA	1						.117
	5017 362AA	1						.118
	5017 389AA	1						.141
	5017 394AA	1						.146
	5017 363AA	1						.119
	5017 364AA	1						.120
	5017 365AA	1						.121
	5017 393AA	1						.145
	5017 366AA	1						.122
	5017 367AA	1						.123
	5017 348AA	1						.104
	5017 368AA	1						.124
	5017 395AA	1						.147
	5017 403AA	1						.155
	5017 388AA	1						.140
	5017 369AA	1						.125

JEEP GRAND CHEROKEE (WJ)

SERIES	LINE	BODY	ENGINE	TRANSMISSION
H = Laredo	J = 4WD	74 = 4 Door	ER0, ERH = 4.0L, Power Tech	DGK = 4 Speed Autm, 42RE
P = Limited	T = 2WD		EV0, EVA = 4.7L, Power Tech	DGQ = 5 Speed Automatic
				5-45RFE
				DG0 = All Automatic Transm

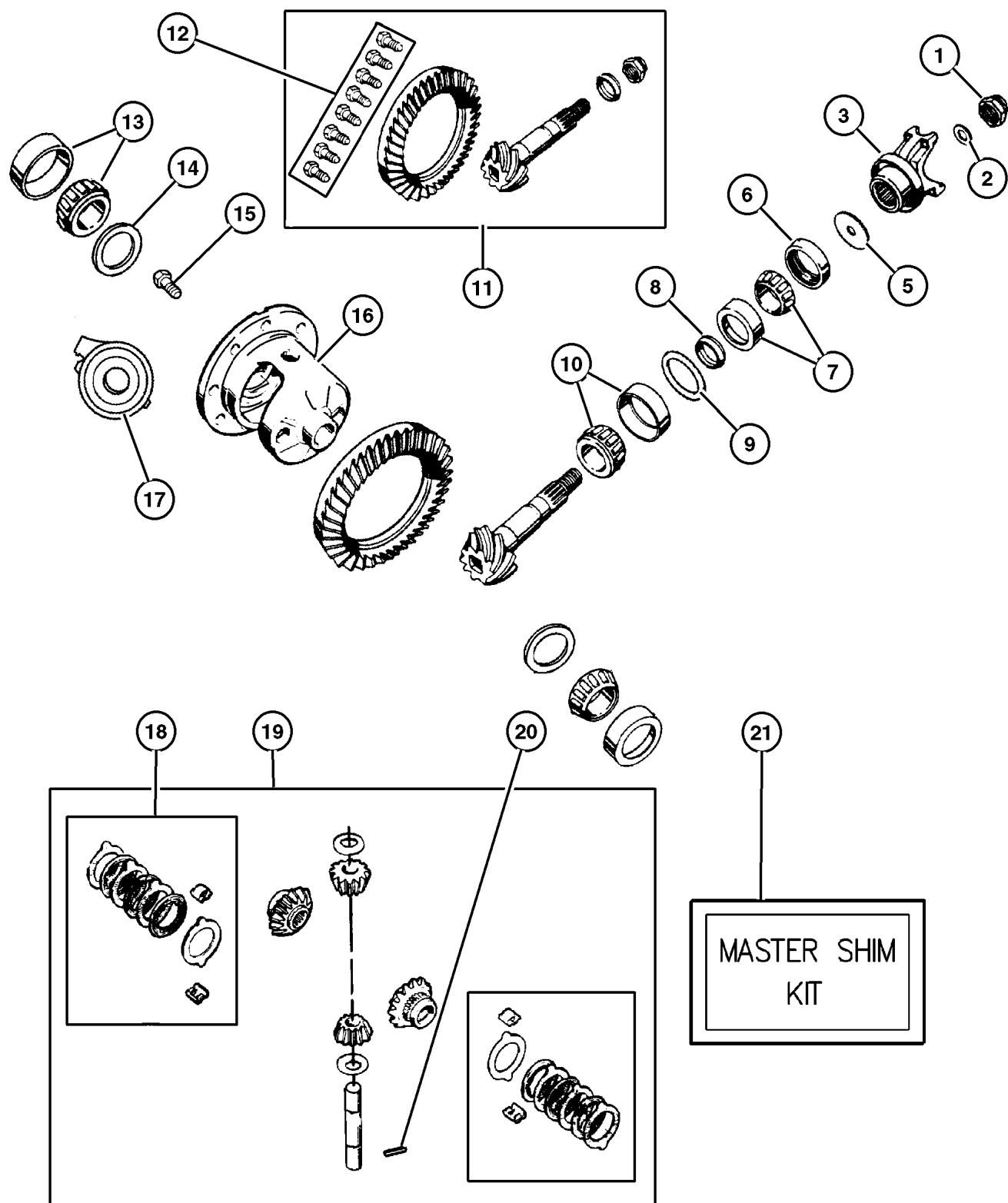
AR = Use as required - = Non illustrated part # = New this model year

July 17, 2002



Differential, With Trac-Lok or Vari-Lok Progressive, Dana Model 44/226MM
Figure 003-260

ITEM	PART NUMBER	QTY	LINE	SERIES	BODY	ENGINE	TRANS	DESCRIPTION
	5017 370AA	1						.126
	5017 371AA	1						.127
	5017 372AA	1						.128
	5017 378AA	1						.134
	5017 374AA	1						.130
	5017 397AA	1						.149
	5017 387AA	1						.139
	5017 402AA	1						.154
	5017 373AA	1						.129
	5017 377AA	1						.133
	5017 383AA	1						.135
	5017 349AA	1						.105
	5017 350AA	1						.106
	5017 351AA	1						.107
15	5252 503	10						SCREW, Drive Gear, 3/8-24 x .827' Ring Gear Bolts
16								CASE, Differential
	5012 869AA	1						[DSC] 3/8-24 x .827' Ring Gear Bolts with Internal Parts
	5019 867AA	1						[DSC] 7/16-20 x .750' Ring Gear Bolts with Internal Parts
	4856 355	1						[DSA] 3/8-24 x .827' Ring Gear Bolts with Internal Parts
	5019 868AA	1						[DSA] 7/16-20 x .750' Ring Gear Bolts with Internal Parts
17	5012 870AA	1						PLENUM, Differential, [DSC]
18	4626 720	1						DISC AND PLATE KIT, Differential, [DSA]
19	4856 372	1						GEAR KIT, Center Differential, [DSA]
20	5015 223AA	1						PIN, Differential Shaft, [DSA]
21	5017 215AA	1						SHIM KIT, Differential, Master Shim Kit for the Complete Differential containing PINION Shims and DIFFERENTIAL Shims., Contains All Shims for Differential



JEEP GRAND CHEROKEE (WJ)

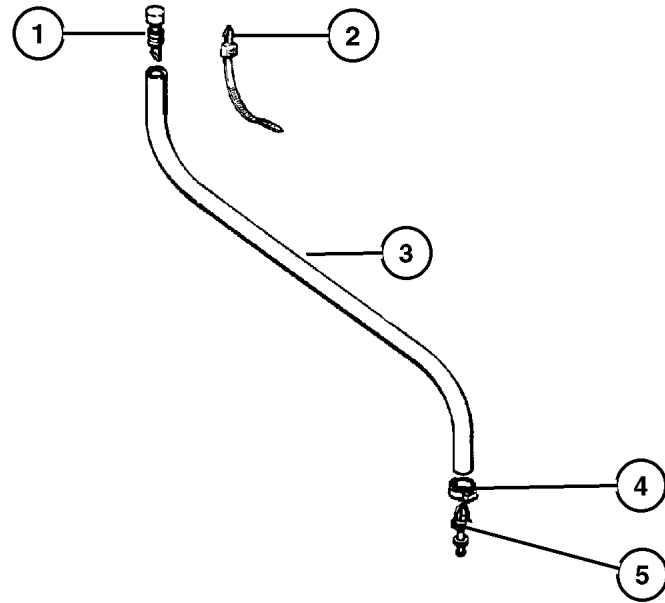
SERIES	LINE	BODY	ENGINE	TRANSMISSION
H = Laredo	J = 4WD	74 = 4 Door	ER0, ERH = 4.0L, Power Tech	DGK = 4 Speed Autm, 42RE
P = Limited	T = 2WD		EV0, EVA = 4.7L, Power Tech	DGQ = 5 Speed Automatic 5-45RFE DG0 = All Automatic Transm

AR = Use as required - = Non illustrated part # = New this model year

July 17, 2002

Rear Axle Vent
Figure 003-310

ITEM	PART NUMBER	QTY	LINE	SERIES	BODY	ENGINE	TRANS	DESCRIPTION
1	J535 2955	1						VENT, Axle
2	6016 076	1						TIE STRAP
3	52098 655AB	1						HOSE, Axle Vent
4	6503 573	1						CLIP, Lower Clamp to Screw
5	4137 696	1						SCREW, Brake Tee, .437-20x2.07, Double Ended Stud



JEEP GRAND CHEROKEE (WJ)

SERIES	LINE	BODY	ENGINE	TRANSMISSION
H = Laredo	J = 4WD	74 = 4 Door	ER0, ERH = 4.0L, Power Tech	DGK = 4 Speed Autm, 42RE
P = Limited	T = 2WD		EV0, EVA = 4.7L, Power Tech	DGQ = 5 Speed Automatic 5-45RFE
				DG0 = All Automatic Transm

AR = Use as required - = Non illustrated part # = New this model year

July 17, 2002

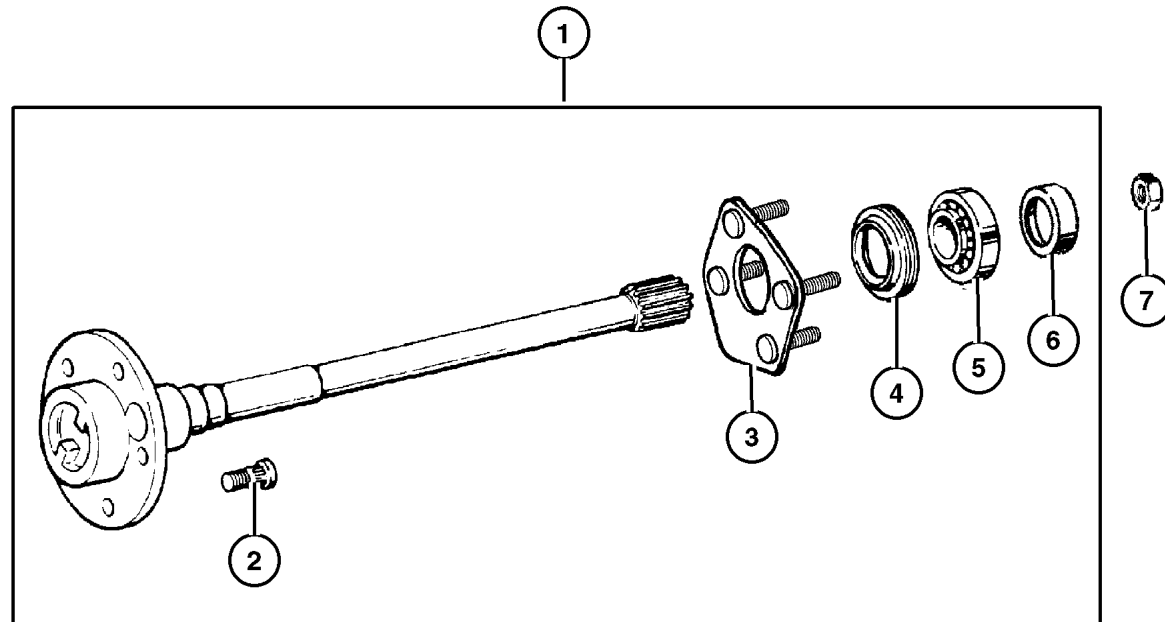
Shaft , Rear Axle
Figure 003-410

ITEM	PART NUMBER	QTY	LINE	SERIES	BODY	ENGINE	TRANS	DESCRIPTION
------	-------------	-----	------	--------	------	--------	-------	-------------

NOTES:

DRK = Rear Axle - Dana M44/216MM RBA
 DRM = Rear Axle - Dana M35C/194MM RBI
 DSC = Vari-Lok Differential

1								SHAFT, Axle
	5012 820AA	1						[DRM], Right
	5012 821AA	1						[DRM], Left
	5012 850AA	1						[DRK,-DSC], Right
	5012 851AA	1						[DRK,-DSC], Left
	5012 872AA	1						[DRK,+DSC], Right
	5012 873AA	1						[DRK,+DSC], Left
2	5209 8680	5						STUD, Wheel, Mounting
3	5012 827AA	2						RETAINER, Axle Shaft Seal
4	5012 824AA	2						SEAL, Axle Drive Shaft
5	5012 825AA	2						BEARING, Axle Shaft
6	5012 826AA	1						RING, Axle Shaft
7	J941 1783	8						NUT, Hex Flange Lock, Axle Shaft Seal Retainer, Mounting



JEEP GRAND CHEROKEE (WJ)

SERIES	LINE	BODY	ENGINE	TRANSMISSION
H = Laredo	J = 4WD	74 = 4 Door	ER0, ERH = 4.0L, Power Tech	DGK = 4 Speed Autm, 42RE
P = Limited	T = 2WD		EV0, EVA = 4.7L, Power Tech	DGQ = 5 Speed Automatic 5-45RFE DG0 = All Automatic Transm

AR = Use as required - = Non illustrated part # = New this model year

July 17, 2002

Group – 004

Parking Brake

GROUP 4 - Parking Brake

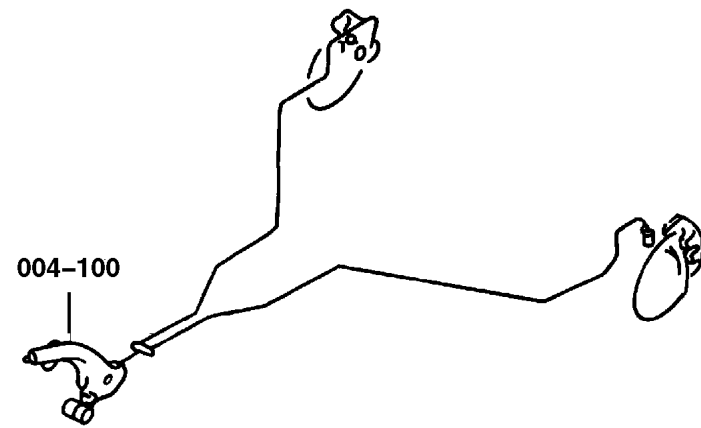
Illustration Title


Group-Fig. No.

Parking Brake Lever and Cables

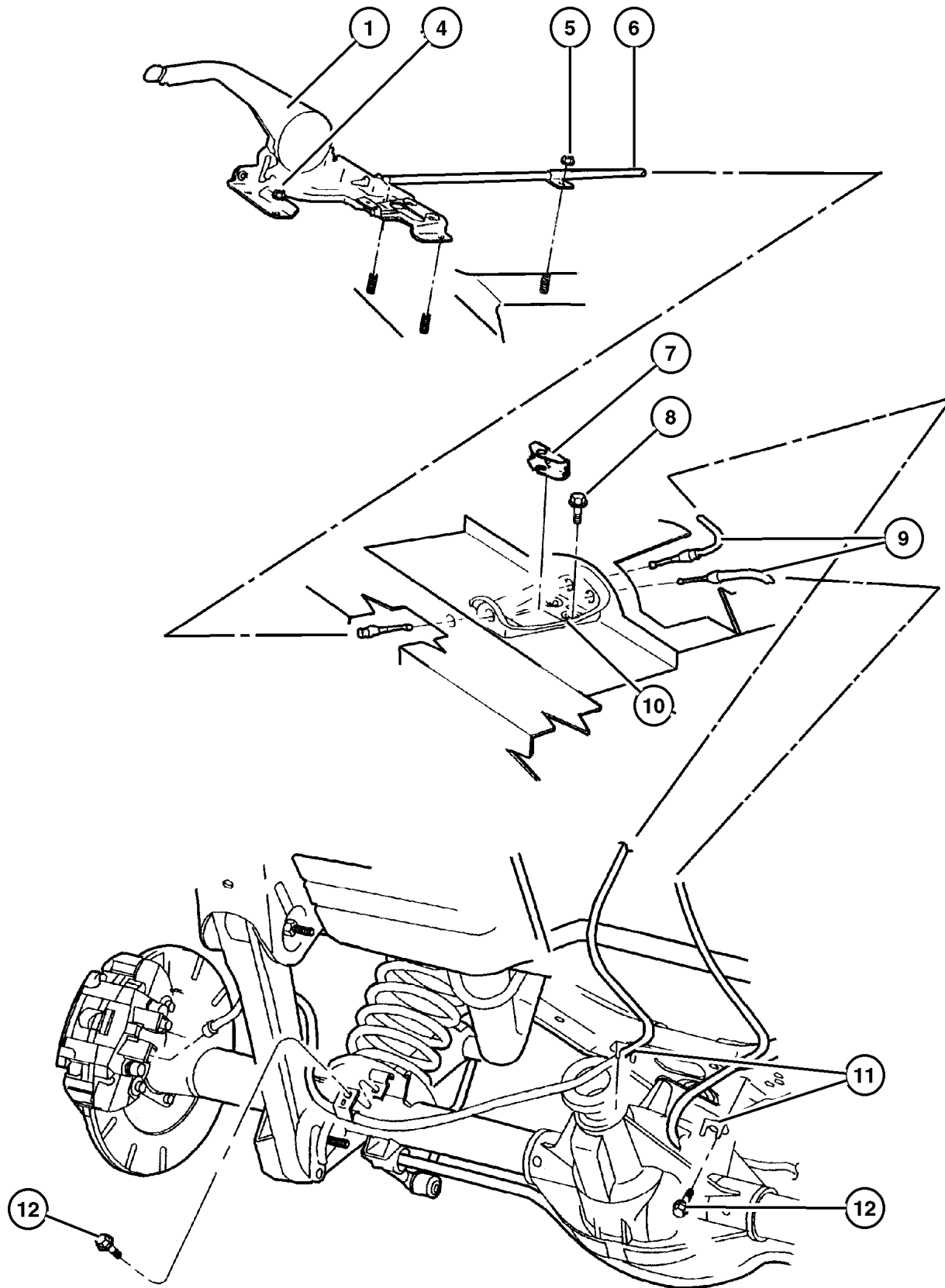
Lever And Cable - Parking Brake Fig. 004-110

Rear Disc Parking Brake Assy Fig. 004-120



<p>004-100 Parking Brake Lever and Cables</p> 			
--	--	--	--

Lever And Cable - Parking Brake Figure 004-110



ITEM	PART NUMBER	QTY	LINE	SERIES	BODY	ENGINE	TRANS	DESCRIPTION
1	52128 246AF	1						LEVER, Park Brake
-2	5212 7960	1						SWITCH, Parking Brake
-3	5016 265AA	1						COVER, Parking Brake
4	6505 245AA	4						NUT, M8x1.25
5								NUT AND WASHER, M6x1.00, (NOT SERVICED) (Not Serviced)
6	52128 243AA	1						CABLE, Parking Brake, Front
7	5212 8126	1						EQUALIZER, Parking Brake Cable
8	6502 734	3						SCREW, M6x1x20
9								CABLE, Parking Brake
	52128 118AC	1						Right,Rear
	52128 119AC	1						Left,Rear
10	52128 236AB	1						BRACKET, Cable
11	52128 224AB	2						BRACKET, Cable
12								SCREW, Hex Flange Head, M8x1.25x25.00, (NOT SERVICED) (Not Serviced)
-13	#55196 859AB	1						BRACKET, Console

JEEP GRAND CHEROKEE (WJ)

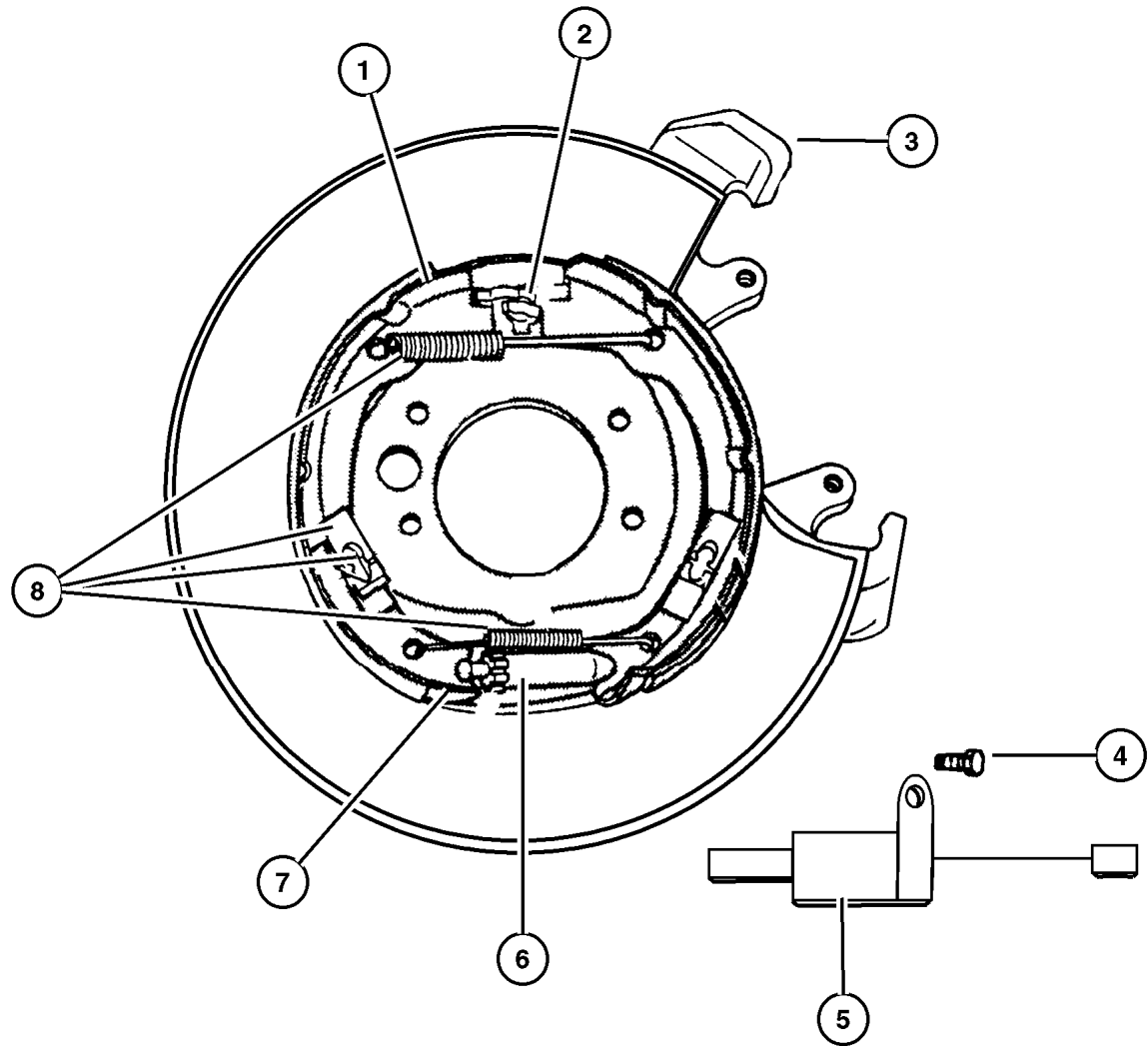
SERIES	LINE	BODY	ENGINE	TRANSMISSION
H = Laredo	J = 4WD	74 = 4 Door	ER0, ERH = 4.0L, Power Tech	DGK = 4 Speed Autm, 42RE
P = Limited	T = 2WD		EV0, EVA = 4.7L, Power Tech	DGQ = 5 Speed Automatic 5-45RFE
				DG0 = All Automatic Transm

AR = Use as required - = Non illustrated part # = New this model year

July 17, 2002

Rear Disc Parking Brake Assy
Figure 004-120

ITEM	PART NUMBER	QTY	LINE	SERIES	BODY	ENGINE	TRANS	DESCRIPTION
Note: 5014038AA Spring Kit , contains 2 Brake Shoe Hold Down Pins, 2 Parking Brake Hold Down Clips,1 Park Brake Shoe Return Spring Upper and 1 Park Brake Shoe Return Spring Lower.								
1	5011 988AA	1						SHOE AND LINING KIT, Parking Brake
2	5011 994AA	1						LEVER, Park Brake
3	5011 982AA	1						PLATE, Brake Backing, Right or Left
4	5012 814AA	2						BOLT, ABS Sensor
5								SENSOR, Wheel Speed
	56041 308AA	1						Right
	56041 509AA	1						Left
6	5011 993AA	1						ADJUSTER, Parking Brake
7	5012 354AA	1						PLUG, Brake Adjusting Hole
8	5014 038AA	1						SPRING KIT, Brake Shoe Hold Down, See Note at Top of Page



JEEP GRAND CHEROKEE (WJ)				
SERIES	LINE	BODY	ENGINE	TRANSMISSION
H = Laredo	J = 4WD	74 = 4 Door	ER0, ERH = 4.0L, Power Tech	DGK = 4 Speed Autm, 42RE
P = Limited	T = 2WD		EV0, EVA = 4.7L, Power Tech	DGQ = 5 Speed Automatic 5-45RFE
				DG0 = All Automatic Transm

AR = Use as required - = Non illustrated part # = New this model year

Group – 005

Service Brakes

GROUP 5 - Service Brakes

Illustration Title

Group-Fig. No.

Front Brakes

Front Disc Brake Caliper 'Continental Teves' and Rotor Fig. 005-110

Front Disc Brake Caliper 'Akebono' and Rotor Fig. 005-120

Rear Brakes

Rear Disc Brake Caliper Fig. 005-210

Brake Master Cylinder

Master Cylinder & Booster Fig. 005-410

Hydraulic Control Unit Fig. 005-420

Brake Lines and Hoses

Brake Lines, Front, Right Fig. 005-510

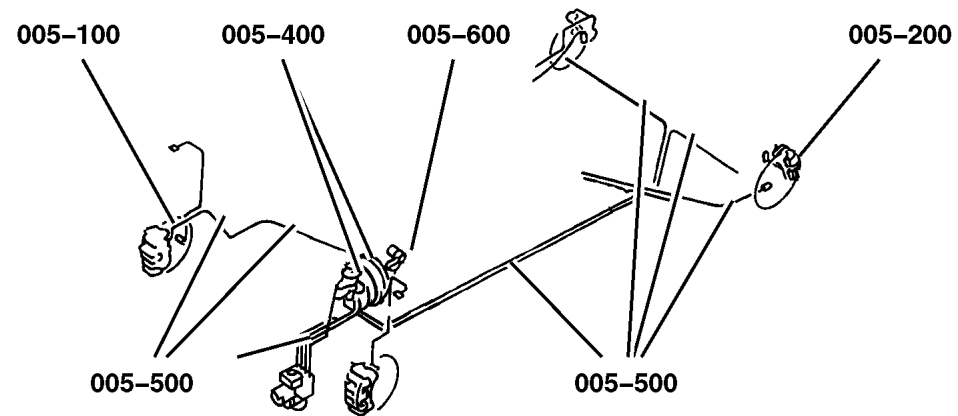
Brakes Lines, Front, Left, and Rear Fig. 005-520

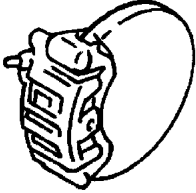
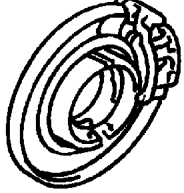
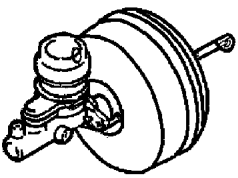
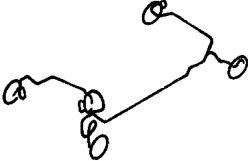

Front Brake Hose at Caliper Fig. 005-530

Rear Brake Lines and Hoses Fig. 005-540

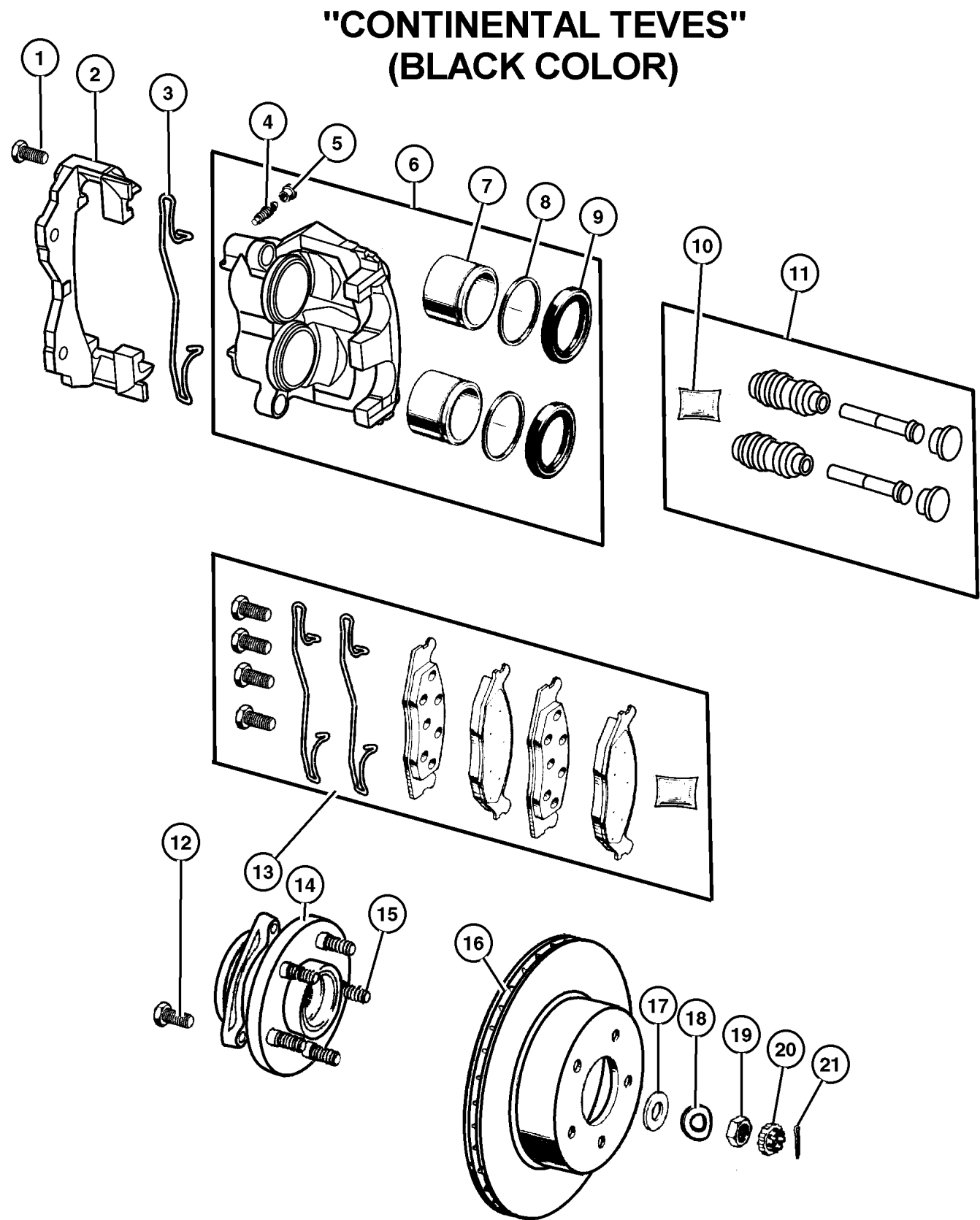
Brake Pedals

Brake Pedal & Bracket Fig. 005-610



<p>005-100 Front Brakes</p> 	<p>005-200 Rear Brakes</p> 	<p>005-400 Brake Master Cylinder</p> 	<p>005-500 Brake Lines and Hoses</p> 
<p>005-600 Brake Pedals</p> 			

**Front Disc Brake Caliper 'Continental Teves' and Rotor
Figure 005-110**



ITEM	PART NUMBER	QTY	LINE	SERIES	BODY	ENGINE	TRANS	DESCRIPTION
1								BOLT
	5012 437AA	4	J					Caliper Bracket, Mounting
		4	T					Caliper Bracket, Mounting
2								BRACKET
	5011 979AA	1	J					Caliper, Mounting
		1	T					Caliper, Mounting
3								SPRING, Brake Shoe Hold Down
	5011 971AA	1	J					
		1	T					
4								BLEEDER SCREW, Brake
	4126 879	1	J					
		1	T					
5								CAP, Bleeder
	4126 733	1	J					
		1	T					
6								CALIPER, Disc Brake
	5011 972AA	1	J					Right
	5011 973AA	1	J					Left
	5011 972AA	1	T					Right
	5011 973AA	1	T					Left
7								PISTON, Brake
	5011 983AA	1	J					
		2	T					
8								SEAL, Caliper Piston
	5011 984AA	2	J					
		2	T					
9								BOOT, Brake Piston
	5011 985AA	2	J					
		2	T					
10								GREASE, Packet
11								PIN KIT, Disc Brake
	5011 981AA	1	J					
		1	T					
12								BOLT
	5012 436AA	6	J					Hub and Bearing, Mounting
		6	T					Hub and Bearing, Mounting
13								PAD KIT, Front Disc Brake
	5018 592AA	1	J					
		1	T					
14								HUB AND BEARING, Brake
	52098 679AC	2	J					
		2	T					
15								BOLT, Hub and Rotor

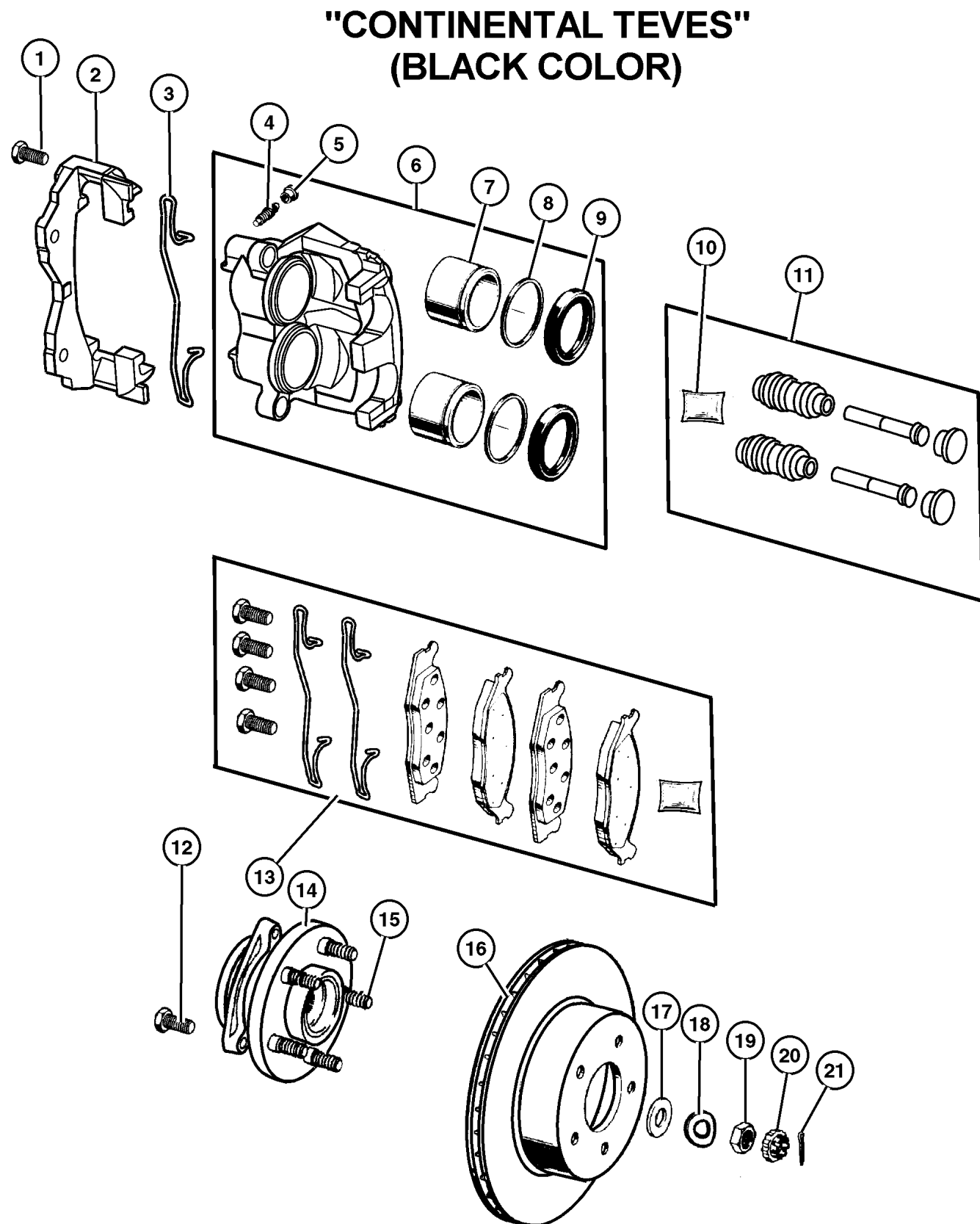
JEEP GRAND CHEROKEE (WJ)

SERIES	LINE	BODY	ENGINE	TRANSMISSION
H = Laredo	J = 4WD	74 = 4 Door	ER0, ERH = 4.0L, Power Tech	DGK = 4 Speed Autm, 42RE
P = Limited	T = 2WD		EV0, EVA = 4.7L, Power Tech	DGQ = 5 Speed Automatic
				5-45RFE
				DG0 = All Automatic Transm

AR = Use as required - = Non illustrated part # = New this model year

July 17, 2002

**Front Disc Brake Caliper 'Continental Teves' and Rotor
Figure 005-110**



ITEM	PART NUMBER	QTY	LINE	SERIES	BODY	ENGINE	TRANS	DESCRIPTION
	#6036 424AA	5	J					Wheel, Mounting
		5	T					Wheel, Mounting
16	5209 8672	2	J					ROTOR, Brake
		2	T					
17	J420 0096	2	J					WASHER, Flat
		2	T					
18	4740 749	2	J					WASHER, Wave
		2	T					
19	J420 0095	2	J					NUT, Hex
		2	T					
20	J420 0097	2	J					RETAINER, Hub Nut
		2	T					
21	1101 0069	2	J					PIN, Cotter, M4x40.00
		2	T					

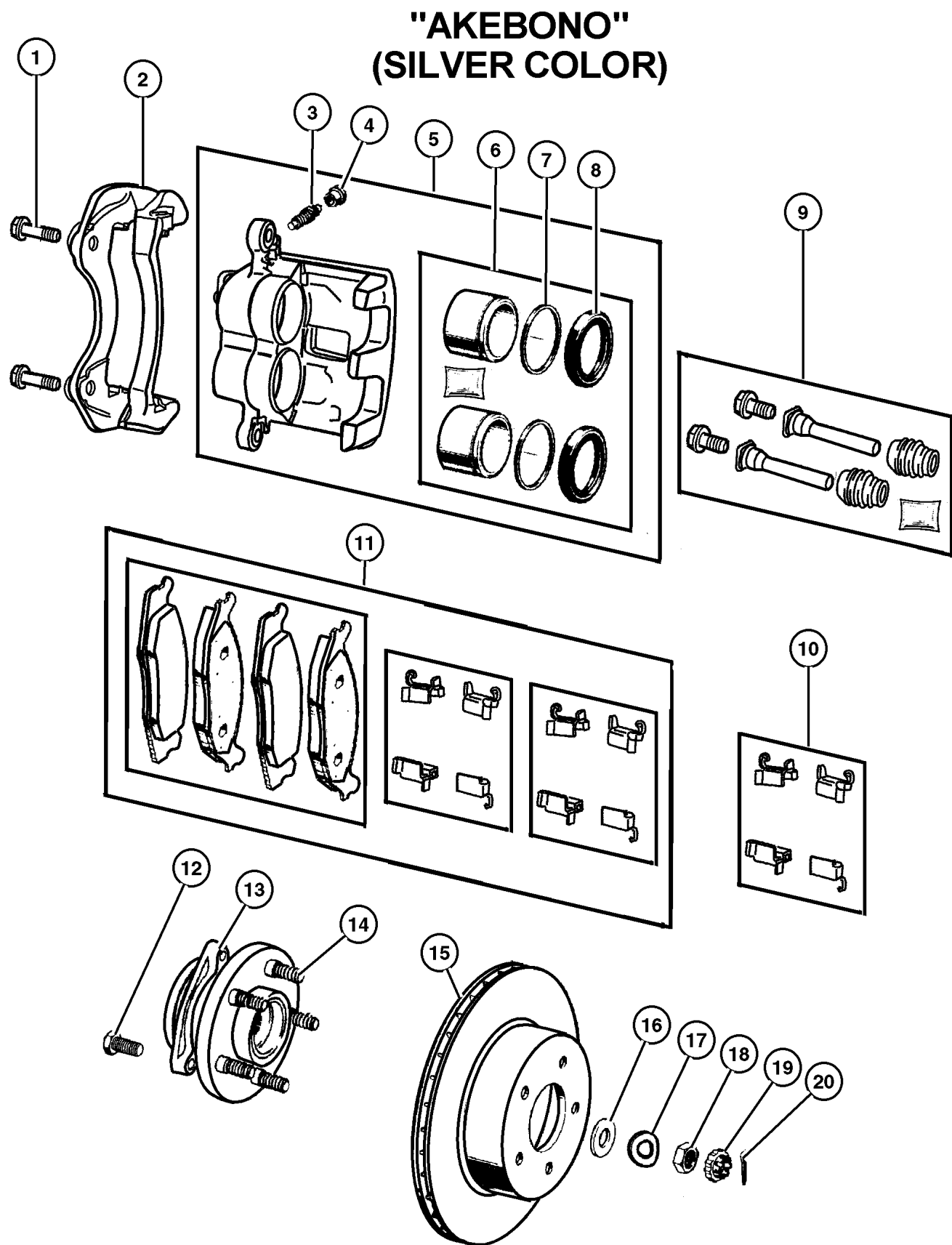
JEEP GRAND CHEROKEE (WJ)

SERIES	LINE	BODY	ENGINE	TRANSMISSION
H = Laredo	J = 4WD	74 = 4 Door	ER0, ERH = 4.0L, Power Tech	DGK = 4 Speed Autm, 42RE
P = Limited	T = 2WD		EV0, EVA = 4.7L, Power Tech	DGQ = 5 Speed Automatic 5-45RFE DG0 = All Automatic Transm

AR = Use as required - = Non illustrated part # = New this model year

July 17, 2002

**Front Disc Brake Caliper 'Akebono' and Rotor
Figure 005-120**



ITEM	PART NUMBER	QTY	LINE	SERIES	BODY	ENGINE	TRANS	DESCRIPTION
1								BOLT
	5012 437AA	4	J					Caliper Bracket, Mounting
		4	T					Caliper Bracket, Mounting
2								BRACKET
	5093 182AA	1	J					Caliper, Mounting
		1	T					Caliper, Mounting
3								BLEEDER SCREW, Brake
	5093 189AA	1	J					
		1	T					
4								CAP, Bleeder
	5093 190AA	1	J					
		1	T					
5								CALIPER, Disc Brake
	5093 180AA	1	J					Right
	5093 181AA	1	J					Left
	5093 180AA	1	T					Right
	5093 181AA	1	T					Left
6								PISTON KIT, Front Brake
	5093 186AA	1	J					
		1	T					
7								SEAL, Caliper Piston
	5093 187AA	2	J					
		2	T					
8								BOOT, Brake Piston
	5093 188AA	2	J					
		2	T					
9								PIN KIT, Disc Brake
	5093 184AA	1	J					
		1	T					
10								SPRING KIT, Brake Shoe Hold Down
	5093 185AA	2	J					
		2	T					
11								PAD KIT, Front Disc Brake
	5093 183AA	1	J					
		1	T					
12								BOLT
	5012 436AA	6	J					Hub and Bearing, Mounting
		6	T					Hub and Bearing, Mounting
13								HUB AND BEARING, Brake
	52098 679AD	2	J					
		2	T					
14								BOLT, Hub and Rotor
	#6036 424AA	5	J					Wheel, Mounting

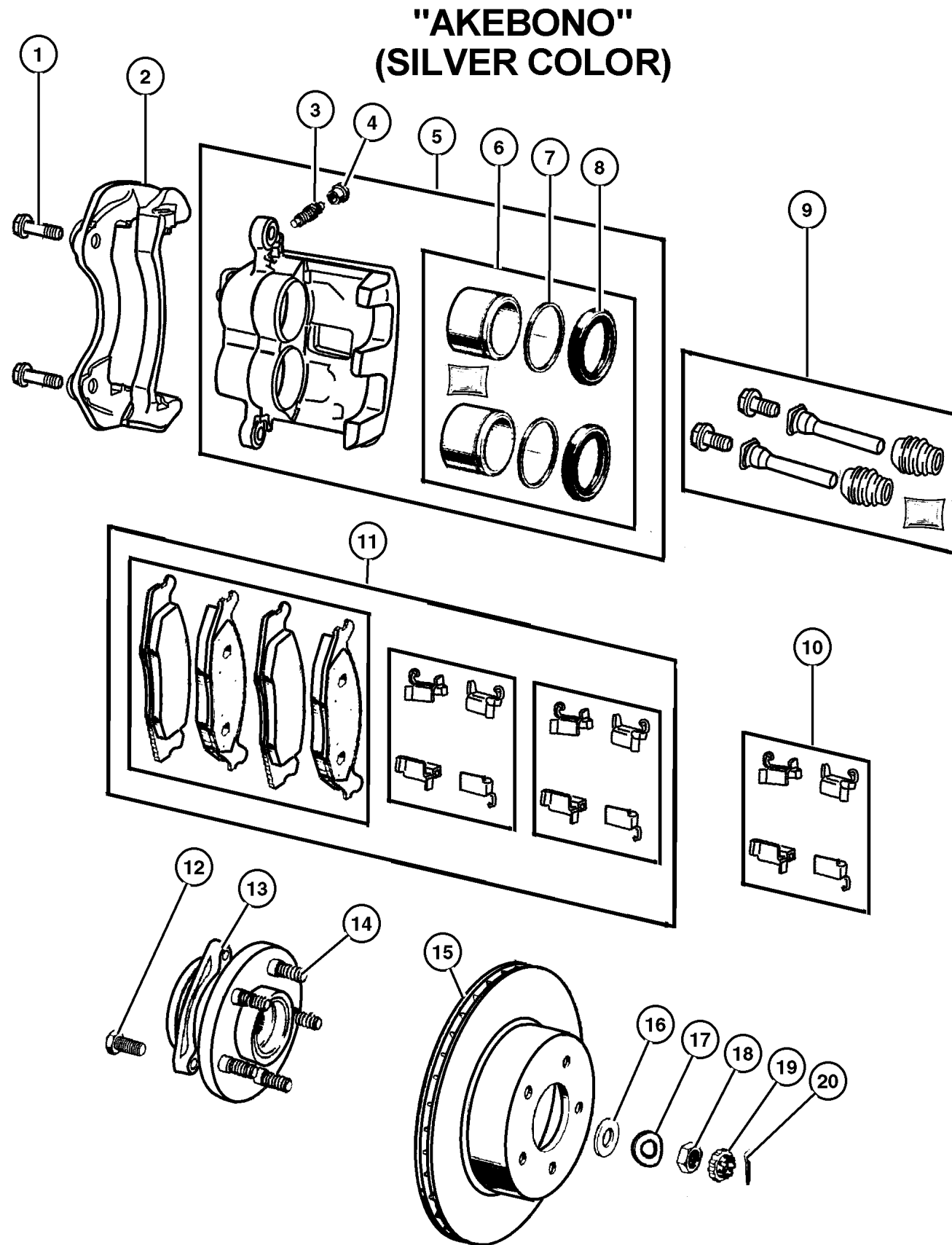
JEEP GRAND CHEROKEE (WJ)

SERIES	LINE	BODY	ENGINE	TRANSMISSION
H = Laredo	J = 4WD	74 = 4 Door	ER0, ERH = 4.0L, Power Tech	DGK = 4 Speed Autm, 42RE
P = Limited	T = 2WD		EV0, EVA = 4.7L, Power Tech	DGQ = 5 Speed Automatic
				5-45RFE
				DG0 = All Automatic Transm

AR = Use as required - = Non illustrated part # = New this model year

July 17, 2002

**Front Disc Brake Caliper 'Akebono' and Rotor
Figure 005-120**



ITEM	PART NUMBER	QTY	LINE	SERIES	BODY	ENGINE	TRANS	DESCRIPTION
		5	T					Wheel, Mounting
15								ROTOR, Brake
	5209 8672	2	J					
		2	T					
16								WASHER, Flat
	J420 0096	2	J					
		2	T					
17								WASHER, Wave
	4740 749	2	J					
		2	T					
18								NUT, Hex
	J420 0095	2	J					
		2	T					
19								RETAINER, Hub Nut
	J420 0097	2	J					
		2	T					
20								PIN, Cotter, M4x40.00
	1101 0069	2	J					
		2	T					

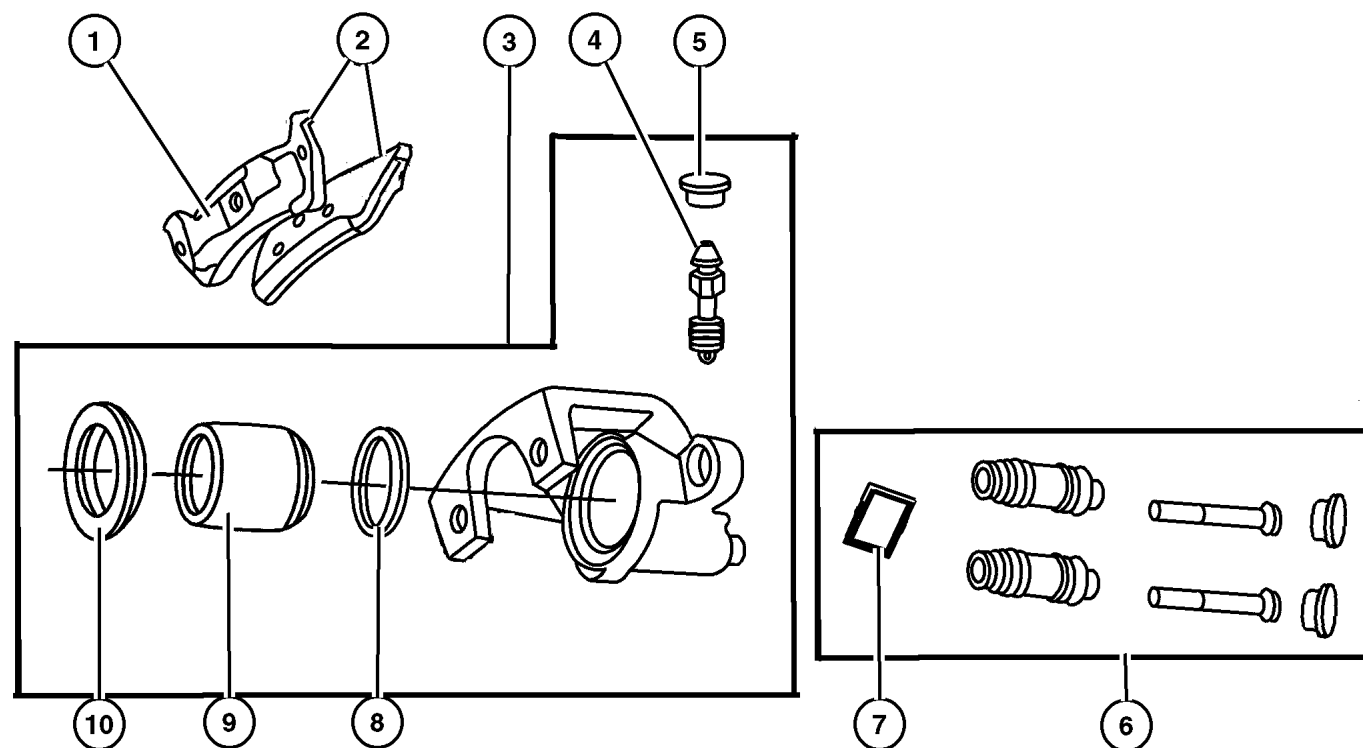
JEEP GRAND CHEROKEE (WJ)

SERIES	LINE	BODY	ENGINE	TRANSMISSION
H = Laredo	J = 4WD	74 = 4 Door	ER0, ERH = 4.0L, Power Tech	DGK = 4 Speed Autm, 42RE
P = Limited	T = 2WD		EV0, EVA = 4.7L, Power Tech	DGQ = 5 Speed Automatic 5-45RFE DG0 = All Automatic Transm

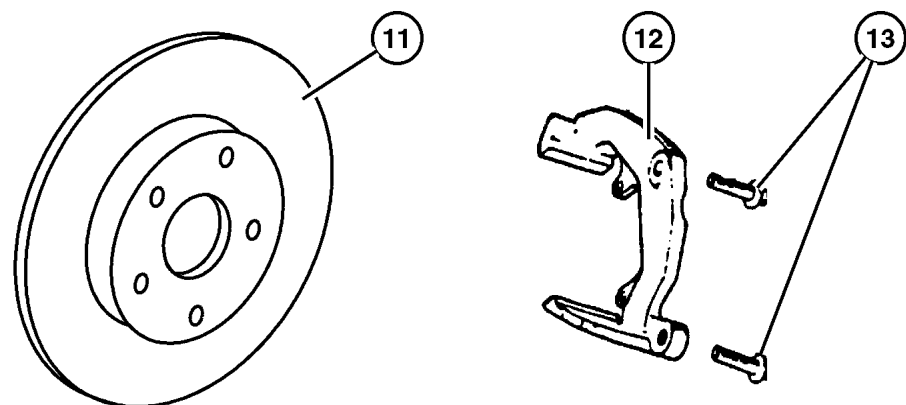
AR = Use as required - = Non illustrated part # = New this model year

July 17, 2002

Rear Disc Brake Caliper Figure 005-210



ITEM	PART NUMBER	QTY	LINE	SERIES	BODY	ENGINE	TRANS	DESCRIPTION
1	5011 978AA	1						SPRING, Brake Shoe Hold Down
2	5011 970AA	1						PAD KIT, Rear Disc Brake
3	5011 974AA	1						CALIPER, Disc Brake Right
	5011 975AA	1						Left
4	4126 879	1						BLEEDER SCREW, Brake
5	4126 733	1						CAP, Bleeder
6	5011 981AA	1						PIN KIT, Disc Brake
7	5011 987AA	1						GREASE, Packet
8	5011 984AA	1						SEAL, Caliper Piston
9	5011 983AA	1						PISTON, Brake
10	5011 985AA	1						BOOT, Brake Piston
11	5209 8666	2						ROTOR, Brake
12	5011 980AA	1						BRACKET, Right or Left
13	5012 437AA	1						BOLT
-14	56041 308AA	2						SENSOR, Wheel Speed Right
	56041 509AA	1						Left



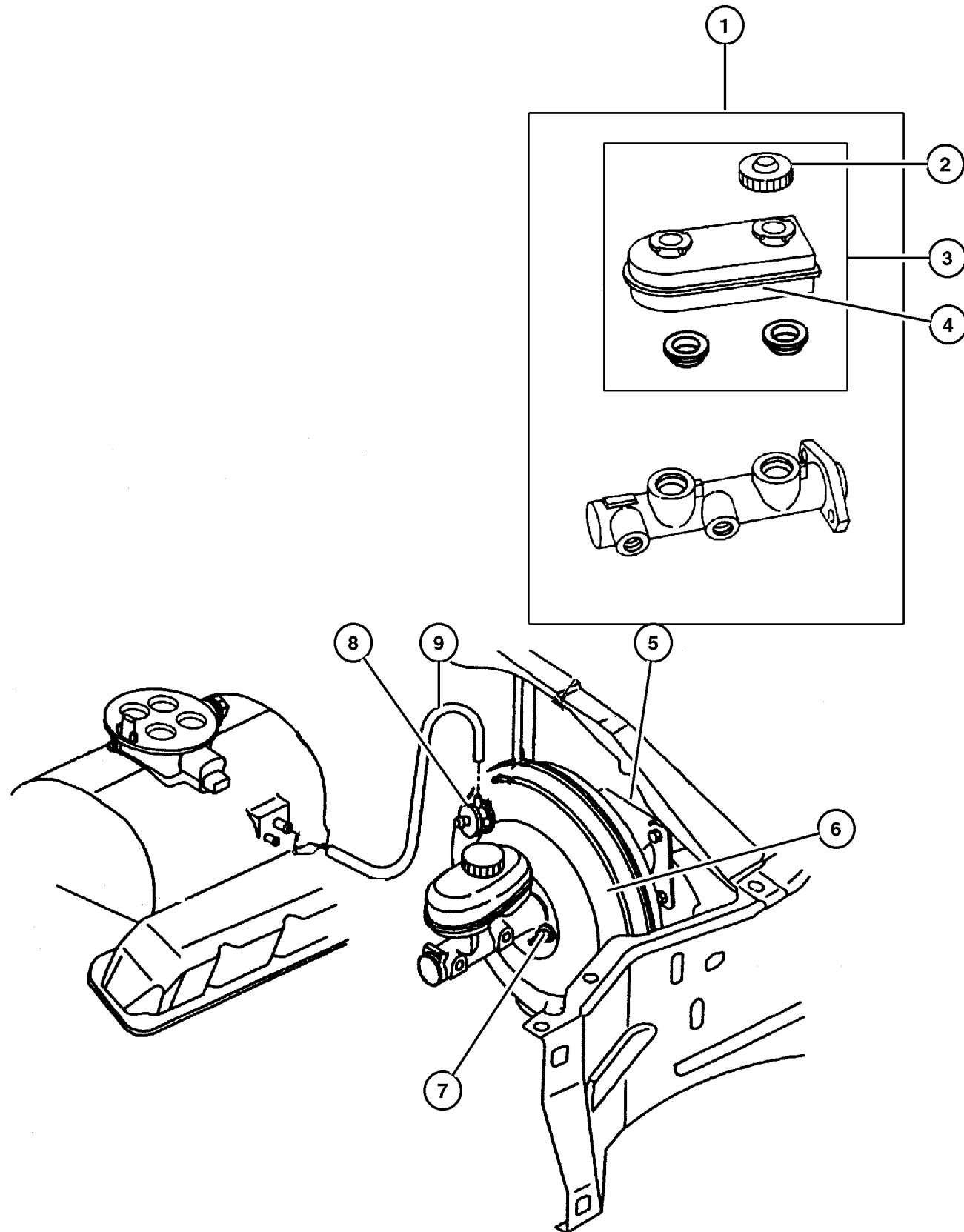
JEEP GRAND CHEROKEE (WJ)

SERIES	LINE	BODY	ENGINE	TRANSMISSION
H = Laredo	J = 4WD	74 = 4 Door	ER0, ERH = 4.0L, Power Tech	DGK = 4 Speed Autm, 42RE
P = Limited	T = 2WD		EV0, EVA = 4.7L, Power Tech	DGQ = 5 Speed Automatic 5-45RFE
				DG0 = All Automatic Transm

AR = Use as required - = Non illustrated part # = New this model year

July 17, 2002

Master Cylinder & Booster Figure 005-410



ITEM	PART NUMBER	QTY	LINE	SERIES	BODY	ENGINE	TRANS	DESCRIPTION
NOTE:								
ER0 = All 4.0L 6 Cyl Gas Engines								
EV0 = All 4.7L Gas Engines								
1	5011 260AA	1						MASTER CYLINDER, Brake
2	5014 518AA	1						CAP, Master Cylinder Reservoir
3	5011 262AA	1						RESERVOIR, Brake Master Cylinder
4	5013 903AA	1						SENSOR, Brake Fluid Level
5	5012 506AA	1						GASKET, Booster to Dash Mounting
6	5011 261AA	1						BOOSTER, Power Brake
7	6101 467	2						NUT, Hex Flange, M8x1.25, Master Cylinder to Booster
8	5011 263AA	1						VALVE, Check, Elbow
9								HOSE, Brake Vacuum
	5212 8097	1						[ER0]
	5212 8098	1						[EV0]
-10	6100 517	4						NUT, Hex Flange Lock, M8 Phosphate, Booster to Dash Mounting

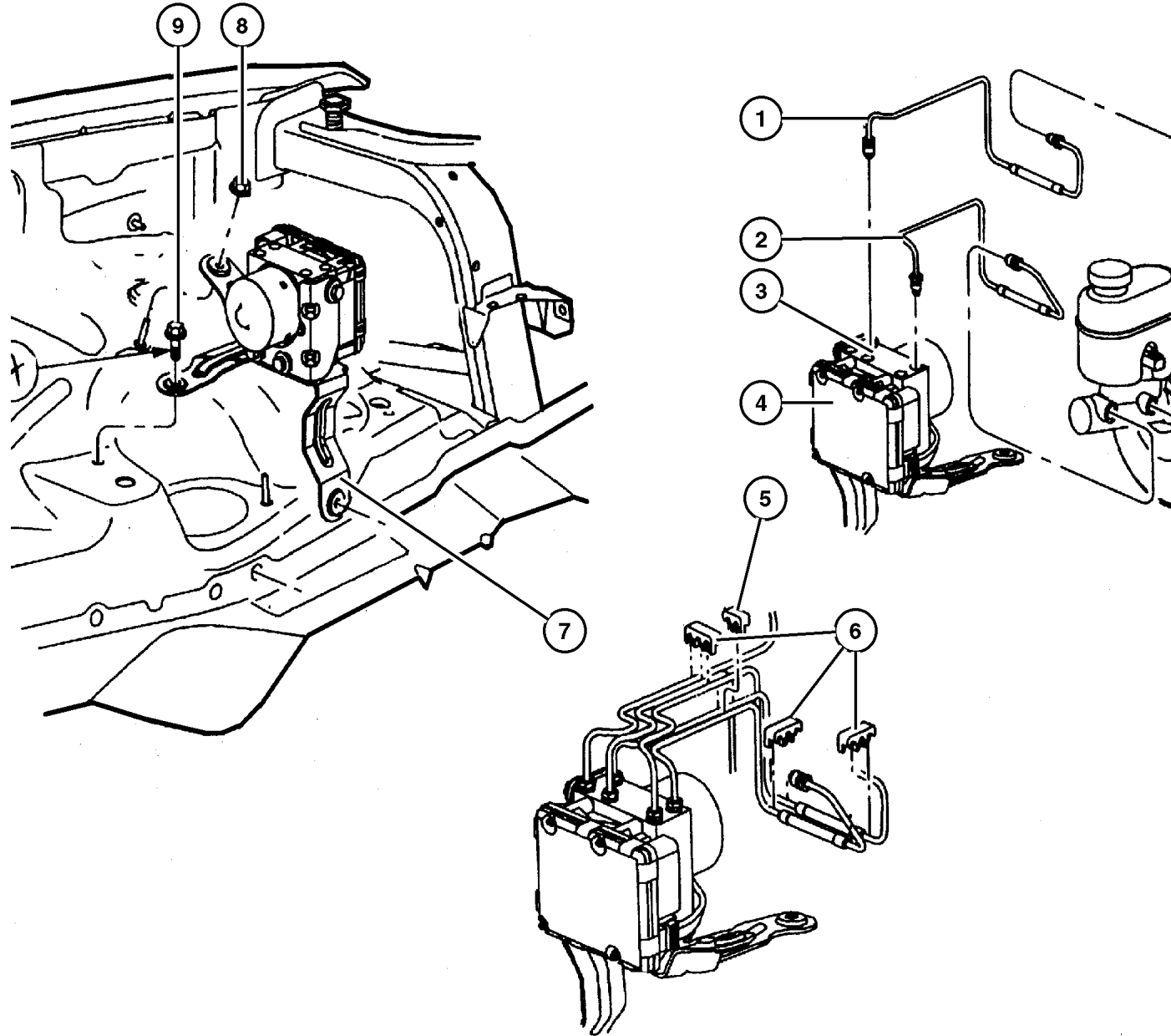
JEEP GRAND CHEROKEE (WJ)

SERIES	LINE	BODY	ENGINE	TRANSMISSION
H = Laredo	J = 4WD	74 = 4 Door	ER0, ERH = 4.0L, Power Tech	DGK = 4 Speed Autm, 42RE
P = Limited	T = 2WD		EV0, EVA = 4.7L, Power Tech	DGQ = 5 Speed Automatic 5-45RFE
				DG0 = All Automatic Transm

AR = Use as required - = Non illustrated part # = New this model year

July 17, 2002

Hydraulic Control Unit Figure 005-420



ITEM	PART NUMBER	QTY	LINE	SERIES	BODY	ENGINE	TRANS	DESCRIPTION
1	5212 8086	1						HOSE, Brake, Master Cylinder to ICU, Primary
2	5212 8087	1						HOSE, Brake, Master Cylinder to ICU, Secondary
3	5011 259AA	1						CONTROL UNIT, Anti-Lock Brake
4	56041 022AH	1						MODULE, Anti-lock Brakes
5	5200 8940	1						CLIP, Brake Line, 2-Way Brake Tube
6	5200 9163	4						CLIP, Brake Line, 3-Way Brake Tube
7	5011 257AA	1						BRACKET, Hydraulic Control Unit
8	3420 1711	1						NUT, Hex Flange, M8x1.25, ICU Bracket Attaching
9	6505 923AA	2						BOLT, ICU Bracket Attaching

JEEP GRAND CHEROKEE (WJ)

SERIES	LINE	BODY	ENGINE	TRANSMISSION
H = Laredo	J = 4WD	74 = 4 Door	ER0, ERH = 4.0L, Power Tech	DGK = 4 Speed Autm, 42RE
P = Limited	T = 2WD		EV0, EVA = 4.7L, Power Tech	DGQ = 5 Speed Automatic 5-45RFE
				DG0 = All Automatic Transm

AR = Use as required - = Non illustrated part # = New this model year

July 17, 2002

Brake Lines,Front,Right Figure 005-510

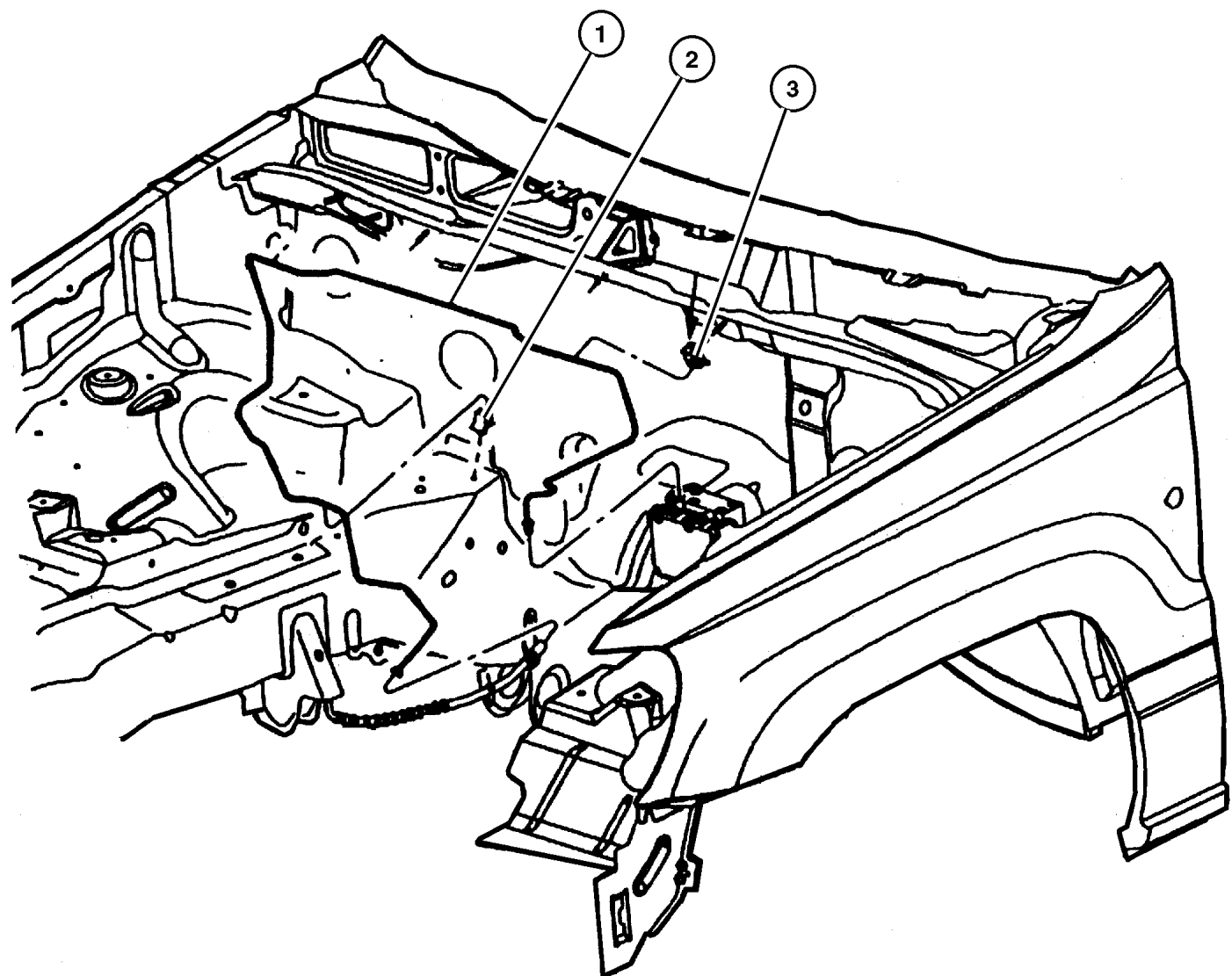
ITEM	PART NUMBER	QTY	LINE	SERIES	BODY	ENGINE	TRANS	DESCRIPTION
------	-------------	-----	------	--------	------	--------	-------	-------------

NOTE:

ER0 = All 4.0L 6 Cyl Gas Engines

EVO = All 4.7L Gas Engines

1	52128 366AB	1						TUBE, Brake
2	5200 9234	3						FASTENER, Push Pin
3	5212 8214	3						CLIP, Brake Line



JEEP GRAND CHEROKEE (WJ)

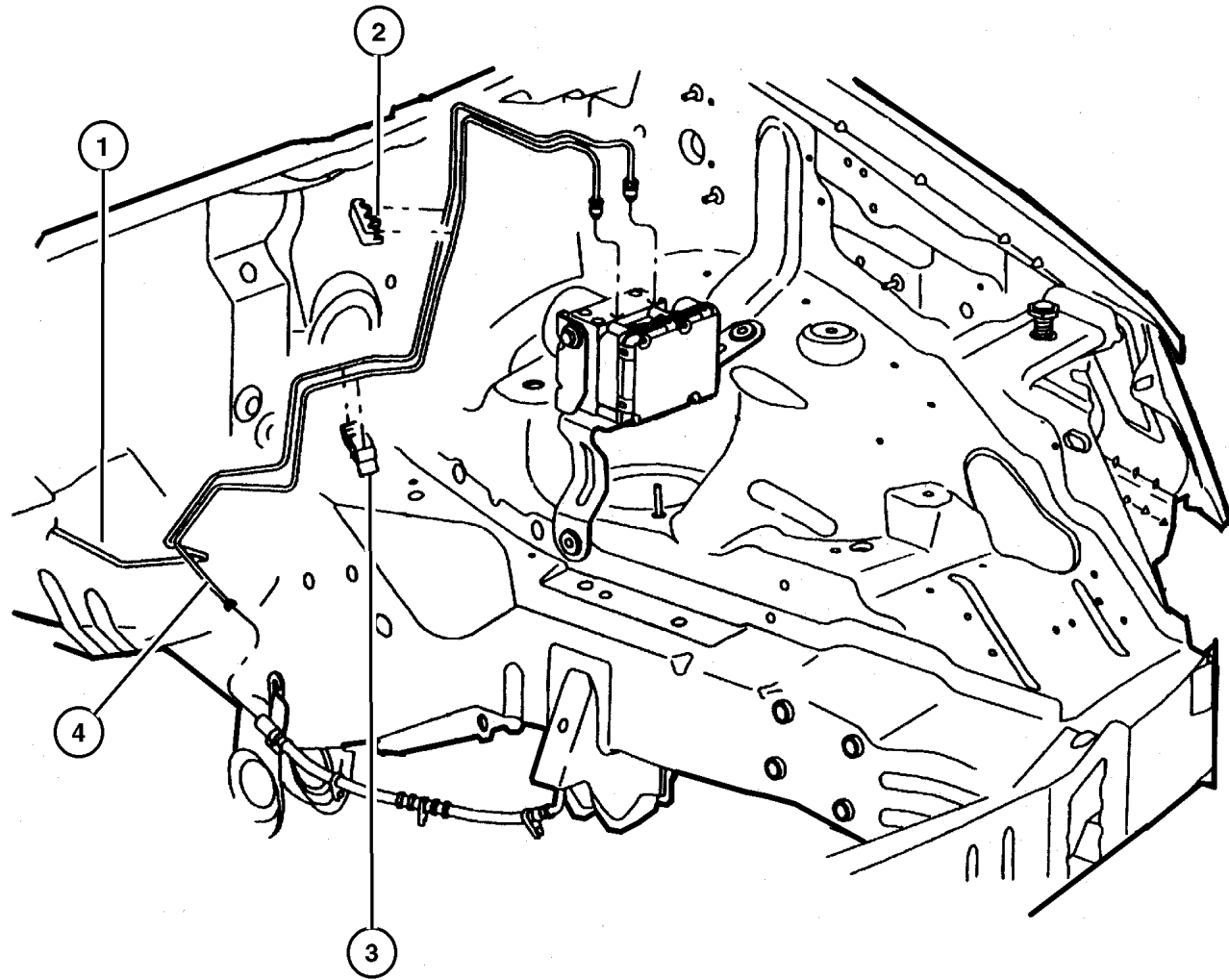
SERIES	LINE	BODY	ENGINE	TRANSMISSION
H = Laredo	J = 4WD	74 = 4 Door	ER0, ERH = 4.0L, Power Tech	DGK = 4 Speed Autm, 42RE
P = Limited	T = 2WD		EVO, EVA = 4.7L, Power Tech	DGQ = 5 Speed Automatic 5-45RFE
				DG0 = All Automatic Transm

AR = Use as required - = Non illustrated part # = New this model year

July 17, 2002

Brakes Lines,Front,Left,and Rear
Figure 005-520

ITEM	PART NUMBER	QTY	LINE	SERIES	BODY	ENGINE	TRANS	DESCRIPTION
1	52128 074AB	1						TUBE, Brake, Rear
2	5200 9163	4						CLIP, Brake Line
3	52128 244AA	1						CLIP, Brake Line
4	52128 077AC	1						TUBE, Brake, Left



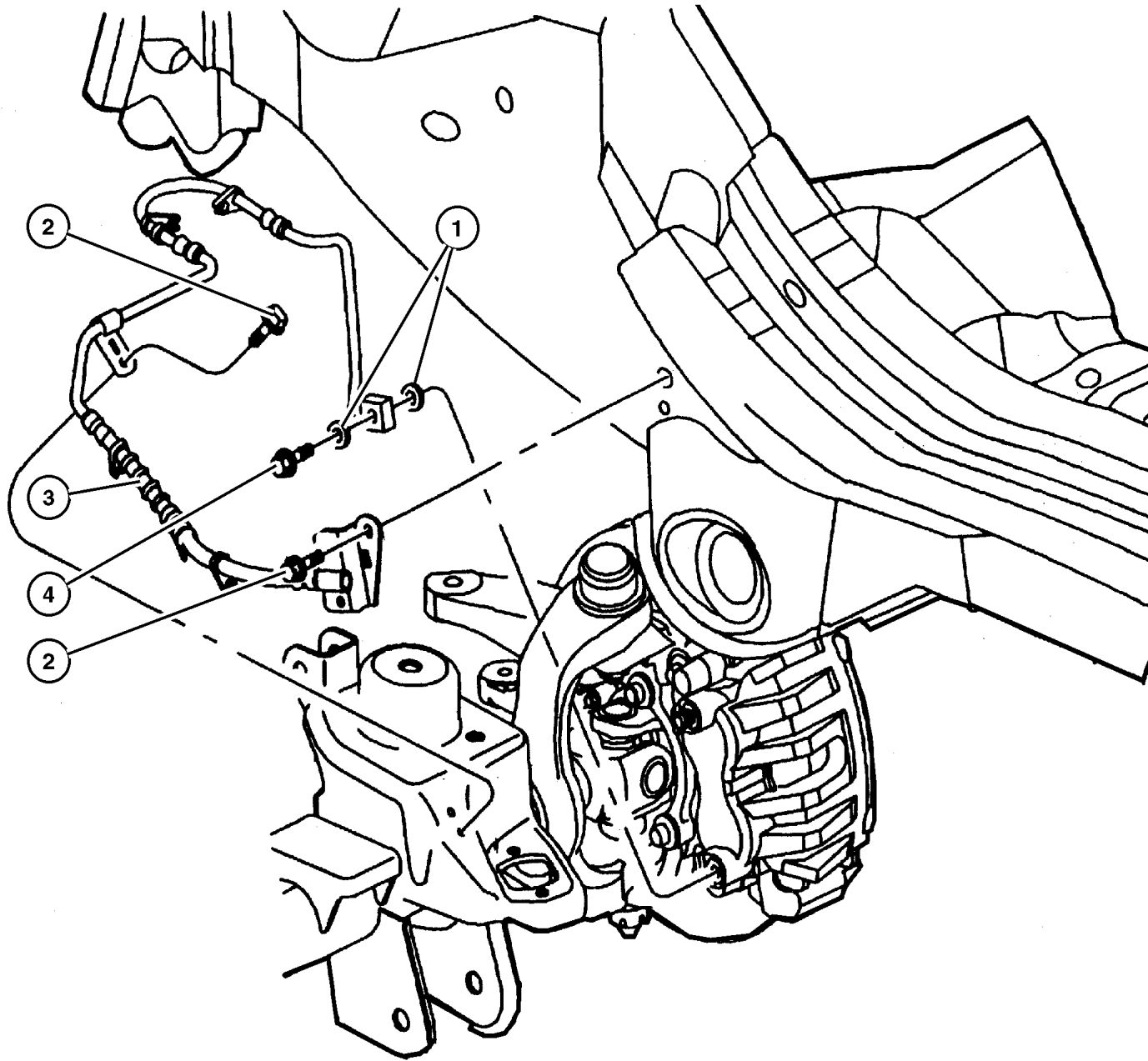
JEEP GRAND CHEROKEE (WJ)

SERIES	LINE	BODY	ENGINE	TRANSMISSION
H = Laredo	J = 4WD	74 = 4 Door	ER0, ERH = 4.0L, Power Tech	DGK = 4 Speed Autm, 42RE
P = Limited	T = 2WD		EV0, EVA = 4.7L, Power Tech	DGQ = 5 Speed Automatic
				5-45RFE
				DG0 = All Automatic Transm

AR = Use as required - = Non illustrated part # = New this model year

July 17, 2002

Front Brake Hose at Caliper
Figure 005-530



ITEM	PART NUMBER	QTY	LINE	SERIES	BODY	ENGINE	TRANS	DESCRIPTION
1	J323 7672	8						GASKET, Brake Hose To Caliper
2								SCREW, Hex Flange Head, M6x1.00x20.00, (NOT SERVICED) (Not Serviced)
3								HOSE, Brake
	52128 092AB	1						Right
	52128 093AB	1						Left
4	J400 6700	4						BOLT, Banjo

JEEP GRAND CHEROKEE (WJ)

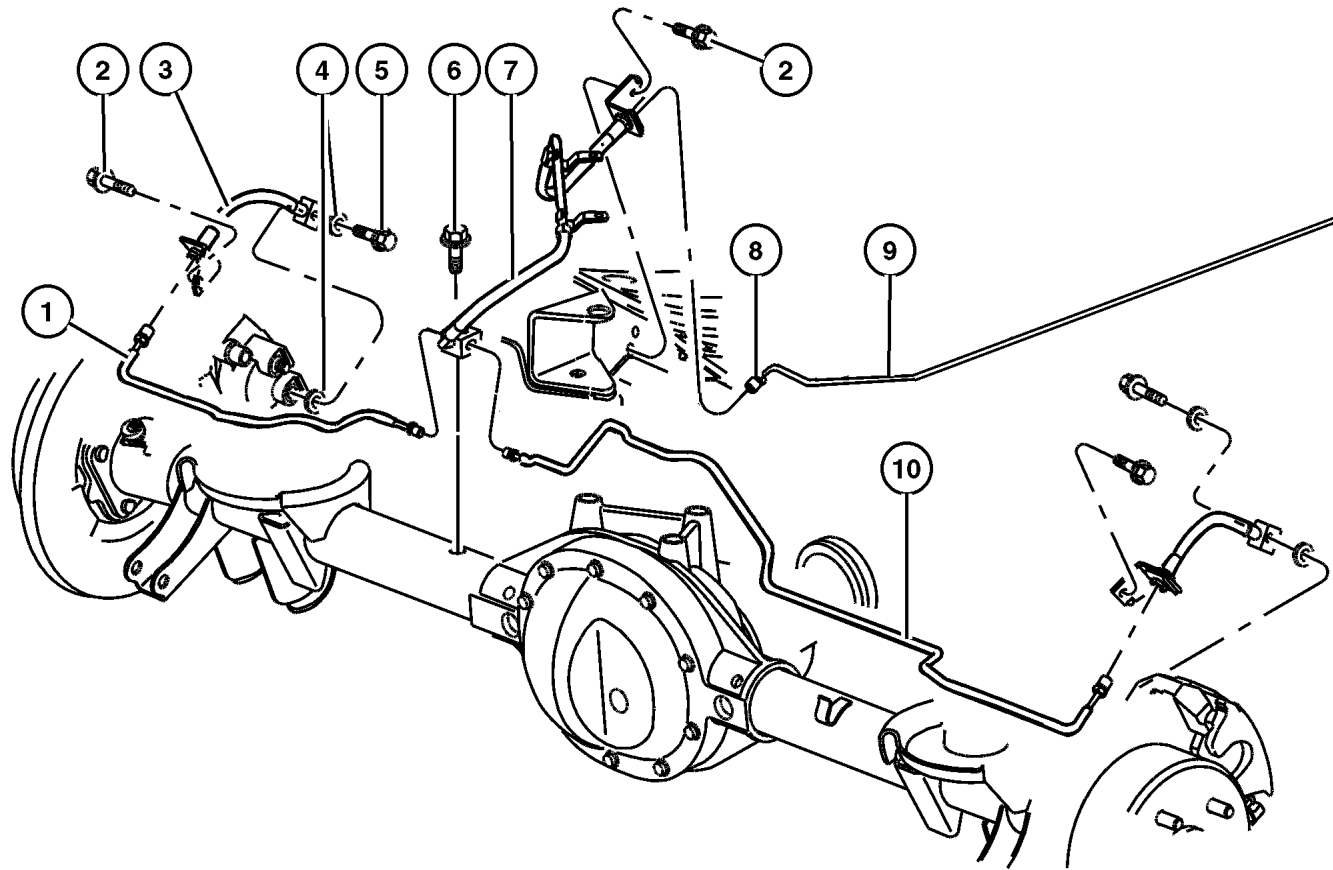
SERIES	LINE	BODY	ENGINE	TRANSMISSION
H = Laredo	J = 4WD	74 = 4 Door	ER0, ERH = 4.0L, Power Tech	DGK = 4 Speed Autm, 42RE
P = Limited	T = 2WD		EV0, EVA = 4.7L, Power Tech	DGQ = 5 Speed Automatic 5-45RFE
				DG0 = All Automatic Transm

AR = Use as required - = Non illustrated part # = New this model year

July 17, 2002

Rear Brake Lines and Hoses
Figure 005-540

ITEM	PART NUMBER	QTY	LINE	SERIES	BODY	ENGINE	TRANS	DESCRIPTION
1	52009 353AB	1						TUBE, Brake, Left
2								SCREW, Hex Flange Head, M6x1.00x20.00, Right and Left, (NOT SERVICED) (Not Serviced)
3								HOSE, Brake
	5212 8094	1						Right
	5212 8095	1						Left
4	J323 7672	8						GASKET, Brake Hose To Caliper, Right & Left
5	J400 6700	4						BOLT, Banjo, Right & Left
6	4137 696	1						SCREW, Brake Tee, .437-20x2.07
7	52128 096AB	1						HOSE, Brake, with Tee, Rear
8	6503 707	1						NUT, Brake Line, Rear
9	52128 074AB	1						TUBE, Brake, Rear
10	52128 439AA	1						TUBE, Brake, Right
-11								SENSOR, Wheel Speed
	56041 308AA	1						Right
	56041 509AA	1						Left



JEEP GRAND CHEROKEE (WJ)

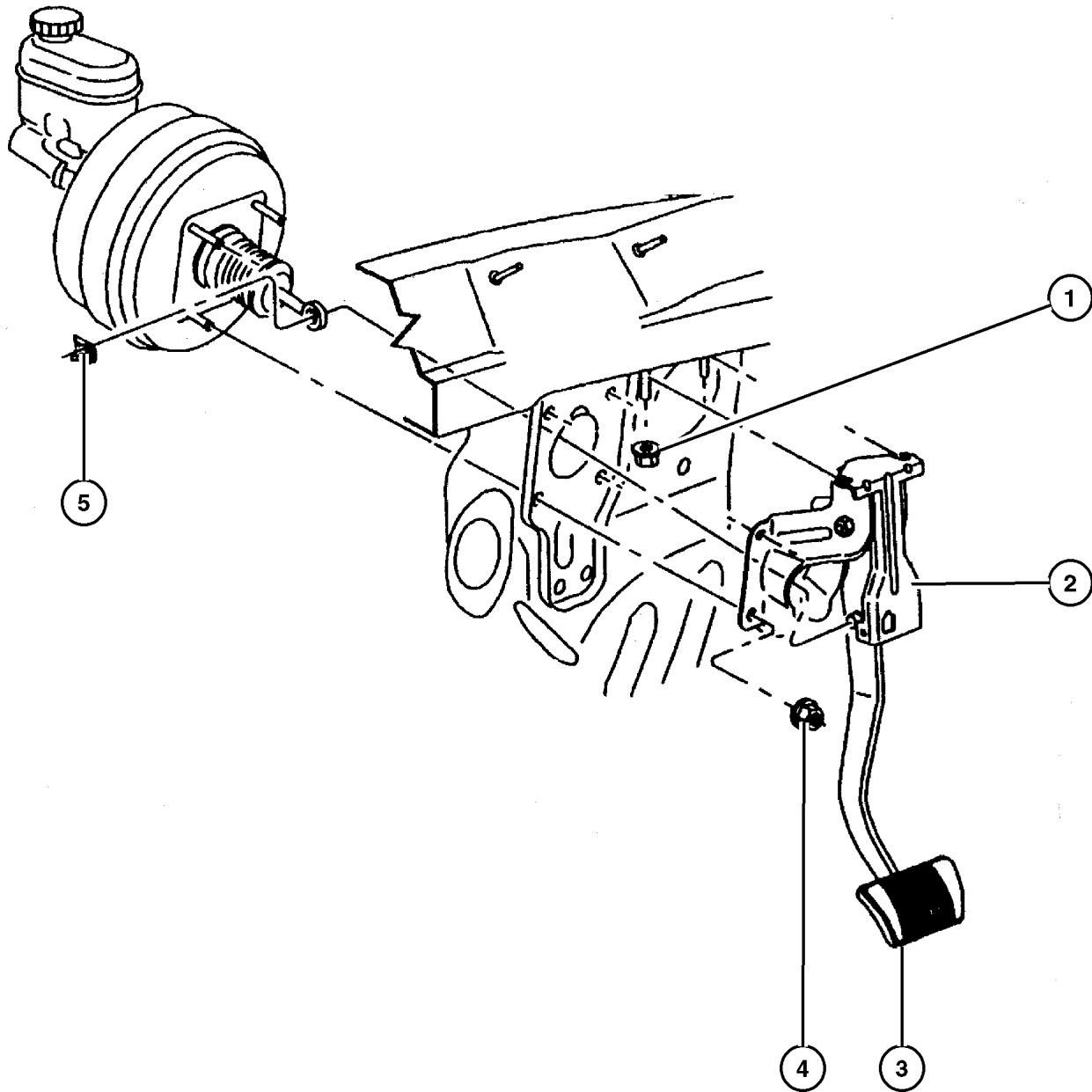
SERIES	LINE	BODY	ENGINE	TRANSMISSION
H = Laredo	J = 4WD	74 = 4 Door	ER0, ERH = 4.0L, Power Tech	DGK = 4 Speed Autm, 42RE
P = Limited	T = 2WD		EV0, EVA = 4.7L, Power Tech	DGQ = 5 Speed Automatic 5-45RFE
				DG0 = All Automatic Transm

AR = Use as required - = Non illustrated part # = New this model year

July 17, 2002

Brake Pedal & Bracket Figure 005-610

ITEM	PART NUMBER	QTY	LINE	SERIES	BODY	ENGINE	TRANS	DESCRIPTION
1	6100 517	2						NUT, Hex Flange Lock, M8 Phosphate
2	52128 148AD	1						PEDAL, Brake
3	4779 027	1						PAD, Pedal
4	6100 517	4						NUT, Hex Flange Lock, M8 Phosphate, Booster Mounting
5	6035 334	1						CLIP, Brake Push Rod



JEEP GRAND CHEROKEE (WJ)

SERIES	LINE	BODY	ENGINE	TRANSMISSION
H = Laredo	J = 4WD	74 = 4 Door	ER0, ERH = 4.0L, Power Tech	DGK = 4 Speed Autm, 42RE
P = Limited	T = 2WD		EV0, EVA = 4.7L, Power Tech	DGQ = 5 Speed Automatic 5-45RFE
				DG0 = All Automatic Transm

AR = Use as required - = Non illustrated part # = New this model year

July 17, 2002

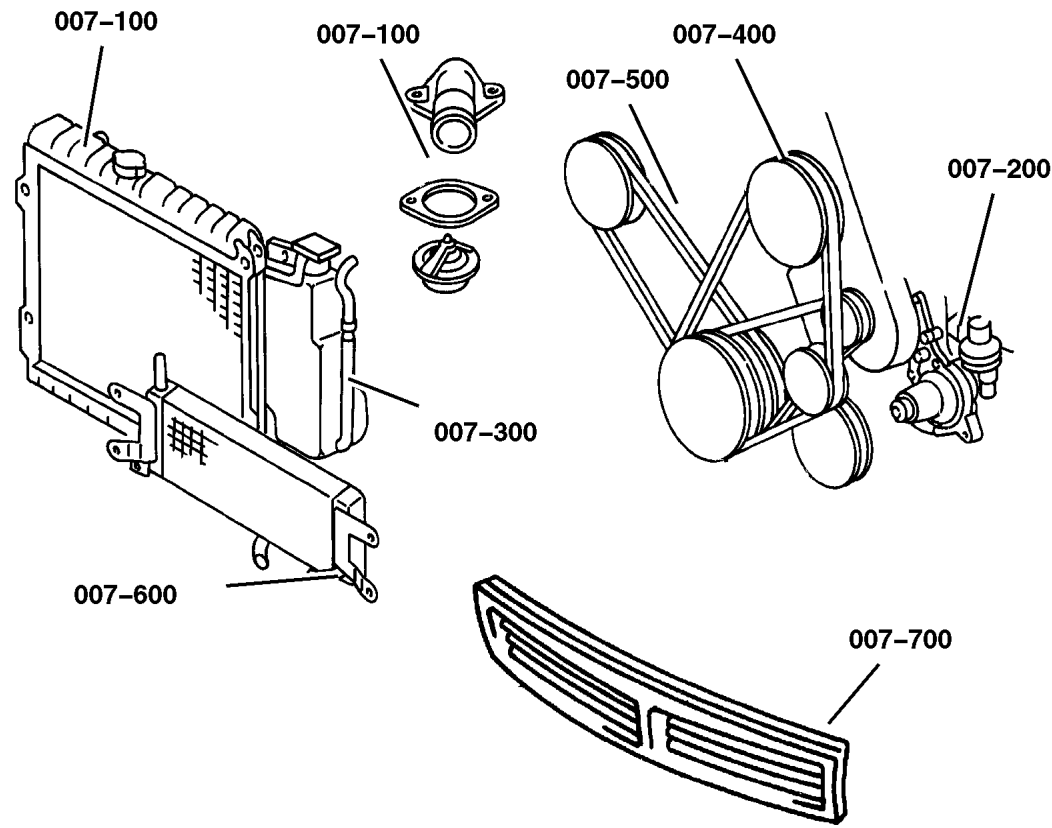
Group – 007

Cooling

GROUP 7 - Cooling

Illustration Title

Group-Fig. No.



Radiator and Related Parts

Radiator and Related Parts 4.0L Engine	Fig. 007-150
Radiator and Related Parts 4.7L Engine	Fig. 007-160
Radiator Upper Support	Fig. 007-170

Water Pump and Related Parts

Water Pump and Related Parts 4.0L Engine	Fig. 007-210
Water Pump and Related Parts 4.7L Engine	Fig. 007-220

Tank, Coolant Engine

Coolant Tank, 4.0,4.7L Engine	Fig. 007-310
-------------------------------------	--------------

Pulleys and Related Parts

Drive Pulleys 4.0L Engine	Fig. 007-420
Drive Pulleys 4.7L Engine	Fig. 007-430

Drive Belts

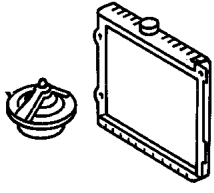
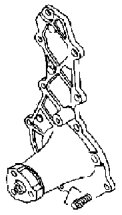

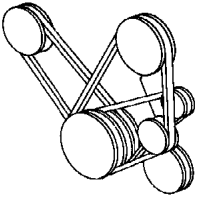

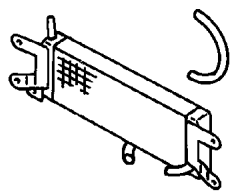
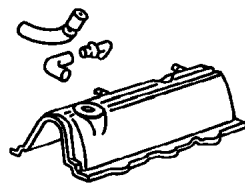
Drive Belts 4.0L and 4.7L Engines	Fig. 007-520
---	--------------

Lines, Transmission Oil Cooler

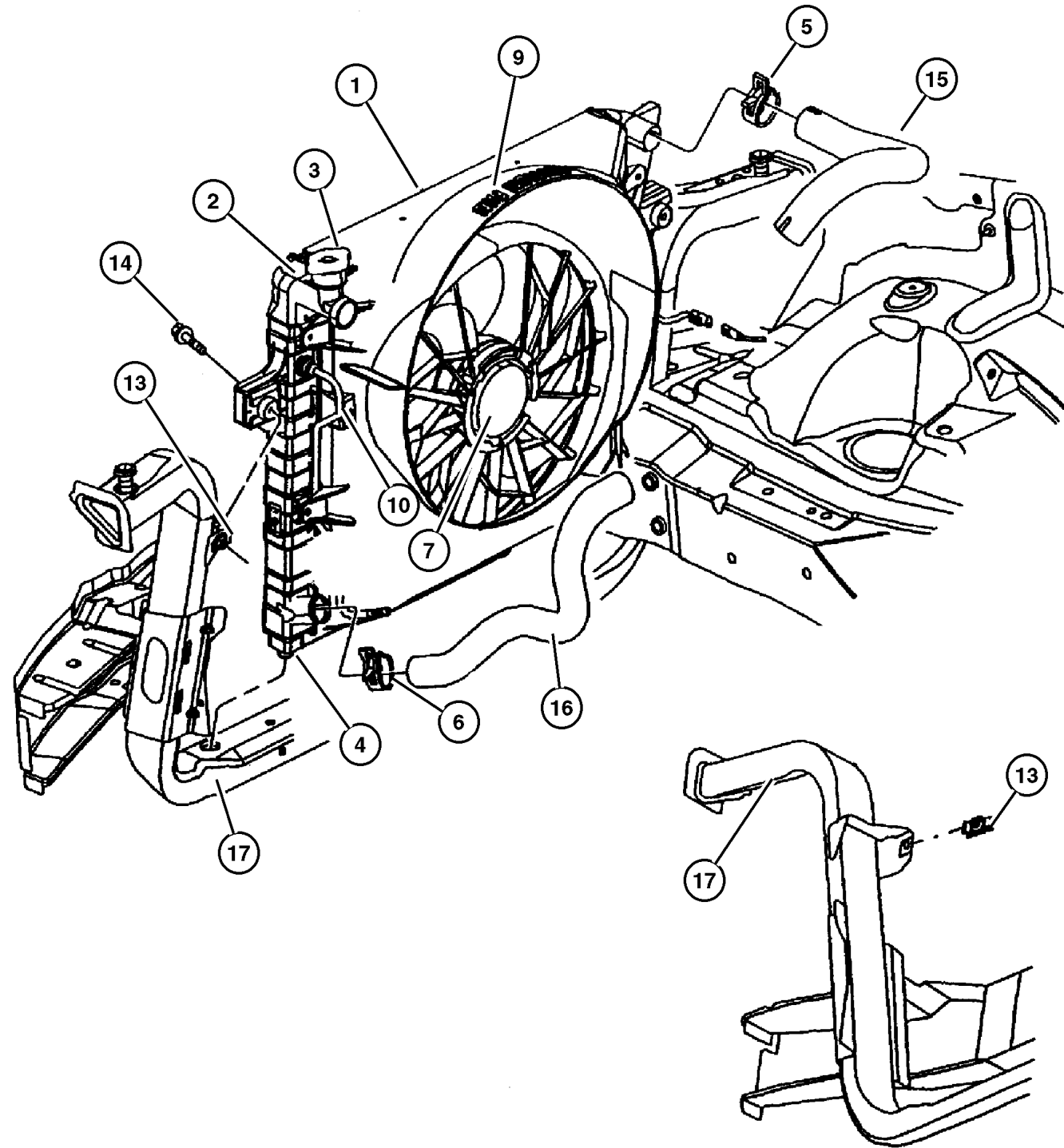
Oil Cooler and Lines 4.0L Engines	Fig. 007-610
Oil Cooler and Lines 4.7L Engine	Fig. 007-620

Grilles

Grille and Related Parts	Fig. 007-720
--------------------------------	--------------

<p>007-100 Radiator and Related Parts</p> 	<p>007-200 Water Pump and Related Parts</p> 	<p>007-300 Tank, Coolant Engine</p> 	<p>007-400 Pulleys and Related Parts</p> 
<p>007-500 Drive Belts</p> 	<p>007-600 Lines, Transmission Oil Cooler</p> 	<p>007-700 Grilles</p> 	

Radiator and Related Parts 4.0L Engine Figure 007-150



ITEM	PART NUMBER	QTY	LINE	SERIES	BODY	ENGINE	TRANS	DESCRIPTION
Note: Sales Code ER0 = 4.0L Engine								
Note: Sales Code DG0 = All Auto Trans								
1	55115 918AB	1				ER0	DG0	CONDENSER, Air Conditioning
2	52079 428AB	1				ER0	DG0	RADIATOR, Engine Cooling
3	52079 799AA	1				ER0	DG0	CAP, Radiator
4								ISOLATOR, Radiator
	5207 9418	2				ER0	DG0	Right
	5207 9419	2				ER0	DG0	Left
5	52079 632AA	1				ER0	DG0	CLAMP, Oil Cooler Tube
6	52079 632AA	1				ER0	DG0	CLAMP, Oil Cooler Tube
7	52079 528AB	1				ER0	DG0	FAN, Cooling
-8	5207 9443	1				ER0		VISCOUS CLUTCH, Fan Drive
9	52079 489AB	1				ER0	DG0	SHROUD, Fan
10								TUBE, Oil Cooler
	52079 432AB	1				ER0	DG0	Pressure
	52079 753AB	1				ER0	DG0	Return
-11	5207 9430	1				ER0	DG0	SEAL, Radiator Condenser
-12								SEAL, Radiator
	5511 5922	1				ER0	DG0	Right
	5511 5923	1				ER0	DG0	Left
13	6505 172AA	4				ER0	DG0	U-NUT, M6x1.00
14	6102 117AA	4				ER0	DG0	SCREW AND WASHER, Hex Head, M6x1x20
15	52079 406AC	1				ER0		HOSE, Radiator Inlet
16	52079 401AB	1				ER0		HOSE, Radiator Outlet
17	5513 5870	1						CROSSMEMBER, Radiator
-18	53020 547AB	1				ER0		GASKET, Thermostat
-19	5300 6192	1				ER0		HOUSING, Thermostat
-20	5202 8186	1				ER0		THERMOSTAT, 195 Degrees

JEEP GRAND CHEROKEE (WJ)

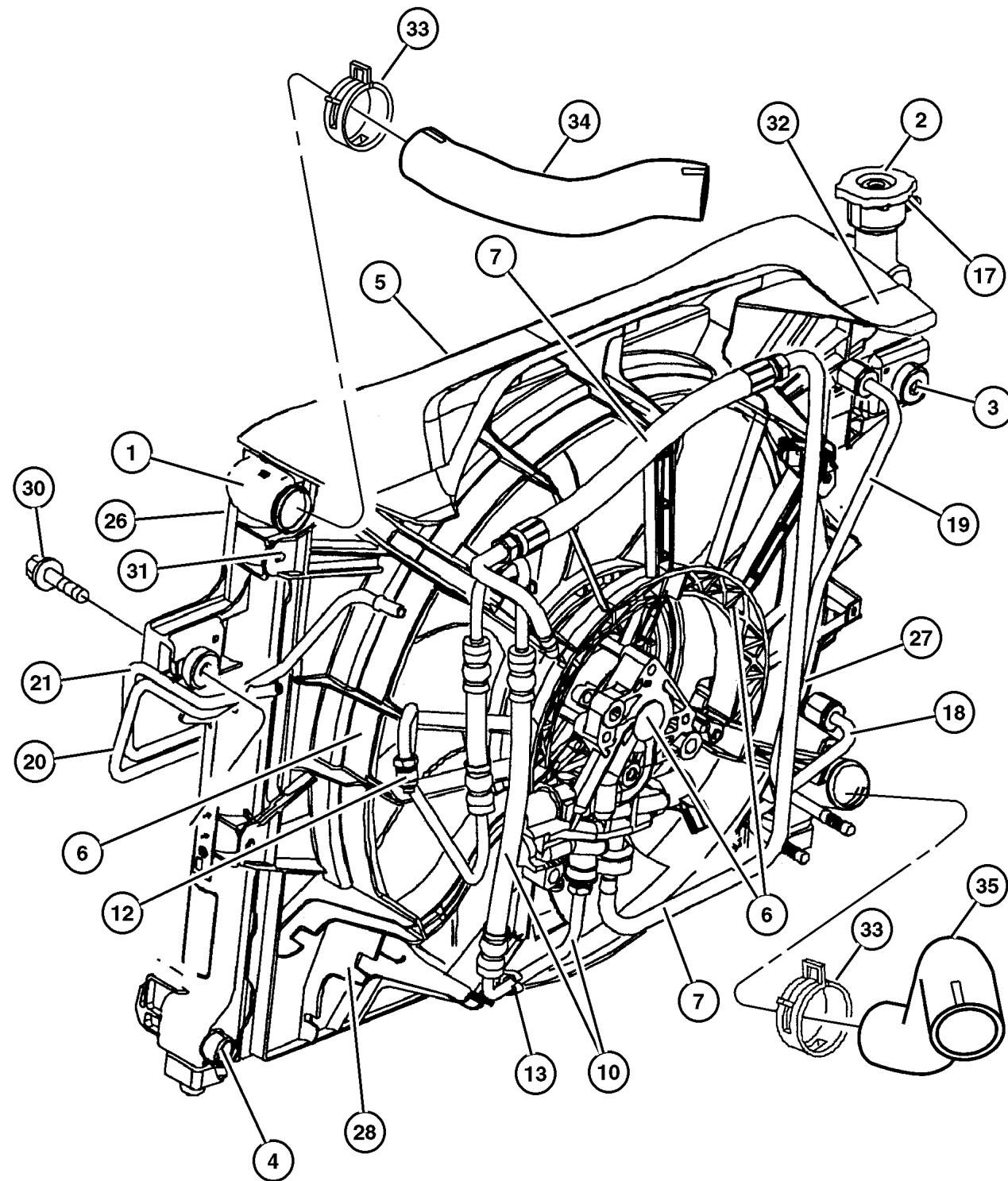
SERIES	LINE	BODY	ENGINE	TRANSMISSION
H = Laredo	J = 4WD	74 = 4 Door	ER0, ERH = 4.0L, Power Tech	DGK = 4 Speed Autm, 42RE
P = Limited	T = 2WD		EV0, EVA = 4.7L, Power Tech	DGQ = 5 Speed Automatic 5-45RFE
				DG0 = All Automatic Transm

AR = Use as required - = Non illustrated part # = New this model year

July 17, 2002

Radiator and Related Parts 4.7L Engine Figure 007-160

ITEM	PART NUMBER	QTY	LINE	SERIES	BODY	ENGINE	TRANS	DESCRIPTION
Note:								
ERO = All 4.0L Engines								
EVO = All 4.7L Engine								
DG4 = Multi - Speed Auto Trans.								
1	#52079 883AB	1				EVO		RADIATOR, Engine Cooling
2	52079 778AA	1				EVO		CAP, Radiator
3	5207 9419	2				EVO		ISOLATOR, Radiator Upper
	#52079 884AA	2				EVO		Sides
4	5202 8466	1				EVO		DRAINCOCK, Radiator
5	55115 918AB	1				EVO		CONDENSER, Air Conditioning
6	#52079 860AA	1				EVO		SHROUD, Fan, Contains: Fan, Motor and Shroud
7	#5019 708AA	1				EVO		HOSE PACKAGE, Hydraulic Fan
-8	#52088 914AA	1				EVO		FITTING, Quick Disconnect
-9	#5019 705AA	1				EVO		O RING
10	#52089 505AB	1				EVO		HOSE, Power Steering Pressure
-11								NUT, M16x1.5, (NOT SERVICED) (Not Serviced)
12	5205 254	2				EVO		O RING, Power Steering Hose
13	#52079 929AB	2				EVO		CLIP, Line
-14	#52080 135AA	1				EVO		HARNES, Jumper
-15	52079 632AA	1				EVO		CLAMP, Oil Cooler Tube
-16	4026 139	1				EVO		HOSE, Oil Cooler
17								HOSE, Drain, (NOT SERVICED) (Not Serviced)
18	#52079 861AA	1				EVO		TUBE, Oil Cooler, Cooling, Pressure
19	#52079 862AA	1				EVO		TUBE, Oil Cooler, Cooling, Return
20	#52079 892AB	1				EVO		TUBE, Oil Cooler, Power Steering, Pressure
21	#52079 893AB	1				EVO		TUBE, Oil Cooler, Power Steering, Return
-22	#52079 948AA	1				EVO		COOLER, Power Steering
-23	52079 414AB	AR				EVO		COOLER, Auxiliary Oil
-24	6035 358	1				EVO		CLIP, Oil Cooler Tube
-25	4546 594	1				EVO		SLEEVE, Braided Expandable
26	#52079 886AA	1				EVO		SEAL, Radiator Condenser
27	#52079 887AA	1				EVO		SEAL, Radiator, Left
28	#52079 888AA	1				EVO		SEAL, Radiator, Right
-29	6505 172AA	4				EVO		U-NUT, M6x1.00
30	6102 117AA	4				EVO		SCREW AND WASHER, Hex Head, M6x1x20
31	J400 4262	4				EVO		PIN, Push, .15x.41
32	5303 0960	1				EVO		LABEL, Belt Routing



JEEP GRAND CHEROKEE (WJ)

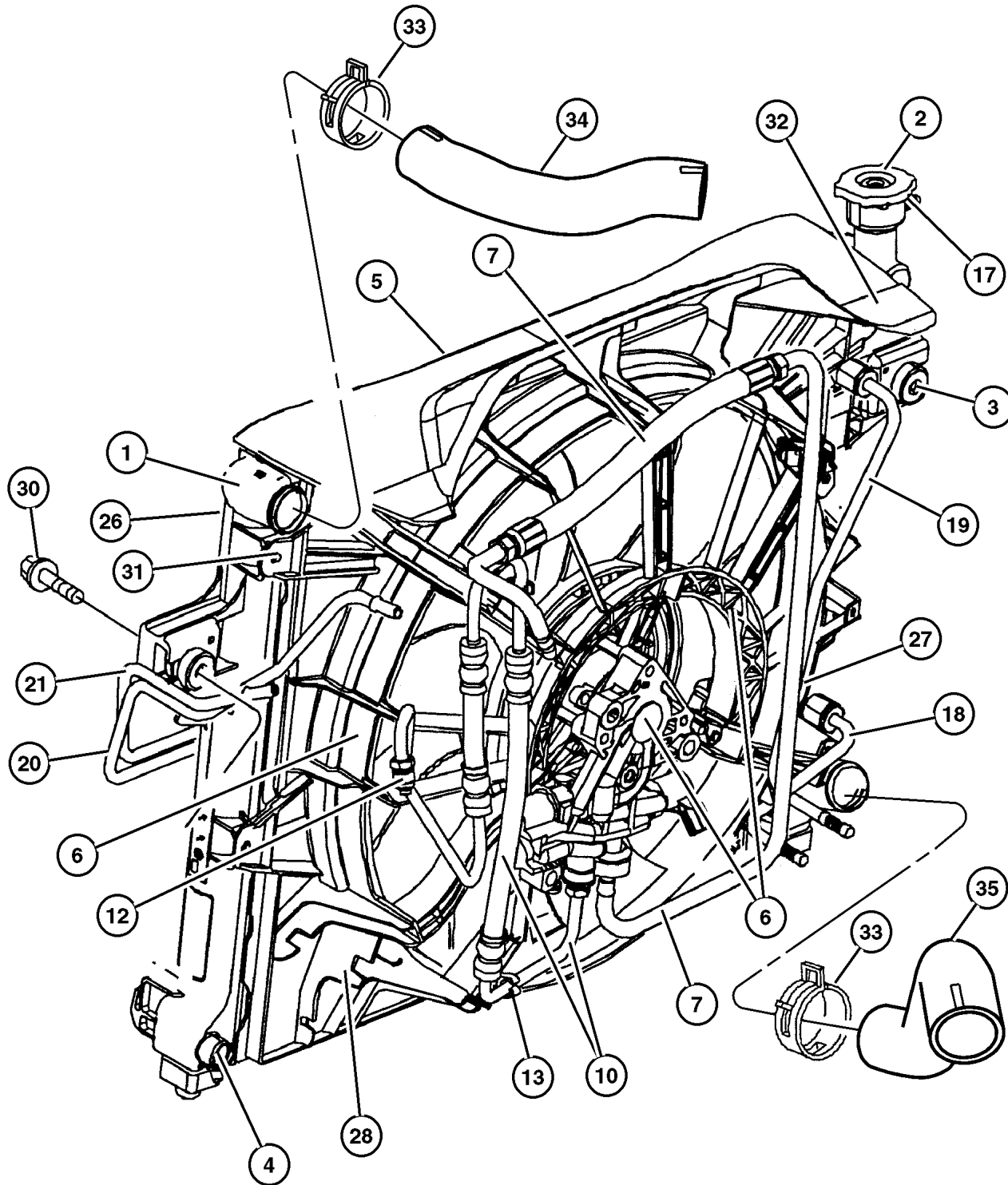
SERIES	LINE	BODY	ENGINE	TRANSMISSION
H = Laredo	J = 4WD	74 = 4 Door	ERO, ERH = 4.0L, Power Tech	DGK = 4 Speed Autm, 42RE
P = Limited	T = 2WD		EVO, EVA = 4.7L, Power Tech	DGQ = 5 Speed Automatic 5-45RFE DG0 = All Automatic Transm

AR = Use as required - = Non illustrated part # = New this model year

July 17, 2002

Radiator and Related Parts 4.7L Engine Figure 007-160

ITEM	PART NUMBER	QTY	LINE	SERIES	BODY	ENGINE	TRANS	DESCRIPTION
33	5200 5580	1				ER0, EVO		CLAMP, Hose to Radiator
34	#52079 872AA	1				EVO		HOSE, Radiator Inlet
35	#52079 873AA	1				EVO		HOSE, Radiator Outlet
-36								BRACKET, Radiator
	5513 6170	1						Right
	5513 6171	1						Left



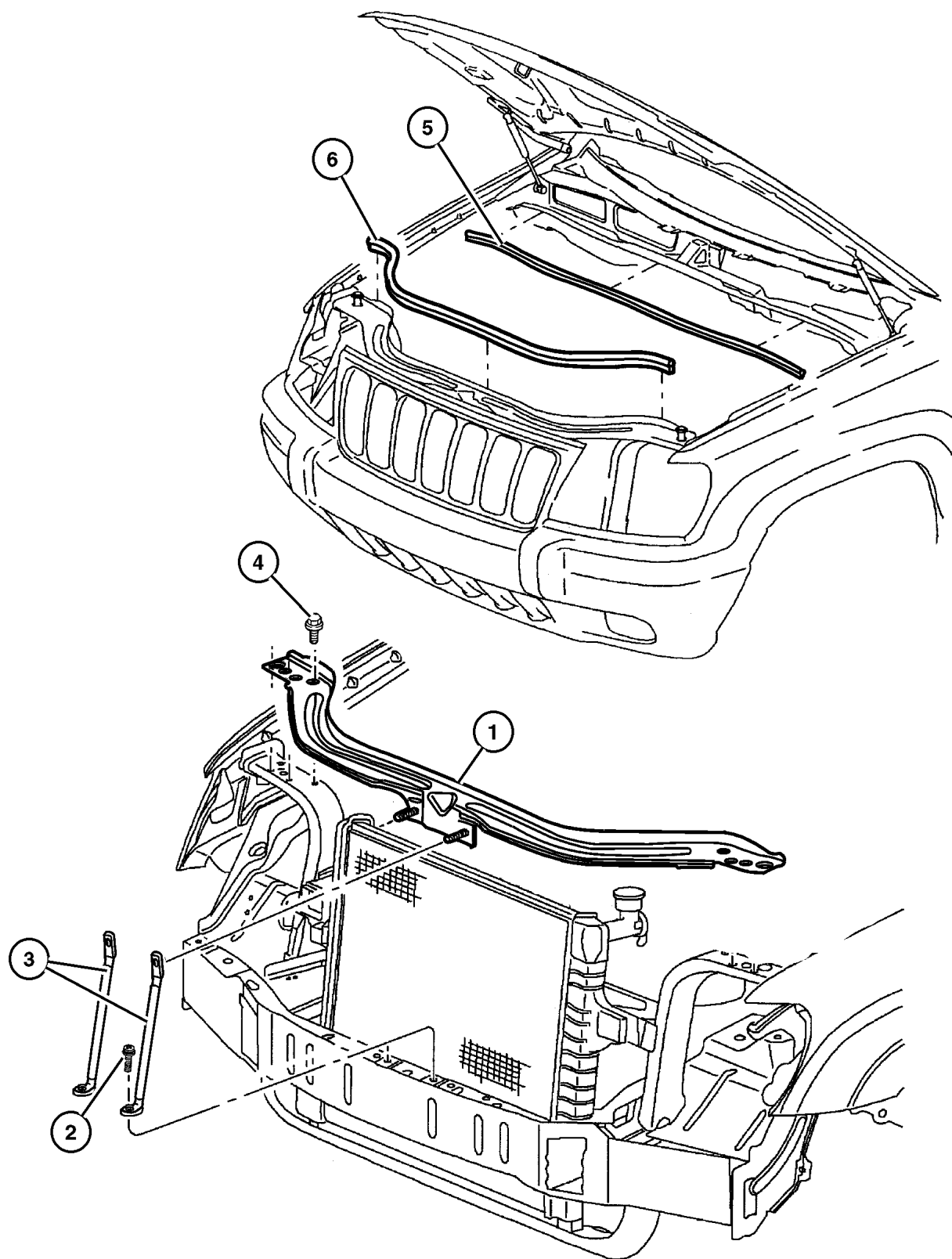
JEEP GRAND CHEROKEE (WJ)

SERIES	LINE	BODY	ENGINE	TRANSMISSION
H = Laredo	J = 4WD	74 = 4 Door	ER0, ERH = 4.0L, Power Tech	DGK = 4 Speed Autm, 42RE
P = Limited	T = 2WD		EVO, EVA = 4.7L, Power Tech	DGQ = 5 Speed Automatic 5-45RFE
				DG0 = All Automatic Transm

AR = Use as required - = Non illustrated part # = New this model year

July 17, 2002

Radiator Upper Support Figure 007-170



ITEM	PART NUMBER	QTY	LINE	SERIES	BODY	ENGINE	TRANS	DESCRIPTION
1	5207 9416	1						CROSSMEMBER, Radiator
2	6503 267	2						SCREW, Round Head, M6x1x25
3	5513 6273	2						BRACE, Radiator Crossmember
4	6505 814AA	4						SCREW, M8x1.25x20
5	55135 392AB	1						SEAL, Hood To Plenum
6	55135 398AB	1						SEAL, Hood

JEEP GRAND CHEROKEE (WJ)

SERIES	LINE	BODY	ENGINE	TRANSMISSION
H = Laredo	J = 4WD	74 = 4 Door	ER0, ERH = 4.0L, Power Tech	DGK = 4 Speed Autm, 42RE
P = Limited	T = 2WD		EV0, EVA = 4.7L, Power Tech	DGQ = 5 Speed Automatic 5-45RFE
				DG0 = All Automatic Transm

AR = Use as required - = Non illustrated part # = New this model year

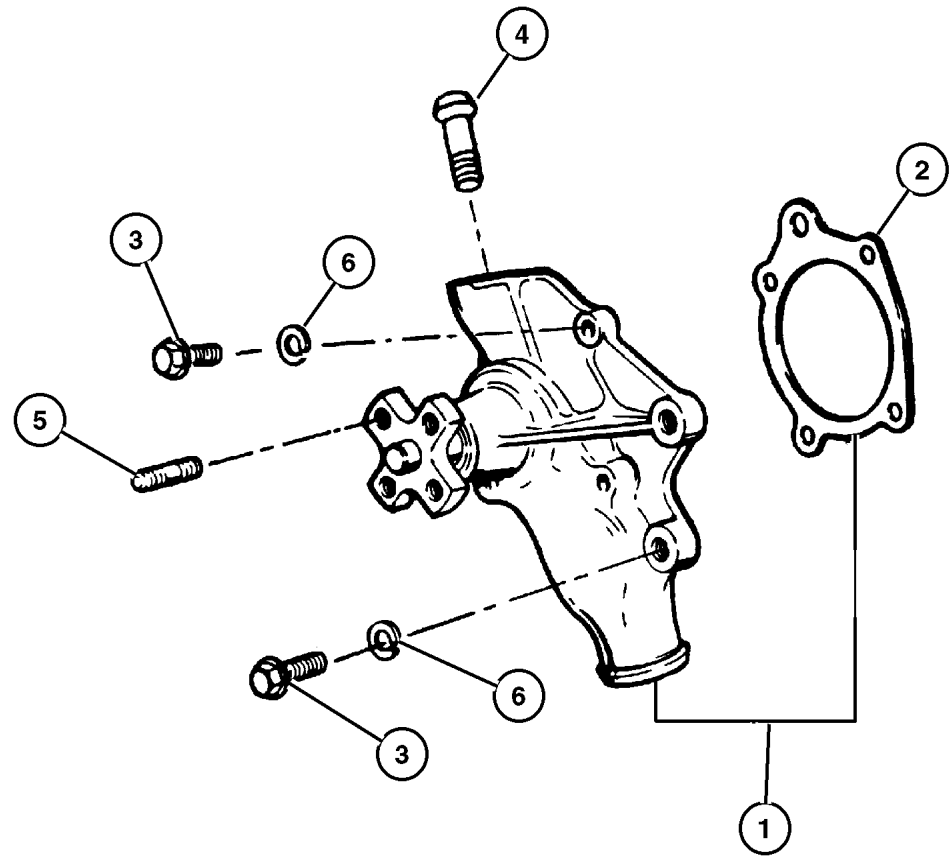
July 17, 2002

Water Pump and Related Parts 4.0L Engine
Figure 007-210

ITEM	PART NUMBER	QTY	LINE	SERIES	BODY	ENGINE	TRANS	DESCRIPTION
------	-------------	-----	------	--------	------	--------	-------	-------------

Note: Sales Code ER0 = 4.0L Engine

1	5012 366AA	1				ER0		PUMP PACKAGE, Water
2	5301 0419	1				ER0		GASKET, Water Pump
3								SCREW AND WASHER, Hex Head, .312-18x1.75, (NOT SERVICED) (Not Serviced)
4	5300 7978	1				ER0		TUBE, Water Pump Heater Return
5								STUD, .312-18/.312-24x1.250, (NOT SERVICED) (Not Serviced)
6	5013 014AA	1	J			ER0		WASHER



JEEP GRAND CHEROKEE (WJ)

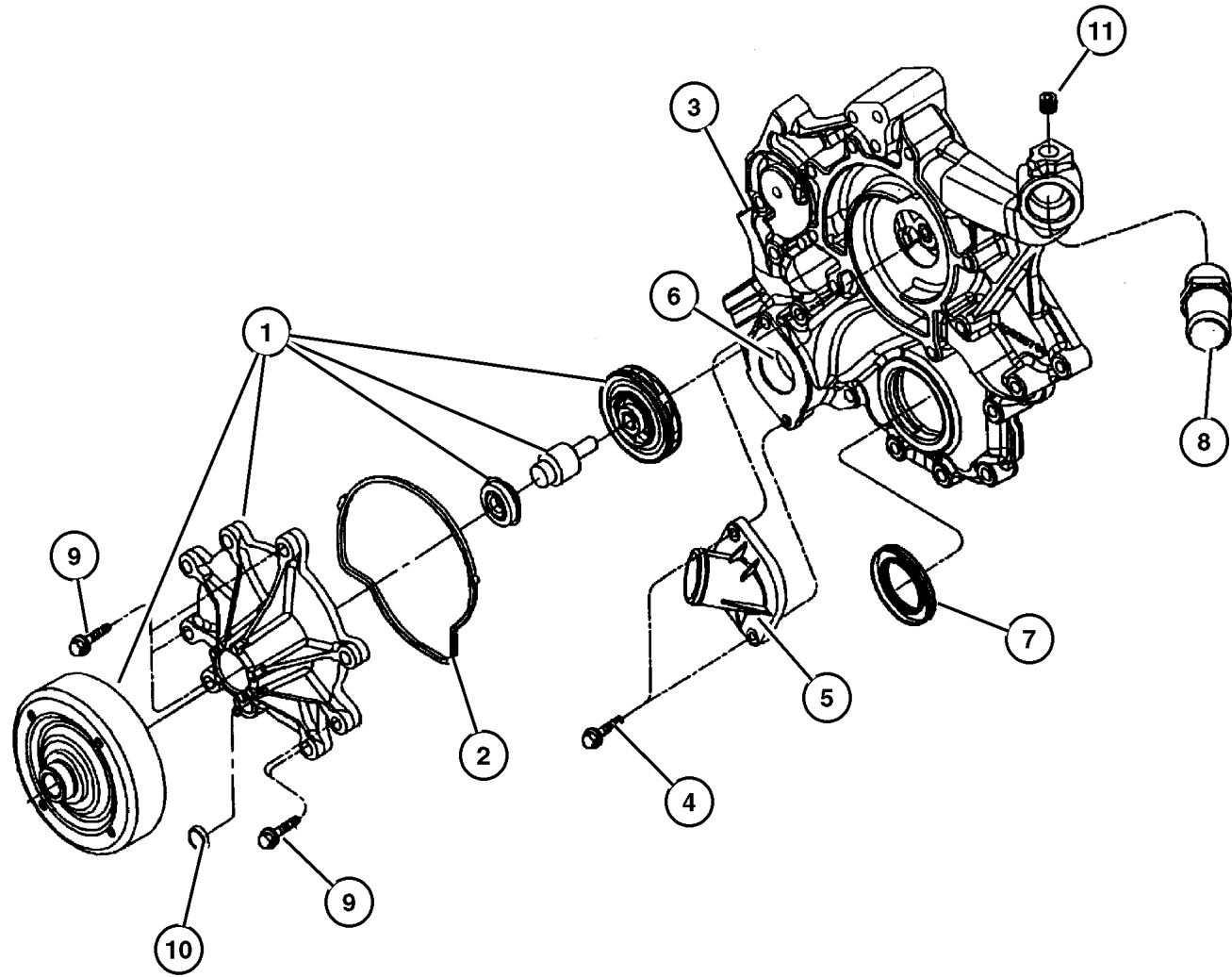
SERIES	LINE	BODY	ENGINE	TRANSMISSION
H = Laredo	J = 4WD	74 = 4 Door	ER0, ERH = 4.0L, Power Tech	DGK = 4 Speed Autm, 42RE
P = Limited	T = 2WD		EV0, EVA = 4.7L, Power Tech	DGQ = 5 Speed Automatic 5-45RFE
				DG0 = All Automatic Transm

AR = Use as required - = Non illustrated part # = New this model year

July 17, 2002

Water Pump and Related Parts 4.7L Engine
Figure 007-220

ITEM	PART NUMBER	QTY	LINE	SERIES	BODY	ENGINE	TRANS	DESCRIPTION
Note: Sales Code EVO = 4.7L Engine								
1	53020 873AC	1				EVO		PUMP, Water
2	5302 0865	1				EVO		GASKET, Water Pump
3	6035 854	2				EVO		FITTING, Y-Style
4	6505 502AA	2				EVO		SCREW
5	53020 887AB	1				EVO		HOUSING, Thermostat
6	52079 476AB	1				EVO		THERMOSTAT, with Seal
7	5302 0790	1				EVO		SEAL, Crankshaft Oil, Front
8	6035 961AA	1				EVO		PIPE FITTING, Chain Case Cover, .375-18x2
9								SCREW, M6x1x25, (NOT SERVICED) (Not Serviced)
10								PLUG, (NOT SERVICED) (Not Serviced)
11								PLUG, (NOT SERVICED) (Not Serviced)



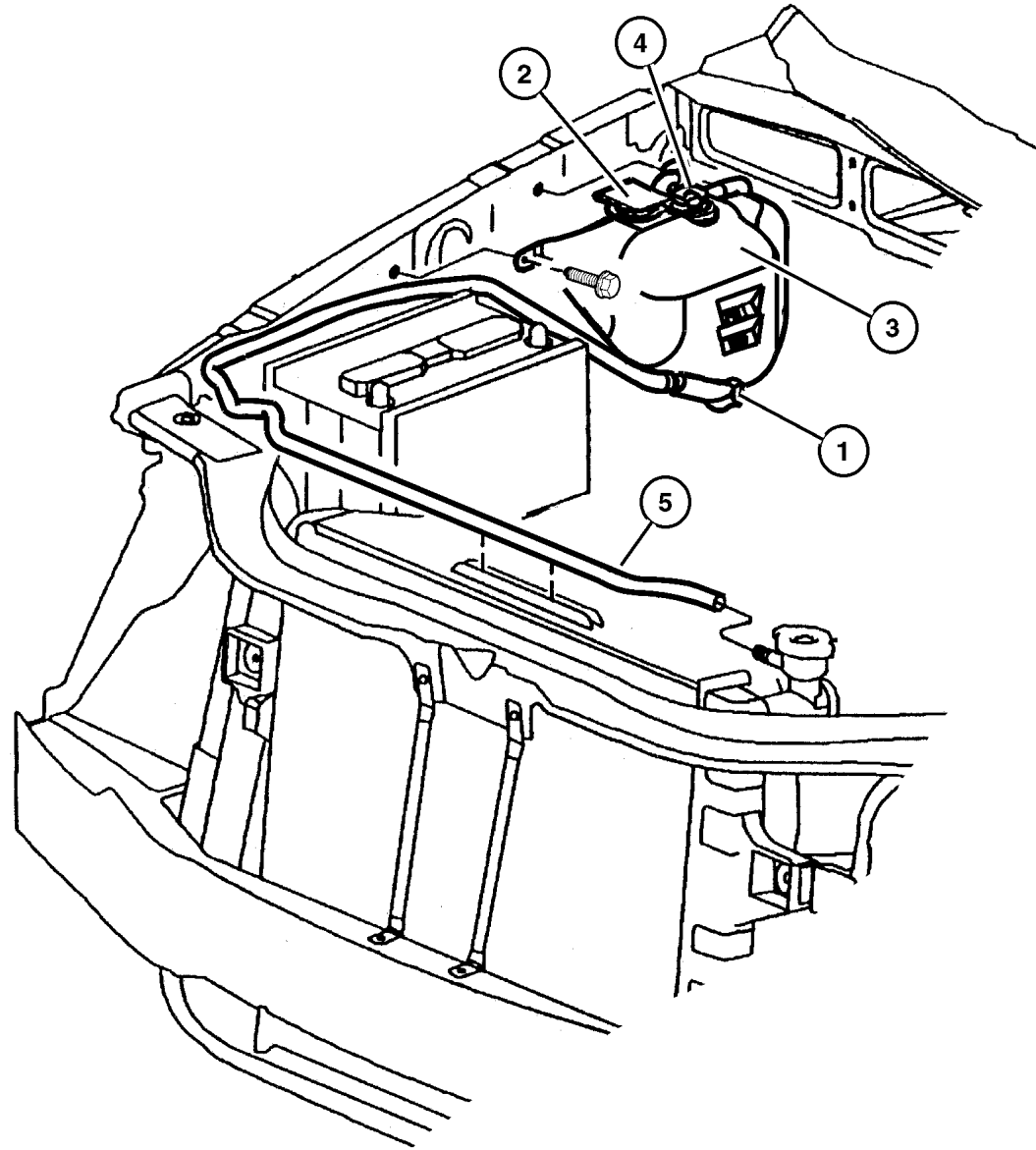
JEEP GRAND CHEROKEE (WJ)

SERIES	LINE	BODY	ENGINE	TRANSMISSION
H = Laredo	J = 4WD	74 = 4 Door	ER0, ERH = 4.0L, Power Tech	DGK = 4 Speed Autm, 42RE
P = Limited	T = 2WD		EVO, EVA = 4.7L, Power Tech	DGQ = 5 Speed Automatic 5-45RFE
				DG0 = All Automatic Transm

AR = Use as required - = Non illustrated part # = New this model year

July 17, 2002

**Coolant Tank, 4.0,4.7L Engine
Figure 007-310**



ITEM	PART NUMBER	QTY	LINE	SERIES	BODY	ENGINE	TRANS	DESCRIPTION
Note: Sales Code ER0 = 4.0L Engine								
Note: Sales Code EV0 = 4.7L Engine								
1	5202 8254	1				ER0 EV0		GROMMET
2	5207 9331	1				ER0 EV0		CAP, Coolant Reserve Tank
3	52079 461AB	1				ER0 EV0		BOTTLE, Coolant Recovery
4	5207 9468	1				ER0 EV0		SENSOR, Coolant Level
5	4026 148	1				ER0 EV0		HOSE, Coolant Reserve Tank

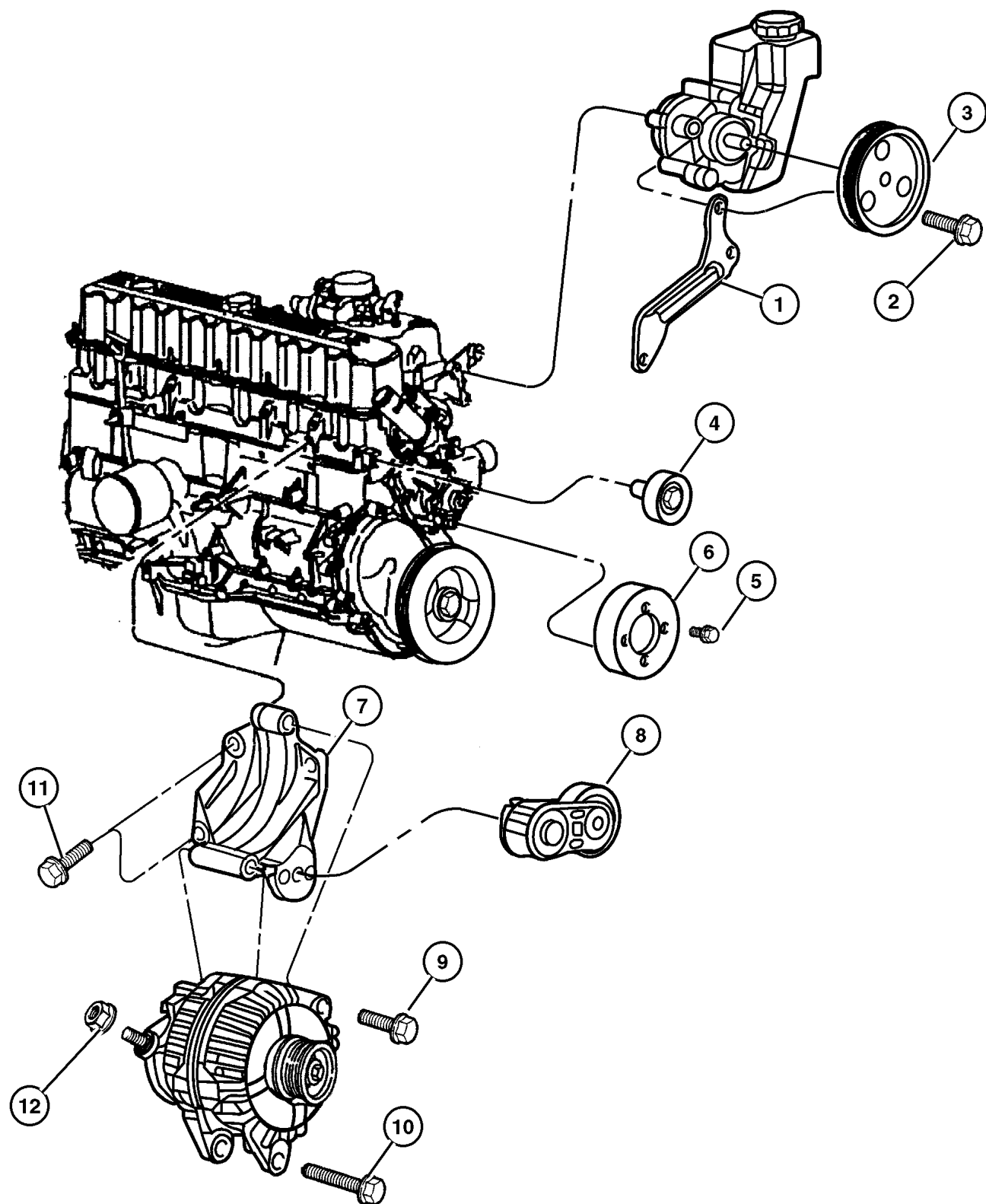
JEEP GRAND CHEROKEE (WJ)

SERIES	LINE	BODY	ENGINE	TRANSMISSION
H = Laredo	J = 4WD	74 = 4 Door	ER0, ERH = 4.0L, Power Tech	DGK = 4 Speed Autm, 42RE
P = Limited	T = 2WD		EV0, EVA = 4.7L, Power Tech	DGQ = 5 Speed Automatic 5-45RFE
				DG0 = All Automatic Transm

AR = Use as required - = Non illustrated part # = New this model year

July 17, 2002

Drive Pulleys 4.0L Engine Figure 007-420



ITEM	PART NUMBER	QTY	LINE	SERIES	BODY	ENGINE	TRANS	DESCRIPTION
Note: Sales Code								
ER0 = All 4.0L Engines								
EVO = All 4.7L Engines								
1	4854 157	1				ER0		BRACE, Power Steering Pump
2	6502 425	3				ER0		SCREW AND WASHER, Hex Head, M8x1.25x95
3	53010 258AB	1				ER0, EVO		PULLEY, Power Steering Pump
4	4854 092	1				ER0		PULLEY, Idler
5	6034 860	4				ER0		BOLT AND WASHER, Implement Attaching
6	4854 032	1				ER0		PULLEY, Water Pump
7	4854 026	1				ER0		BRACKET, Alternator
8	4854 089	1				ER0		TENSIONER, Alternator Belt
9	6505 488AA	1				ER0		SCREW AND WASHER, Hex
10	6504 344	1				ER0		SCREW AND WASHER, Hex Head
11	0154 854AA	4				ER0		SCREW AND WASHER, Hex
12								NUT, M8x1.25, (NOT SERVICED) (Not Serviced)

JEEP GRAND CHEROKEE (WJ)

SERIES	LINE	BODY	ENGINE	TRANSMISSION
H = Laredo	J = 4WD	74 = 4 Door	ER0, ERH = 4.0L, Power Tech	DGK = 4 Speed Autm, 42RE
P = Limited	T = 2WD		EVO, EVA = 4.7L, Power Tech	DGQ = 5 Speed Automatic 5-45RFE
				DG0 = All Automatic Transm

AR = Use as required - = Non illustrated part # = New this model year

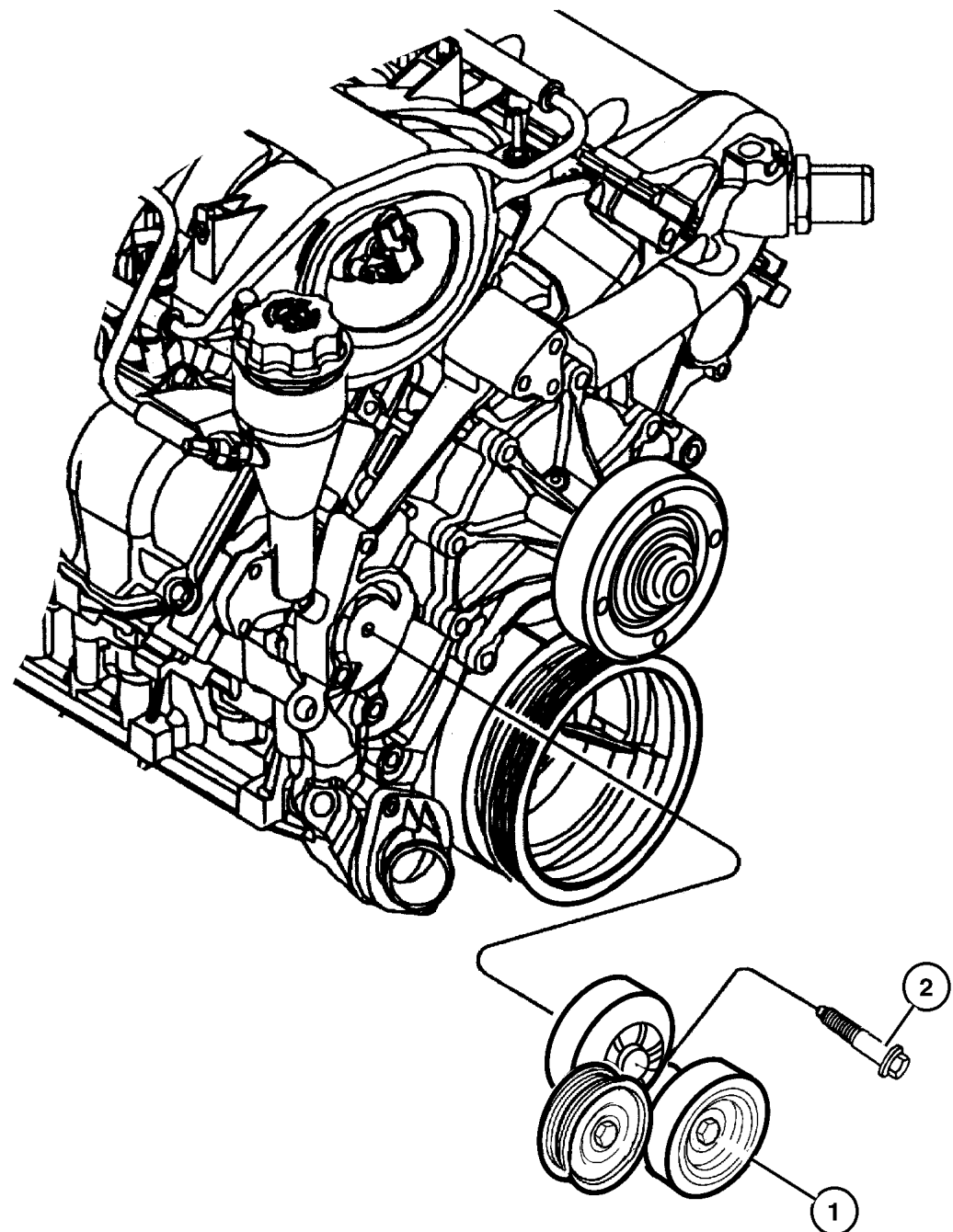
July 17, 2002

Drive Pulleys 4.7L Engine
Figure 007-430

ITEM	PART NUMBER	QTY	LINE	SERIES	BODY	ENGINE	TRANS	DESCRIPTION
------	-------------	-----	------	--------	------	--------	-------	-------------

Note: Sales Code EVO = 4.7L Engine

1	5303 0958	1				EVO		TENSIONER, Alternator Belt
2	6504 930AA	1				EVO		SCREW AND WASHER, Hex Head, M10x1.5x70



JEEP GRAND CHEROKEE (WJ)				TRANSMISSION
SERIES	LINE	BODY	ENGINE	
H = Laredo	J = 4WD	74 = 4 Door	ER0, ERH = 4.0L, Power Tech	DGK = 4 Speed Autm, 42RE
P = Limited	T = 2WD		EVO, EVA = 4.7L, Power Tech	DGQ = 5 Speed Automatic 5-45RFE
				DG0 = All Automatic Transm

AR = Use as required - = Non illustrated part # = New this model year

July 17, 2002

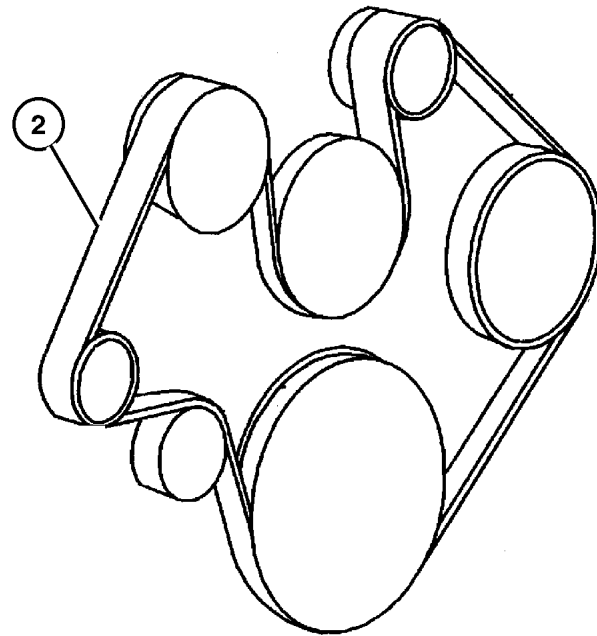
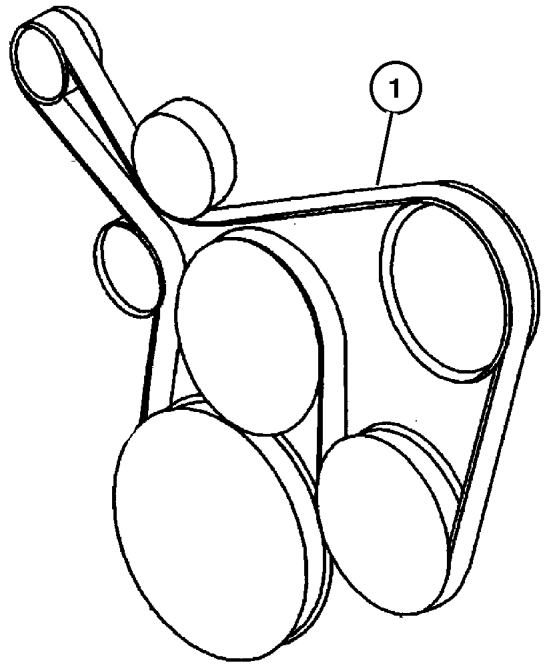
**Drive Belts 4.0L and 4.7L Engines
Figure 007-520**

ITEM	PART NUMBER	QTY	LINE	SERIES	BODY	ENGINE	TRANS	DESCRIPTION
------	-------------	-----	------	--------	------	--------	-------	-------------

Note Sales Code ERO = 4.0L Engine

Note Sales Code EVO = 4.7L Engine

1	4854 033	1				ERO		BELT, Accessory Drive
2	53032 037AC	1				EVO		BELT, Accessory Drive



JEEP GRAND CHEROKEE (WJ)

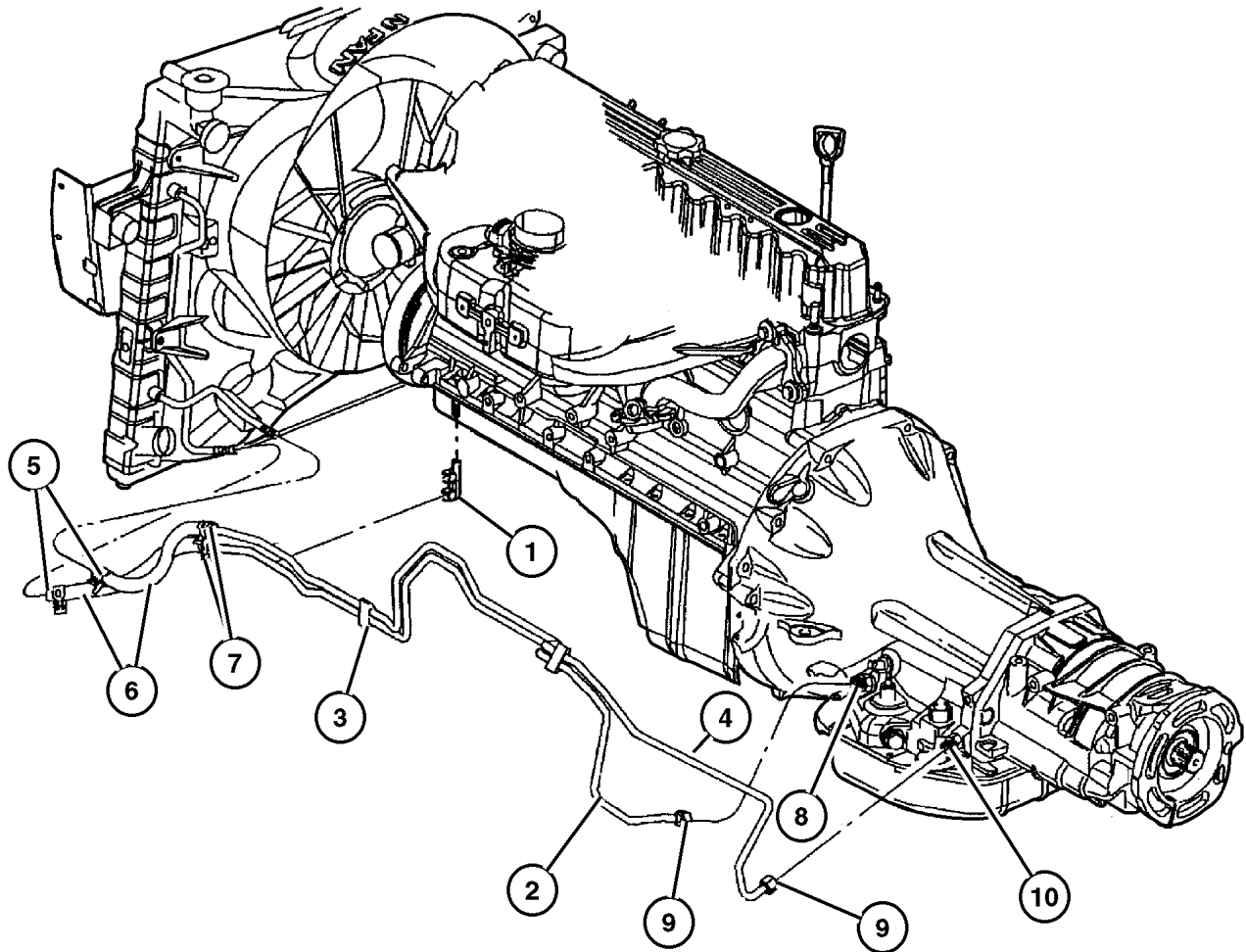
SERIES	LINE	BODY	ENGINE	TRANSMISSION
H = Laredo	J = 4WD	74 = 4 Door	ER0, ERH = 4.0L, Power Tech	DGK = 4 Speed Autm, 42RE
P = Limited	T = 2WD		EVO, EVA = 4.7L, Power Tech	DGQ = 5 Speed Automatic 5-45RFE
				DG0 = All Automatic Transm

AR = Use as required - = Non illustrated part # = New this model year

July 17, 2002

**Oil Cooler and Lines 4.0L Engines
Figure 007-610**

ITEM	PART NUMBER	QTY	LINE	SERIES	BODY	ENGINE	TRANS	DESCRIPTION
Note								
ER0 = 4.0L Engine								
DGW = 44RE, Auto Trans								
DGK = 42RE, Auto Trans								
DG4 = 45RFE, Multi-Speed Auto Trans.								
1	52079 789AA	1					DG0	BRACKET, Transmission Oil Cooler
2	5207 9369	1					DGK	TUBE, Oil Cooler
3	4815 987AA	2					DGK	CLIP, Power Steering Hose
4	52079 782AB	1					DGK	TUBE, Oil Cooler
5	52079 631AA	1					DGK	CLAMP, Oil Cooler Tube
6	4026 139	1					DGK	HOSE, Oil Cooler
7	52079 632AA	1					DGK	CLAMP, Oil Cooler Tube
8	52028 463AB	1					DGK	VALVE, Oil Cooler Pressure
9	6035 503	3					DGK	NUT, .625-18
10	4799 433AB	2	T				DG4	NUT, Transmission Case
		2	J				DG4	

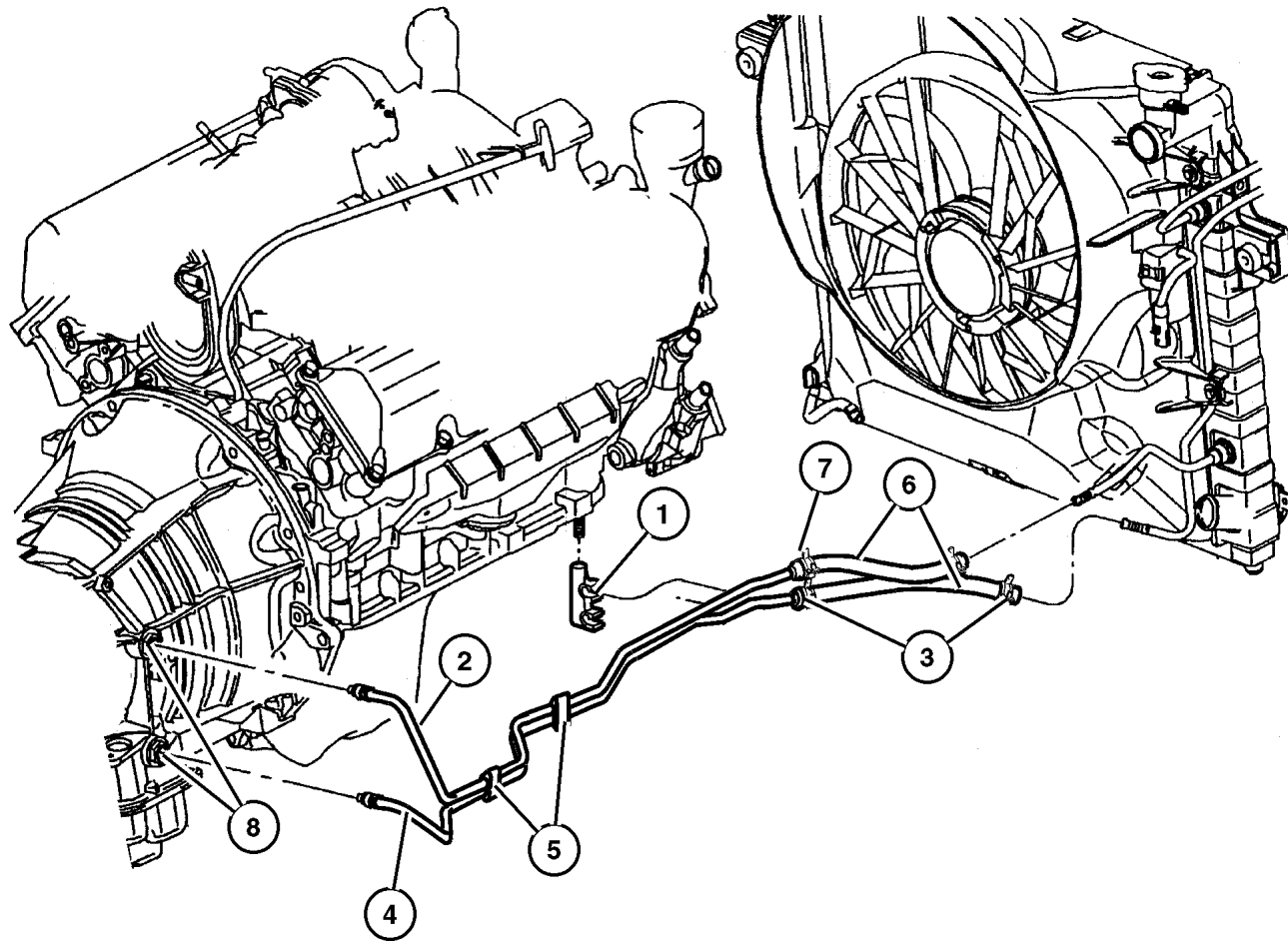


JEEP GRAND CHEROKEE (WJ)				
SERIES	LINE	BODY	ENGINE	TRANSMISSION
H = Laredo	J = 4WD	74 = 4 Door	ER0, ERH = 4.0L, Power Tech	DGK = 4 Speed Autm, 42RE
P = Limited	T = 2WD		EV0, EVA = 4.7L, Power Tech	DGQ = 5 Speed Automatic
				5-45RFE
				DG0 = All Automatic Transm

AR = Use as required - = Non illustrated part # = New this model year

**Oil Cooler and Lines 4.7L Engine
Figure 007-620**

ITEM	PART NUMBER	QTY	LINE	SERIES	BODY	ENGINE	TRANS	DESCRIPTION
Note:								
EVO = 4.7L Engine								
DG0 = All Automatic Transmissions								
DG4 = Multi - Speed Auto Trans.								
1	52079 789AA	1					DG0	BRACKET, Transmission Oil Cooler
2	5207 9375	1					DGQ	TUBE, Oil Cooler
3	4815 987AA	2					DGQ	CLIP, Power Steering Hose
4	52079 783AA	1					DGQ	TUBE, Oil Cooler
5	52079 631AA	1					DGQ	CLAMP, Oil Cooler Tube
6	4026 139	1					DGQ	HOSE, Oil Cooler
7	52079 632AA	1					DGQ	CLAMP, Oil Cooler Tube
8								NUT, Transmission Case
	4799 433AB	2	J				DGQ	
		2	T				DGQ	



JEEP GRAND CHEROKEE (WJ)

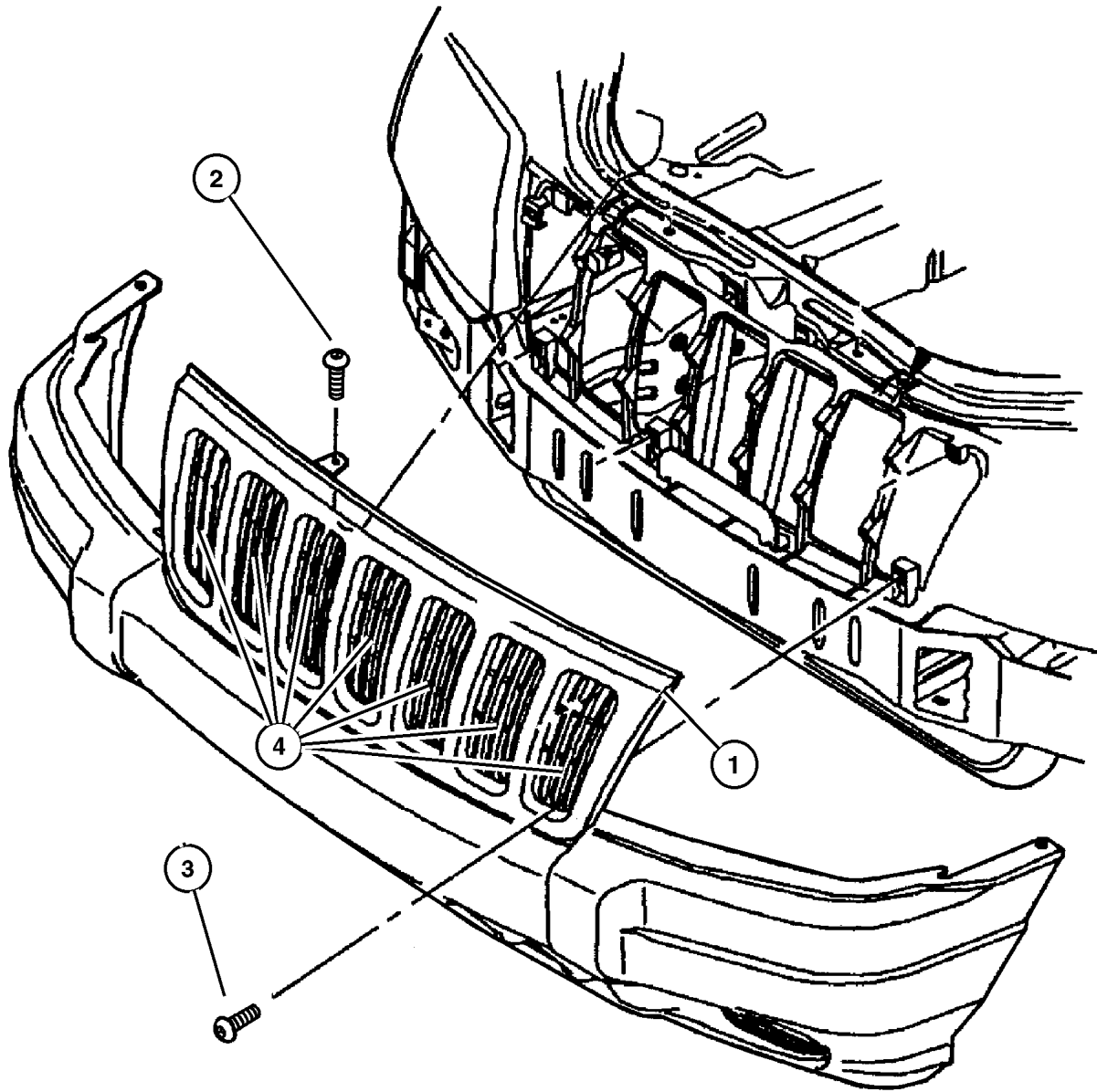
SERIES	LINE	BODY	ENGINE	TRANSMISSION
H = Laredo	J = 4WD	74 = 4 Door	ER0, ERH = 4.0L, Power Tech	DGK = 4 Speed Autm, 42RE
P = Limited	T = 2WD		EVO, EVA = 4.7L, Power Tech	DGQ = 5 Speed Automatic 5-45RFE
				DG0 = All Automatic Transm

AR = Use as required - = Non illustrated part # = New this model year

July 17, 2002

Grille and Related Parts
Figure 007-720

ITEM	PART NUMBER	QTY	LINE	SERIES	BODY	ENGINE	TRANS	DESCRIPTION
1								GRILLE, Fascia
	55155 921AA	1						Chrome
	#5GL79 XS5AA	1						S5, with Chrome Rings
	#5GL79 YUBAA	1						UB, with Chrome Rings
	#5GL79 DX8AA	1						X8, with Chrome Rings
	#5GL79 PR4AA	1						R4, with Chrome Rings
	#5GL79 SW1AA	1						W1, with Chrome Rings
	#5GL79 WBTA	1						BT, with Chrome Rings
	#5GL79 WTHAA	1						TH, with Chrome Rings
	#5GL79 WULAA	1						UL, with Chrome Rings
	#5GL79 XBQAA	1						BQ, with Chrome Rings
	#5GL79 XGRAA	1						GR, with Chrome Rings
2	6503 267	2						SCREW, Round Head, M6x1x25
3								SCREW, (NOT SERVICED) (Not Serviced)
4	5FT3 5DX9	1						GRILLE, Texture



JEEP GRAND CHEROKEE (WJ)

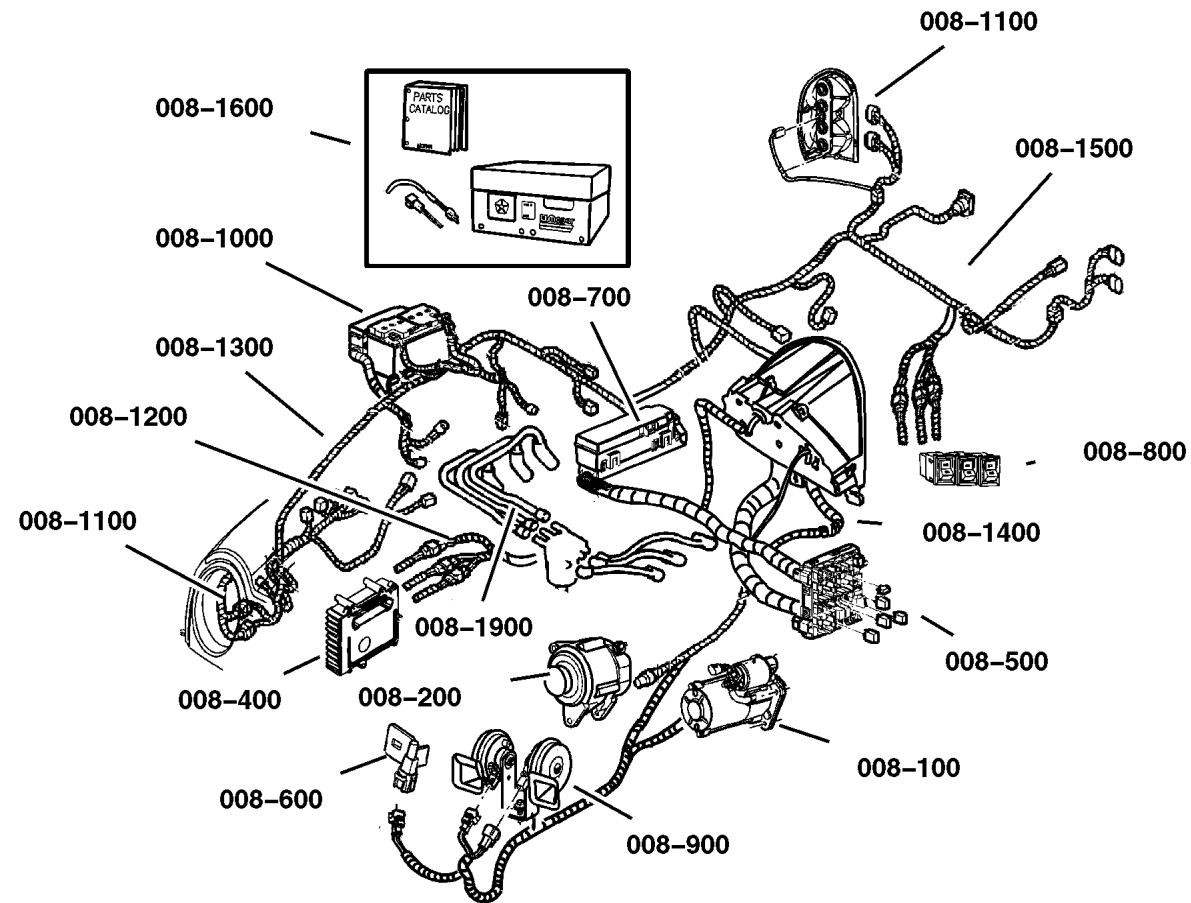
SERIES	LINE	BODY	ENGINE	TRANSMISSION
H = Laredo	J = 4WD	74 = 4 Door	ER0, ERH = 4.0L, Power Tech	DGK = 4 Speed Autm, 42RE
P = Limited	T = 2WD		EV0, EVA = 4.7L, Power Tech	DGQ = 5 Speed Automatic 5-45RFE
				DG0 = All Automatic Transm

AR = Use as required - = Non illustrated part # = New this model year

July 17, 2002

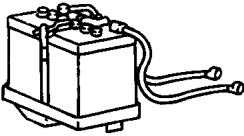

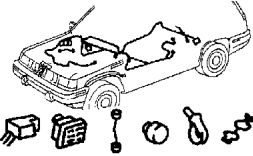



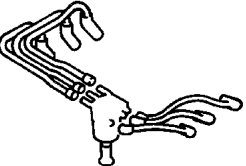
Group – 008

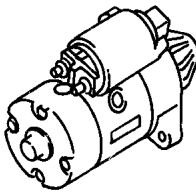
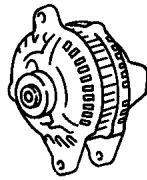
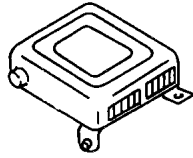
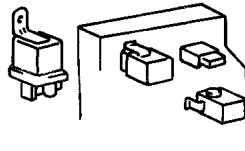
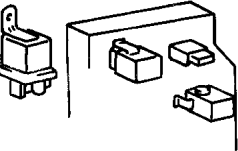
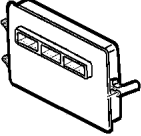
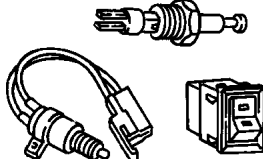
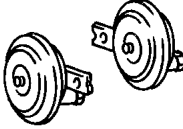
Electrical



Group – 008

Electrical

<p>008-1000 Battery Tray and Cables</p> 	<p>008-1100 Lamps – Front, Rear and Courtesy</p> 	<p>008-1200 Wiring-Engine & Related Parts</p> 	<p>008-1300 Wiring-Headlamp to Dash</p> 
<p>008-1400 Wiring-Instrument Panel</p> 	<p>008-1500 Wiring-Body & Accessories</p> 	<p>008-1600 Wiring Repair</p> <p>WIRING REPAIR PKG.</p>	<p>008-1900 Spark Plugs-Cables-Coils</p> 

<p>008-100 Starters</p> 	<p>008-200 Alternators</p> 	<p>008-400 Modules</p> 	<p>008-500 Relays</p> 
<p>008-600 Sensors</p> 	<p>008-700 Single Board Engine Controllers</p> 	<p>008-800 Switches</p> 	<p>008-900 Horns</p> 

GROUP 8 - Electrical**GROUP 8 - Electrical**

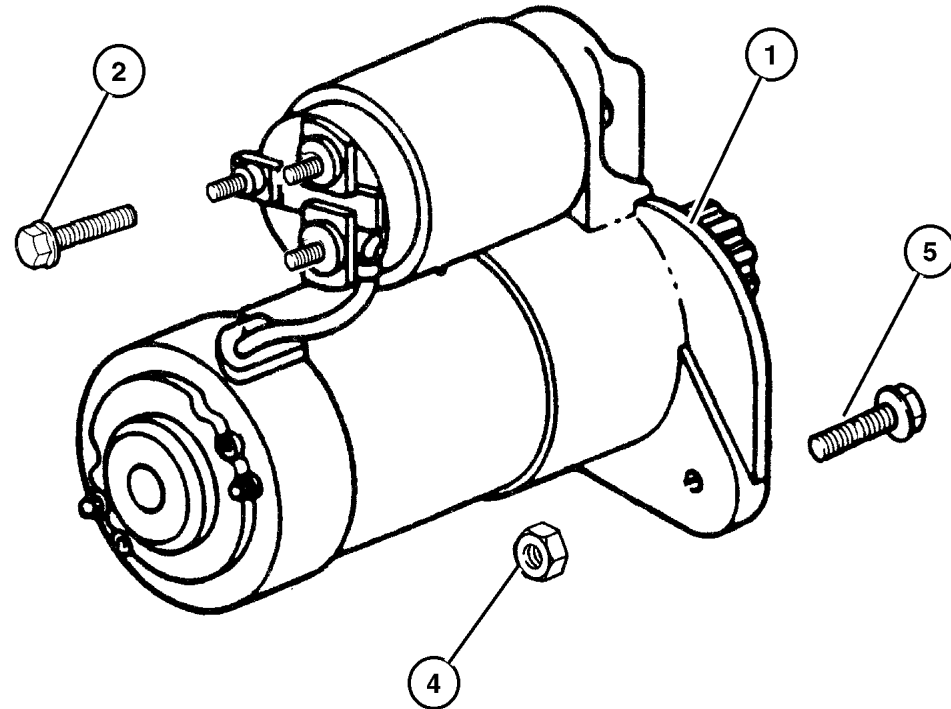
Illustration Title	Group-Fig. No.
Starters	
Starters	Fig. 008-110
Alternators	
Alternator & Mounting	Fig. 008-210
Modules	
Modules	Fig. 008-405
Relays	
Power Distribution Center Relays and Fuse	Fig. 008-505
Junction Block Relays and Fuses	Fig. 008-510
Sensors	
Sensors Engine 4.0L	Fig. 008-605
Sensors Engine 4.7L Engine	Fig. 008-610
Sensors Drivetrain	Fig. 008-615
Sensors Body	Fig. 008-620
Single Board Engine Controllers	
JTEC Modules and Solenoids	Fig. 008-710
Switches	
Switches Instrument Panel and Console	Fig. 008-805
Switches Drivetrain	Fig. 008-810
Switches Body	Fig. 008-815
Horns	
Horns	Fig. 008-910
Battery Tray and Cables	
Battery Tray & Cables	Fig. 008-1010
Lamps - Front, Rear and Courtesy	
Lamp - Front End	Fig. 008-1110
Lamp - Rear End	Fig. 008-1120
Lamp - Courtesy - Dome - Reading	Fig. 008-1130
Bulbs & Sockets	Fig. 008-1140
Wiring-Engine & Related Parts	
Wiring - Engine & Related Parts	Fig. 008-1210
Wiring-Headlamp to Dash	
Wiring - Headlamp / Dash	Fig. 008-1310
Wiring-Instrument Panel	
Wiring - Instrument Panel	Fig. 008-1410
Wiring-Body & Accessories	
Wiring - Body & Accessories	Fig. 008-1510

Illustration Title	Group-Fig. No.
Wiring Repair	
Wiring Repair Packages	Fig. 008-1605
Power Distribution Center Repair	Fig. 008-1610
Spark Plugs-Cables-Coils	
Spark Plugs - Coils	Fig. 008-1910



**Starters
Figure 008-110**

ITEM	PART NUMBER	QTY	LINE	SERIES	BODY	ENGINE	TRANS	DESCRIPTION
ER0=4.0L Engine								
EV0=4.7L Engine								
DG4=Automatic Transmission Multi-Speed								
1								STARTER
	56041 012AB	1				ER0		
	56041 207AB	1				EV0		
2	J400 6192	1				ER0		BOLT AND WASHER, Hex Head, .375-16x1.75
-3	6102 084AA	2				EV0		SCREW
4								NUT, M8x1.25, (NOT SERVICED) (Not Serviced)
5	6503 699	1				ER0		SCREW AND WASHER, Hex Head, M10x1.5x28
-6	5210 4133	1					DG4	COVER, Transmission Dust, Starter to Transmission



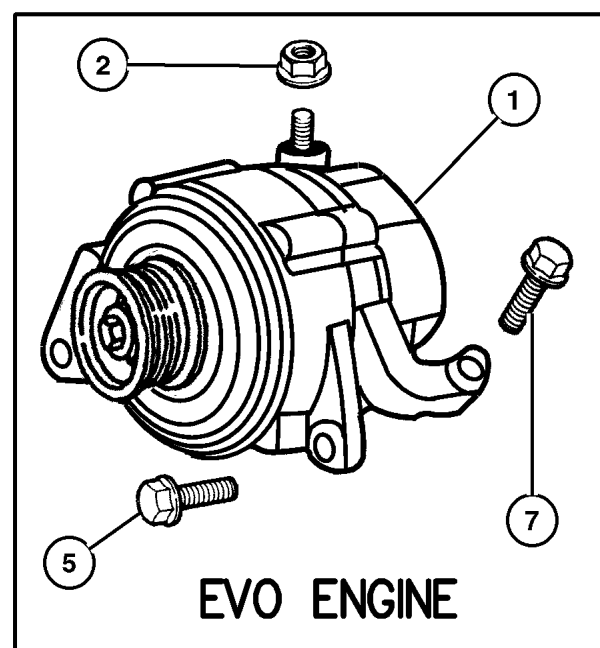
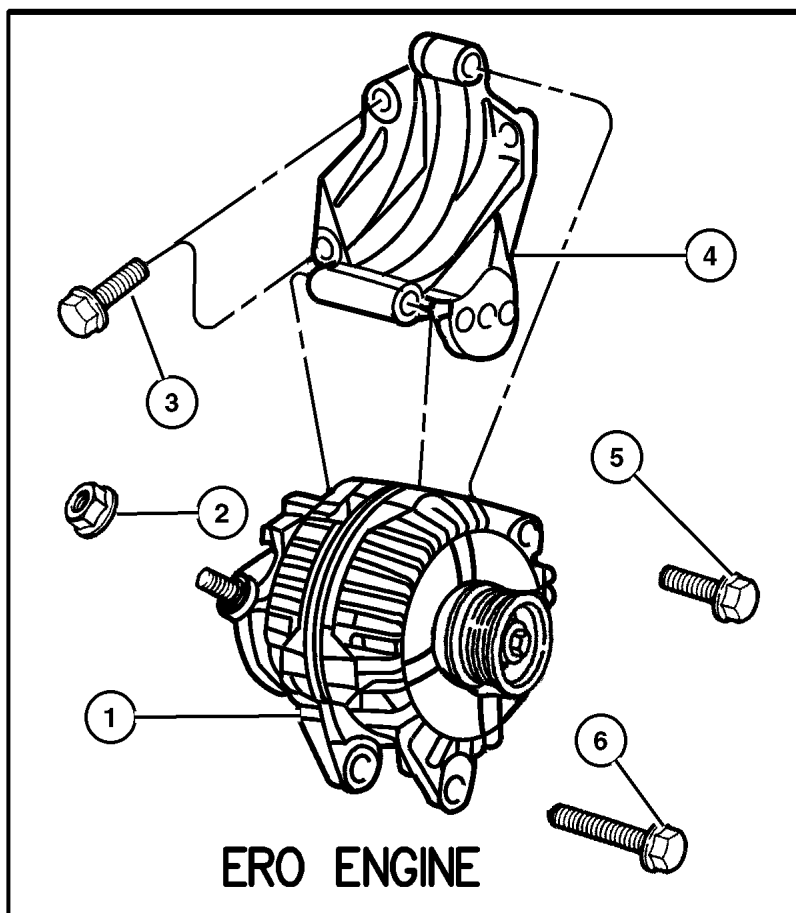
JEEP GRAND CHEROKEE (WJ)

SERIES	LINE	BODY	ENGINE	TRANSMISSION
H = Laredo	J = 4WD	74 = 4 Door	ER0, ERH = 4.0L, Power Tech	DGK = 4 Speed Autm, 42RE
P = Limited	T = 2WD		EV0, EVA = 4.7L, Power Tech	DGQ = 5 Speed Automatic 5-45RFE
				DG0 = All Automatic Transm

AR = Use as required - = Non illustrated part # = New this model year

July 17, 2002

Alternator & Mounting Figure 008-210



ITEM	PART NUMBER	QTY	LINE	SERIES	BODY	ENGINE	TRANS	DESCRIPTION
ER0=4.0L Engine								
EVO=4.7L Engine								
1								ALTERNATOR
	#56041 322AB	1				ER0		
	#56041 693AA	1				EVO		
2								NUT, Hex Flange Lock, M6x1, (NOT SERVICED) (Not Serviced)
3								SCREW AND WASHER, Hex
	0154 854AA	4				ER0		
	6505 488AA	1				EVO		
4	4854 026	1				ER0		BRACKET, Alternator
5								SCREW AND WASHER, Hex
	6505 488AA	1				EVO		
		1				ER0		
6	6504 344	1				ER0, EVO		SCREW AND WASHER, Hex Head
7	6505 482AA	1				EVO		SCREW AND WASHER, Hex Head, M8x1.25x50

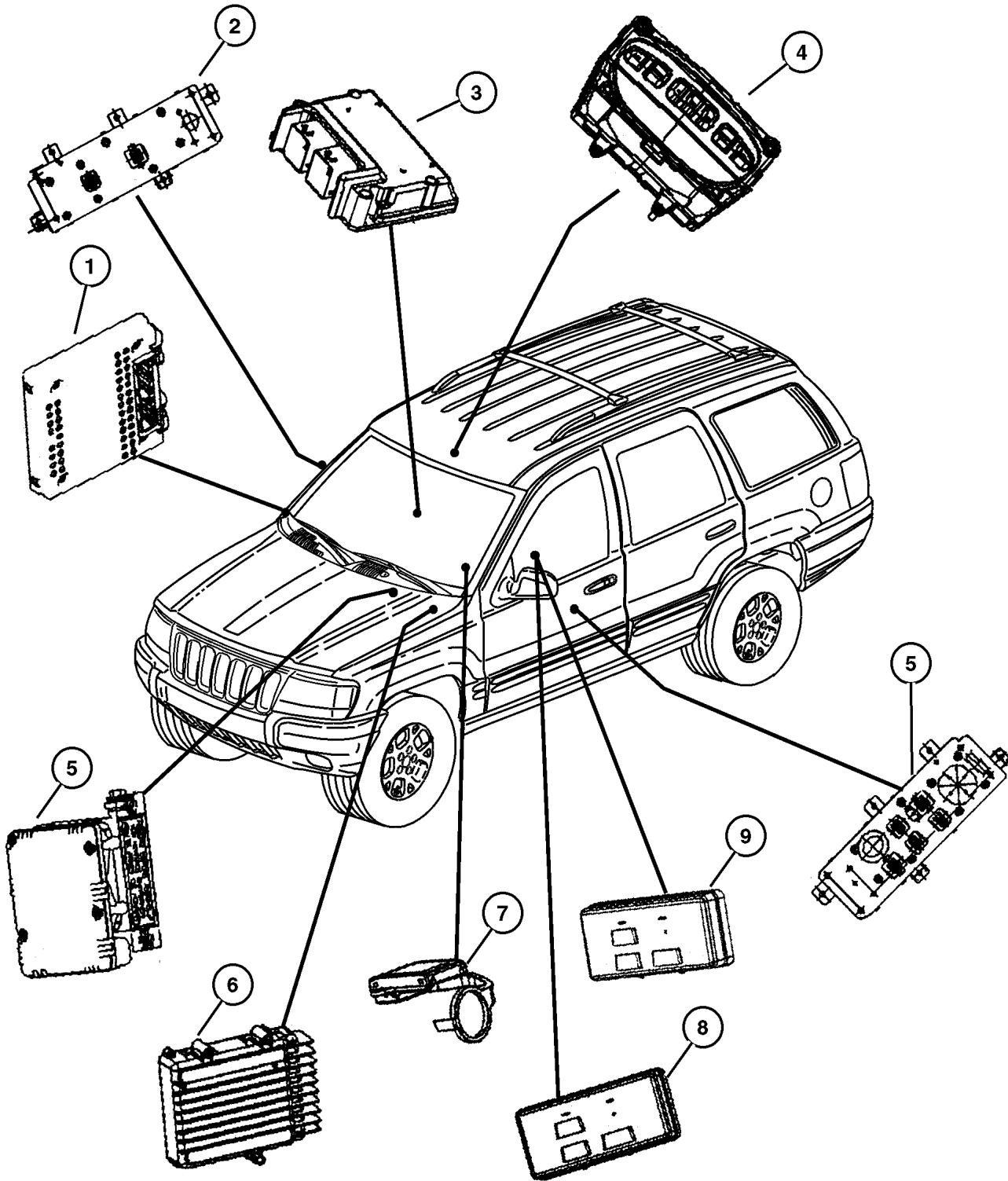
JEEP GRAND CHEROKEE (WJ)

SERIES	LINE	BODY	ENGINE	TRANSMISSION
H = Laredo	J = 4WD	74 = 4 Door	ER0, ERH = 4.0L, Power Tech	DGK = 4 Speed Autm, 42RE
P = Limited	T = 2WD		EVO, EVA = 4.7L, Power Tech	DGQ = 5 Speed Automatic 5-45RFE
				DG0 = All Automatic Transm

AR = Use as required - = Non illustrated part # = New this model year

July 17, 2002

Modules
Figure 008-405



ITEM	PART NUMBER	QTY	LINE	SERIES	BODY	ENGINE	TRANS	DESCRIPTION
Notes:								
								[ER0]=4.0L Engine
								[EV0]=4.7L Engine
								[DGQ]=5 Speed Automatic Transmission
1	56042 498AM	1						MODULE, Body Controller
2								SWITCH, Door Module
	#5HB62 DX9AC	1		P				[A2], Right
		1		P				[AZ], Right
	#5HB62 WL5AC	1		P				[L5], Right
	#5HB62 XT5AC	1		P				[T5], Right
	#5HB61 DX9AC	1		P				[A2], Left
		1		P				[AZ], Left
	#5HB61 WL5AC	1		P				[L5], Left
	#5HB61 XT5AA	1		P				[T5], Left
3	56042 047AC	1						MODULE, Air Bag Control
4								MODULE, Compass Temperature
	#56042 749AA	1						With Garage Door Opener
	#56042 754AA	1						
5	56041 022AH	1				ER0, EVO		MODULE, Anti-lock Brakes
6	#56041 504AC	1				EVO	DGQ	MODULE, Transmission Control
7	#4686 665AB	1						MODULE, Immobilizer
8								MODULE, Seat Memory
	56042 304AF	1						With Heated Seats (Up to 9/18/00)
	#56050 151AB	1						With Heated Seats (9/18/00 & After)
	56042 305AF	1						
9								MODULE, Heated Seat Control
	#56050 150AA	1						9/18/00 & After
	56042 493AF	1						Before 9/18/00
-10								LABEL, Air Bag Warning
	4595 748AA	1						Glovebox
	4595 749AA	1						Glovebox (Canada)
	4787 437AA	2						Sun Visor (Canada)

JEEP GRAND CHEROKEE (WJ)

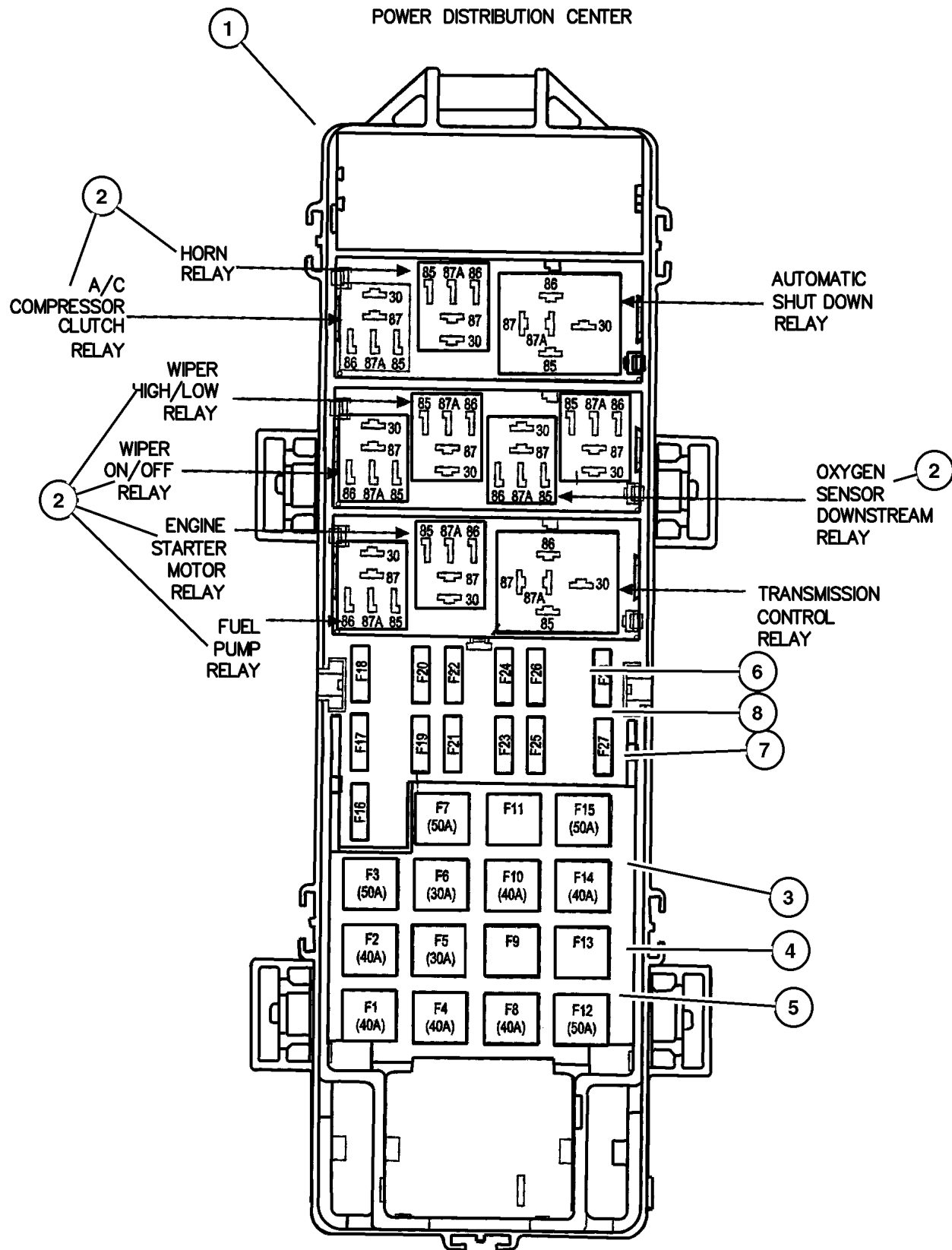
SERIES	LINE	BODY	ENGINE	TRANSMISSION
H = Laredo	J = 4WD	74 = 4 Door	ER0, ERH = 4.0L, Power Tech	DGK = 4 Speed Autm, 42RE
P = Limited	T = 2WD		EV0, EVA = 4.7L, Power Tech	DGQ = 5 Speed Automatic 5-45RFE DG0 = All Automatic Transm

AR = Use as required - = Non illustrated part # = New this model year

July 17, 2002

Power Distribution Center Relays and Fuse
Figure 008-505

ITEM	PART NUMBER	QTY	LINE	SERIES	BODY	ENGINE	TRANS	DESCRIPTION
1								POWER DISTRIBUTION CENTER, See Headlamp to Dash Wiring, (NOT SERVICED) (Not Serviced)
2	4671 168	8				EVC		RELAY, Mini
3	6102 076AA	2				EVC		FUSE CARTRIDGE, 30 Amp
4	6102 077AA	6				EVC		FUSE CARTRIDGE, 40 Amp
5	6102 078AA	3	U			ER0, EVO		FUSE CARTRIDGE, 50 Amp
6	00AT M10	1						FUSE, Mini, 10 AMP, Red
7	00AT M15	1						FUSE, Mini, 15 AMP, Light Blue
8	00AT M20	1						FUSE, Mini, 20 AMP, Yellow



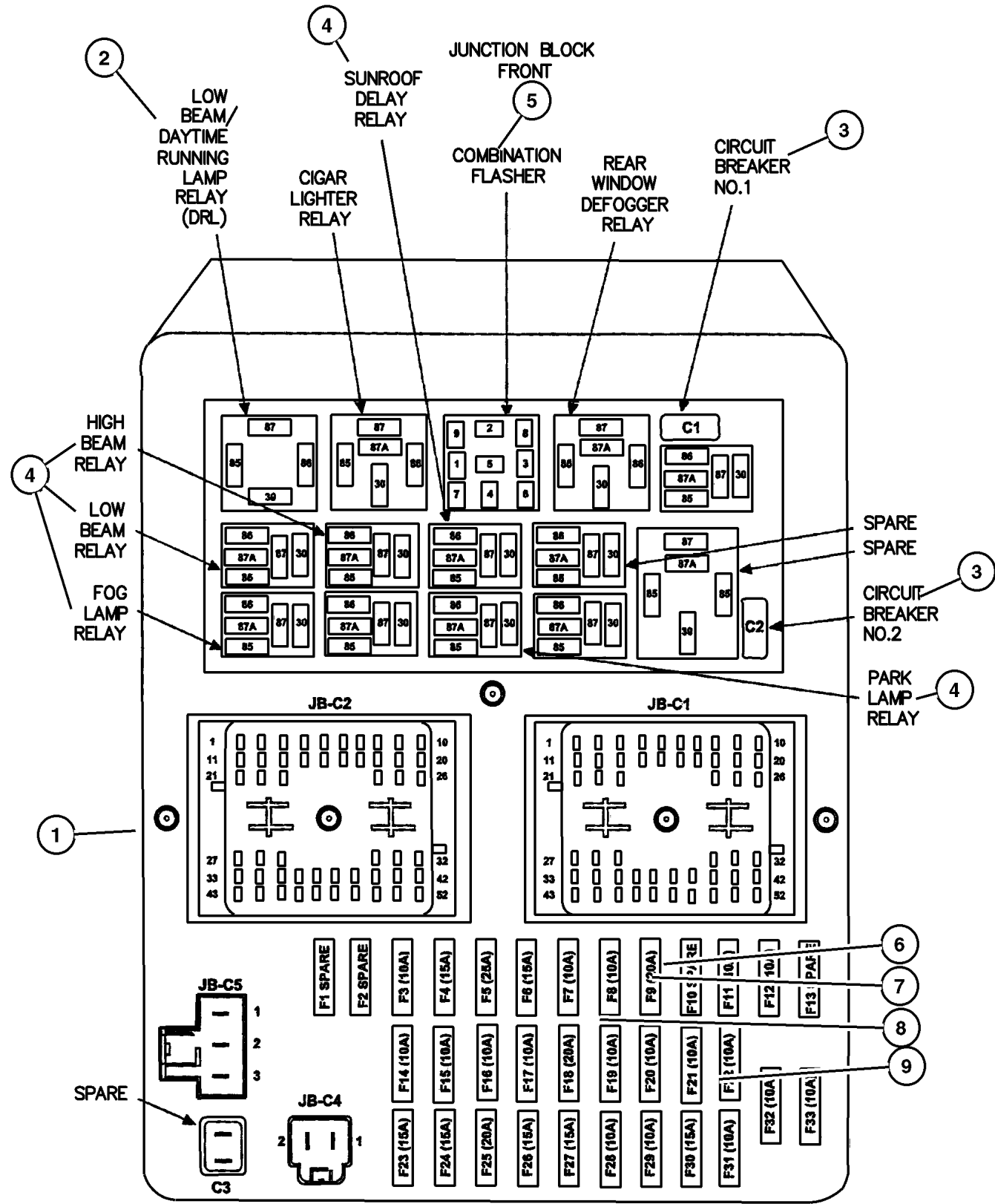
JEEP GRAND CHEROKEE (WJ)

SERIES	LINE	BODY	ENGINE	TRANSMISSION
H = Laredo	J = 4WD	74 = 4 Door	ER0, ERH = 4.0L, Power Tech	DGK = 4 Speed Autm, 42RE
P = Limited	T = 2WD		EVO, EVA = 4.7L, Power Tech	DGQ = 5 Speed Automatic 5-45RFE
				DG0 = All Automatic Transm

AR = Use as required - = Non illustrated part # = New this model year

July 17, 2002

Junction Block Relays and Fuses Figure 008-510



ITEM	PART NUMBER	QTY	LINE	SERIES	BODY	ENGINE	TRANS	DESCRIPTION
1	#5018 536AA	1						JUNCTION BLOCK, Relay
2	56042 216AB	1						RELAY, Daytime Running Lamp
3	4604 235	2						BREAKER, Circuit
4	56042 677AA	1						RELAY, Mini, Foglamp, Headlamp High and Low Beam, Park Lamp, Sunroof
5	4686 094	1						FLASHER
6	00AT M10	1						FUSE, Mini, 10 AMP, Red
7	00AT M15	1						FUSE, Mini, 15 AMP, Light Blue
8	00AT M20	1						FUSE, Mini, 20 AMP, Yellow
9	4687 835	1						FUSE, Mini, 25 Amp, Natural
-10	4707 286AF	1						RELAY, Radiator Fan

JEEP GRAND CHEROKEE (WJ)

SERIES	LINE	BODY	ENGINE	TRANSMISSION
H = Laredo	J = 4WD	74 = 4 Door	ER0, ERH = 4.0L, Power Tech	DGK = 4 Speed Autm, 42RE
P = Limited	T = 2WD		EV0, EVA = 4.7L, Power Tech	DGQ = 5 Speed Automatic
				5-45RFE
				DG0 = All Automatic Transm

AR = Use as required - = Non illustrated part # = New this model year

Sensors Engine 4.0L
Figure 008-605

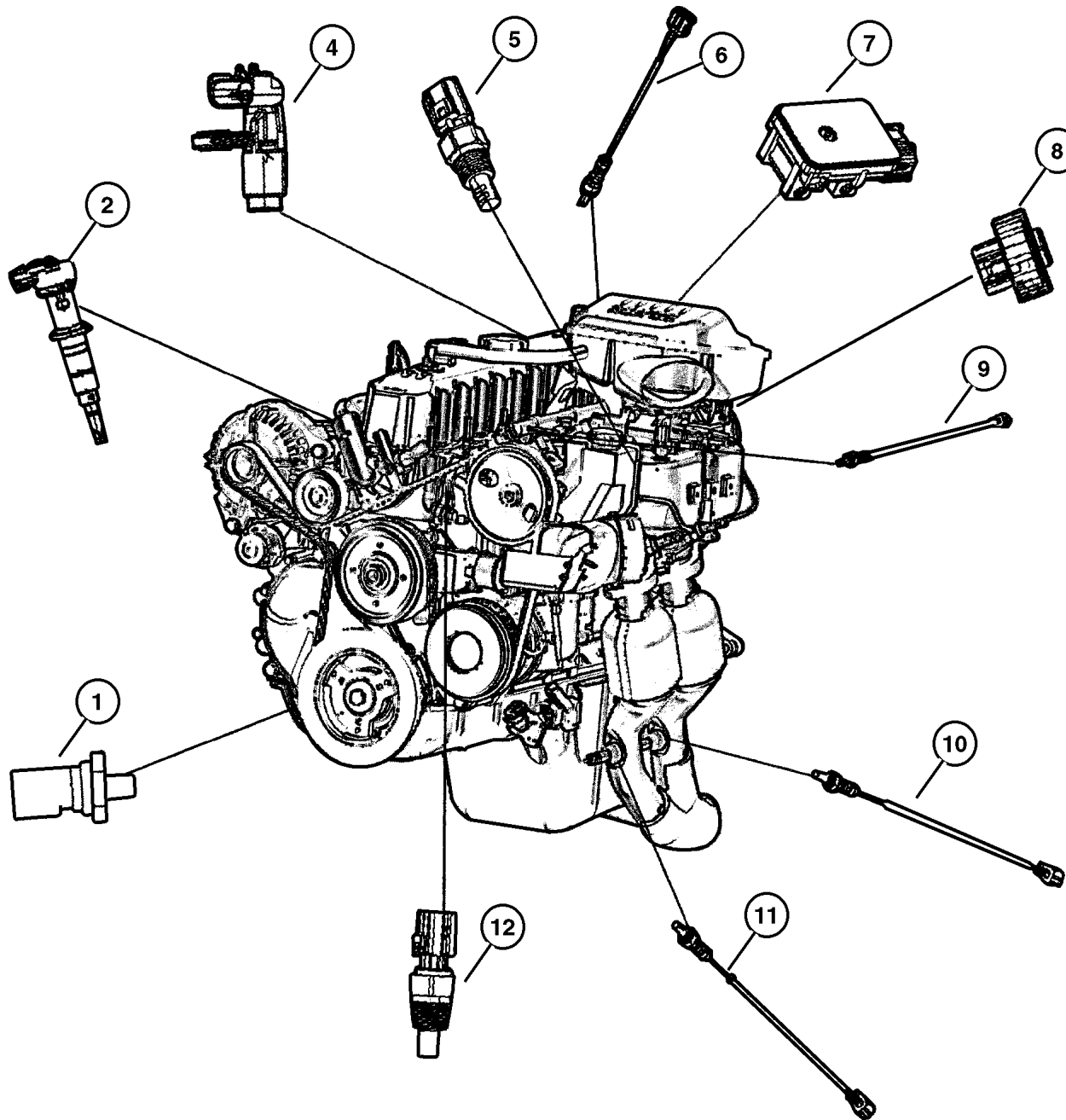
ITEM	PART NUMBER	QTY	LINE	SERIES	BODY	ENGINE	TRANS	DESCRIPTION
------	-------------	-----	------	--------	------	--------	-------	-------------

Notes:

[ER0]=All 4.0L Engine

[DG0]=All Automatic Transmissions

1	56028 807AA	1				ER0		SENDING UNIT, Oil Pressure
2	4897 023AA	1				ER0		SENSOR, Camshaft
-3	5083 881AA	1				ER0		DRIVE, OIL PUMP
4	4897 321AA	1				ER0	DG0	SENSOR PACKAGE, Crankshaft Position
5	5602 7872	1				ER0		SENSOR, Air Temperature
6								SENSOR, Oxygen
	#56041 944AA	1				ER0		Before Catalyst, Rear (Federal / California Emissions)
	#56041 887AA	1				ER0		Before Catalyst (European II Emissions)
7	5602 9405	1				ER0		SENSOR, Map
8	4874 371AC	1				ER0		SENSOR, Throttle Position
9								SENSOR, Oxygen
	#56041 887AA	1				ER0		Before Catalyst (European II Emissions)
	#56041 943AA	1				ER0		Before Catalyst, Front (California / European III Emissions)
		1				ER0		Before Catalyst, Front (Federal / California Emissions)
10								SENSOR, Oxygen
	#56041 848AA	1				ER0		After Catalyst, Rear (California / European III Emissions)
		1				ER0		After Catalyst, Rear (Federal / California Emissions)
11								SENSOR, Oxygen
	#56041 943AA	1				ER0		After Catalyst, Front (California / European III Emissions)
		1				ER0		After Catalyst, Front (Federal / California Emissions)
12	5602 7873	1				ER0		SENSOR, Coolant Temperature



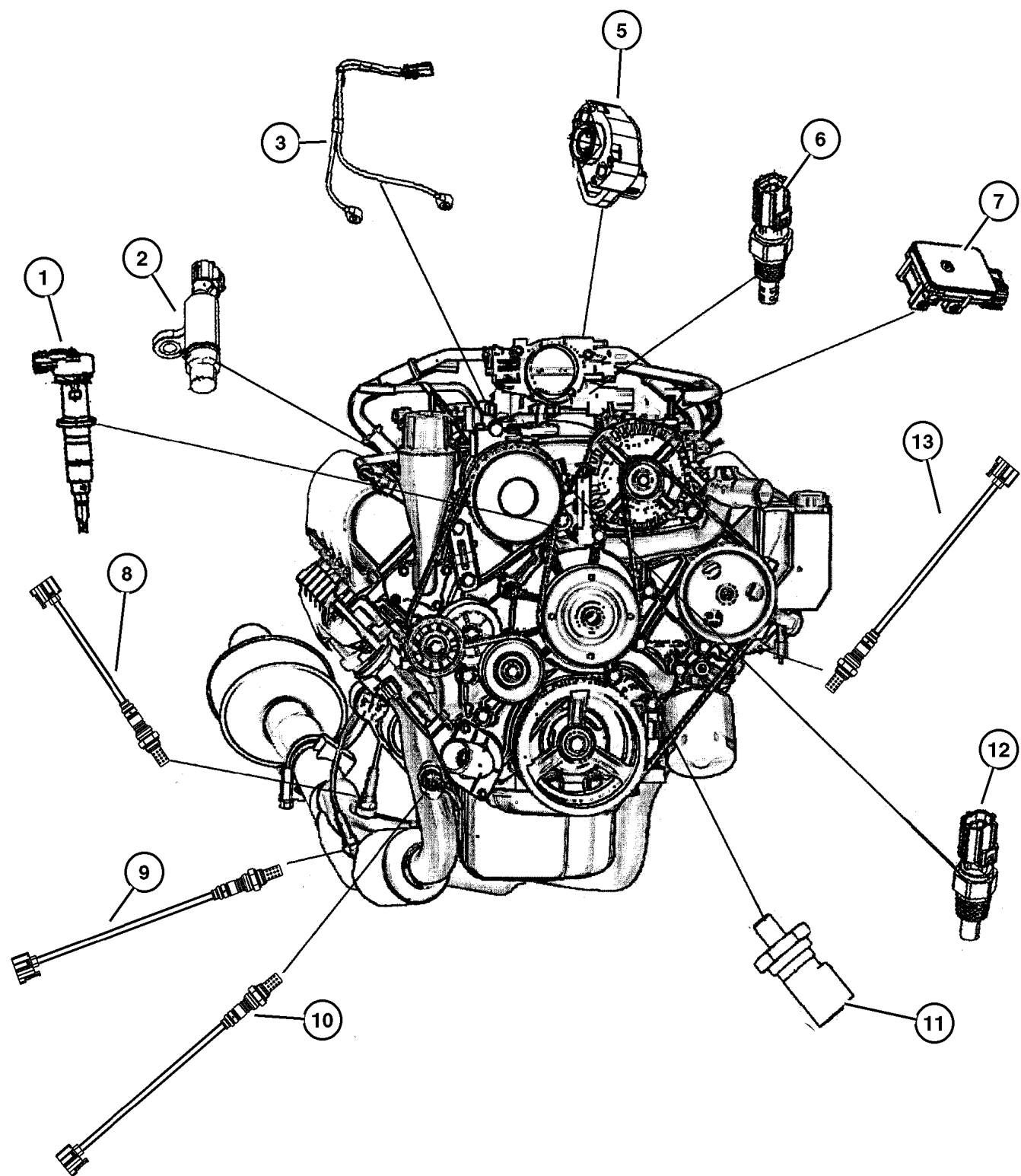
JEEP GRAND CHEROKEE (WJ)

SERIES	LINE	BODY	ENGINE	TRANSMISSION
H = Laredo	J = 4WD	74 = 4 Door	ER0, ERH = 4.0L, Power Tech	DGK = 4 Speed Autm, 42RE
P = Limited	T = 2WD		EV0, EVA = 4.7L, Power Tech	DGQ = 5 Speed Automatic 5-45RFE
				DG0 = All Automatic Transm

AR = Use as required - = Non illustrated part # = New this model year

July 17, 2002

Sensors Engine 4.7L Engine Figure 008-610

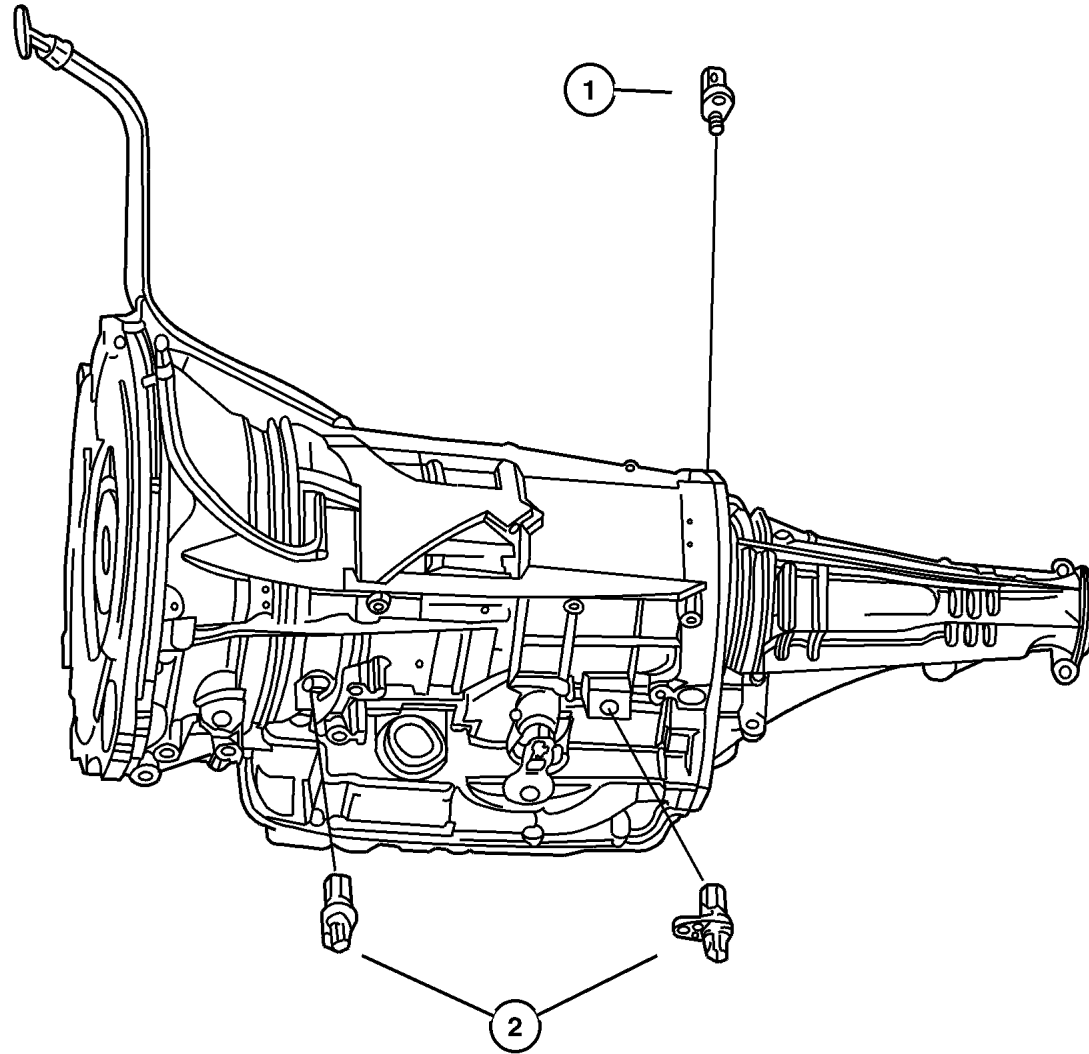


ITEM	PART NUMBER	QTY	LINE	SERIES	BODY	ENGINE	TRANS	DESCRIPTION
Notes:								
[EV0]=4.7L Engine								
[EVC]=4.7L Power Tech H V8 Engine								
1								SENSOR, Camshaft
	56028 133AE	1				EV0		
	4897 023AA	1				ER0		
2	56028 136AD	1				EV0		SENSOR, Crankshaft Position
3	#56041 677AA	1				EVC		SENSOR, Knock
-4	#56041 849AA	1				EVC		BRACKET, Knock Sensor
5	4882 219	1				EV0		SENSOR, Throttle Position
6	#56028 364AA	1				EV0		SENSOR, Air Temperature
7	5604 1018	1				EV0		SENSOR, Map
8	#56041 941AA	1				EV0		SENSOR, Oxygen, Upstream Right
9	#56041 731AA	1				EV0		SENSOR, Oxygen, Downstream Right
10	#56041 345AE	1				EV0		SENSOR, Oxygen, Downstream Left
11	56028 807AA	1				EV0		SENDING UNIT, Oil Pressure
12	5602 7873	1				EV0		SENSOR, Coolant Temperature
13	#56041 942AA	1				EV0		SENSOR, Oxygen, Upstream Left
-14								BRACKET, Oxygen Sensor
	56041 434AA	1				EV0		Front
	#56041 478AB	1				EV0		
-15								SENSOR, Ambient Temperature
	5604 2395	1			H			
		1			P			

JEEP GRAND CHEROKEE (WJ)

SERIES	LINE	BODY	ENGINE	TRANSMISSION
H = Laredo	J = 4WD	74 = 4 Door	ER0, ERH = 4.0L, Power Tech	DGK = 4 Speed Autm, 42RE
P = Limited	T = 2WD		EV0, EVA = 4.7L, Power Tech	DGQ = 5 Speed Automatic
				5-45RFE
				DG0 = All Automatic Transm

Sensors Drivetrain Figure 008-615



ITEM	PART NUMBER	QTY	LINE	SERIES	BODY	ENGINE	TRANS	DESCRIPTION
------	-------------	-----	------	--------	------	--------	-------	-------------

Notes:

[DGK]=4 Speed Automatic Transmission

[DGQ]=5 Speed Automatic Transmission

1								TRANSDUCER, Pressure Sensor
	4799 758	1	T				DGQ	
		1	J				DGQ	
2								SENSOR, Transmission Output Speed
	4412 879	1	T				DGK	
		1	J				DGK	
	4799 061	2	T				DGQ	
		2	J				DGQ	

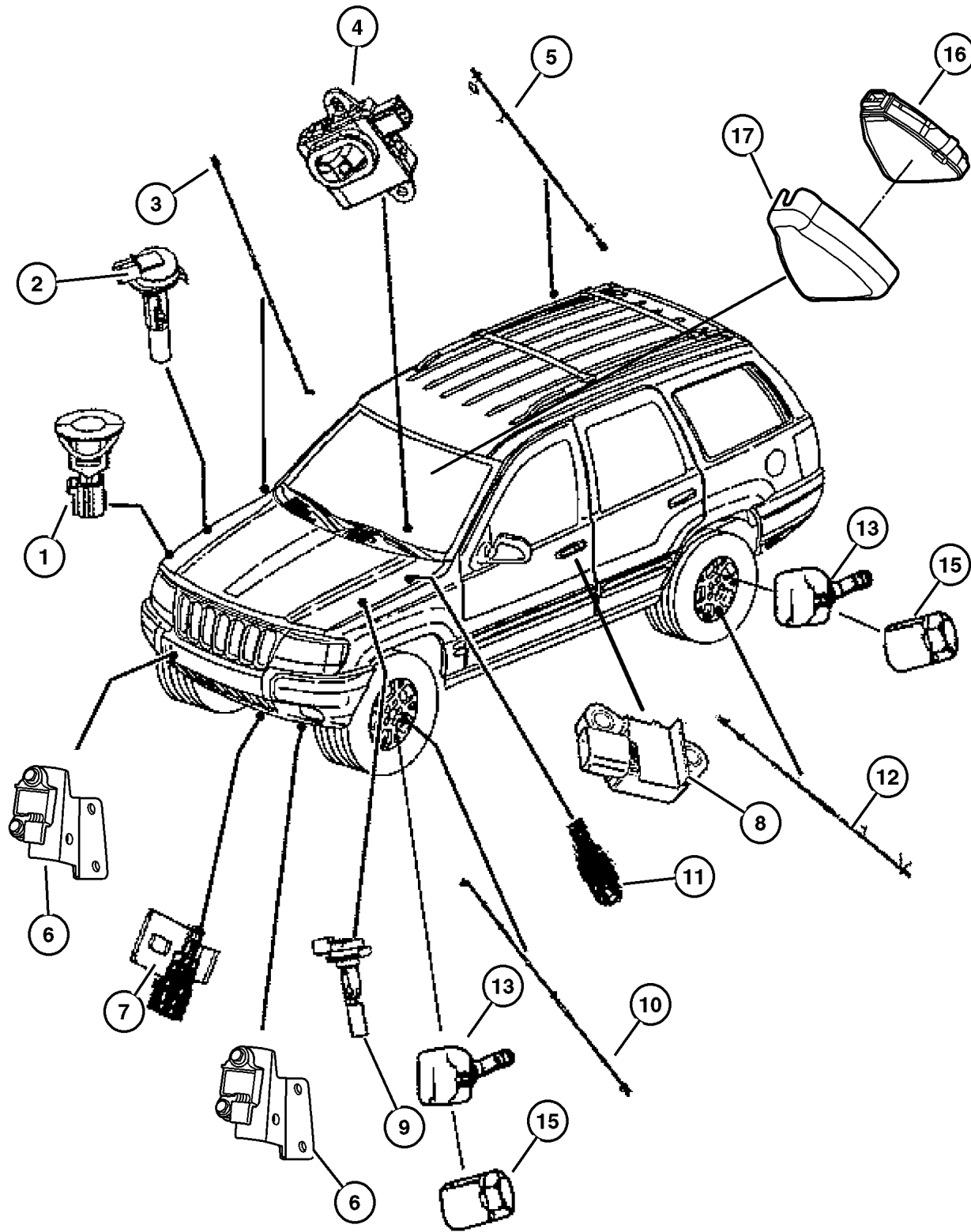
JEEP GRAND CHEROKEE (WJ)

SERIES	LINE	BODY	ENGINE	TRANSMISSION
H = Laredo	J = 4WD	74 = 4 Door	ER0, ERH = 4.0L, Power Tech	DGK = 4 Speed Autm, 42RE
P = Limited	T = 2WD		EV0, EVA = 4.7L, Power Tech	DGQ = 5 Speed Automatic 5-45RFE
				DG0 = All Automatic Transm

AR = Use as required - = Non illustrated part # = New this model year

July 17, 2002

Sensors Body Figure 008-620



ITEM	PART NUMBER	QTY	LINE	SERIES	BODY	ENGINE	TRANS	DESCRIPTION
Notes:								
[ER0] = 4.0L Engine								
[EV0] = 4.7L Engine								
1	5604 1053	1				ER0, EV0		SENSOR, Battery Temperature
2	5207 9468	1				EV0		SENSOR, Coolant Level
3		1				ER0		SENSOR, Wheel Speed
	56041 316AB	1	T					
		1	J					
4	56042 584AA	1						SENSOR, Headlamp
5	56041 308AA	1						SENSOR, Wheel Speed
6								SENSOR, Air Bag, (NOT REQUIRED)
7								SENSOR, Ambient Temperature
	5604 2395	1		P				
		1		H				
8								SENSOR, Air Bag, (NOT REQUIRED)
9	4882 797	1						SENSOR, Washer Fluid Level
10								SENSOR, Wheel Speed
	56041 317AB	1	U					
		1	T					
		1	J					
11	5013 903AA	1						SENSOR, Brake Fluid Level
12	56041 509AA	1						SENSOR, Wheel Speed
13								SENSOR, Tire Pressure, valve stem, (NOT REQUIRED)
-14								MAGNET, (NOT REQUIRED)
15								NUT, (NOT REQUIRED)
16								SENSOR, Rain, (NOT REQUIRED)
17								COVER, Sensor, (NOT REQUIRED)
-18								BRACKET, Windshield, (NOT REQUIRED)

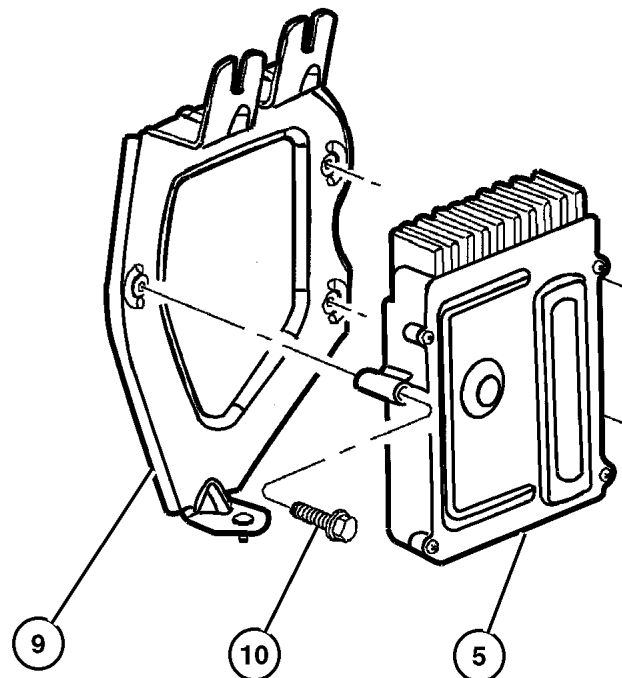
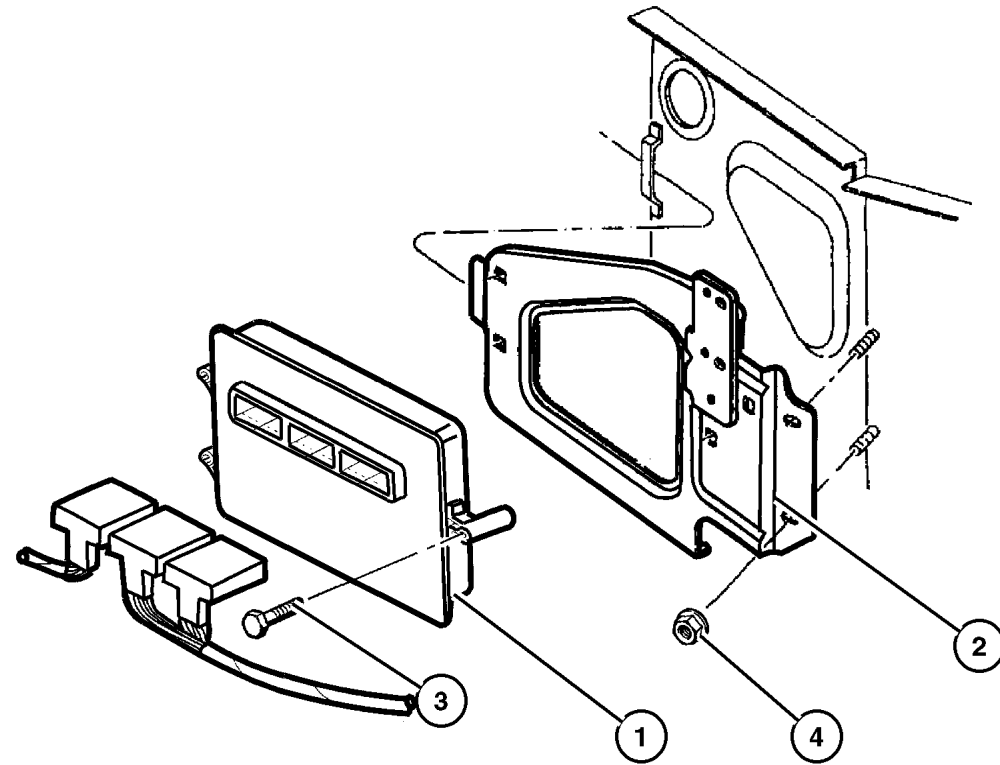
JEEP GRAND CHEROKEE (WJ)

SERIES	LINE	BODY	ENGINE	TRANSMISSION
H = Laredo	J = 4WD	74 = 4 Door	ER0, ERH = 4.0L, Power Tech	DGK = 4 Speed Autm, 42RE
P = Limited	T = 2WD		EV0, EVA = 4.7L, Power Tech	DGQ = 5 Speed Automatic 5-45RFE
				DG0 = All Automatic Transm

AR = Use as required - = Non illustrated part # = New this model year

July 17, 2002

JTEC Modules and Solenoids
Figure 008-710



ITEM	PART NUMBER	QTY	LINE	SERIES	BODY	ENGINE	TRANS	DESCRIPTION
ER0=4.0L Engine								
EVA=4.7L Power Tech Engine								
EV0=4.7L Engine								
DG0=Automatic Transmission								
DGQ= Automatic Transmission 5 Speed Automatic								
DGK=Automatic Transmission 4 Speed								
DG4=Automatic Transmission Multi-Speed								
1								MODULE, Powertrain Control w/Federal Emissions
	#56041 783AA	1				ER0	DG0	w/Federal Emissions
	#56041 784AA	1				ER0	DG0	w/California Emissions
	#56044 690AA	1	J			EVA	DG0	w/U.S. 50 State Emissions
		1				EVA	DG0	w/U.S. 50 State Emissions
	#56044 691AA	1	T			EVA	DG0	w/U.S. 50 State Emissions
2	56028 139AB	1				ER0, EV0	DG0	BRACKET, Control Unit
3	6035 884	3						SCREW
4	6503 102	2						NUT AND WASHER, Hex Nut-Coned Washer, M6 x 1.00
5	#56041 504AE	1				EV0	DGQ	MODULE, Transmission Control
-6							DGQ	SOLENOID, Transmission
	#4799 934AD	1	T				DGQ	
		1	J				DGQ	
-7	4617 210	1	T				DGK	SOLENOID, Transmission Governor
-8	52118 500AB	1	T				DGK	SOLENOID, Transmission Overdrive
9								BRACKET, Control Unit
	5604 1045	1					DG4	
		1					DGQ	
10	6035 884	3						SCREW
-11	6503 825	3						NUT AND WASHER, Hex Nut-Coned Washer, M6 x 1.00

JEEP GRAND CHEROKEE (WJ)

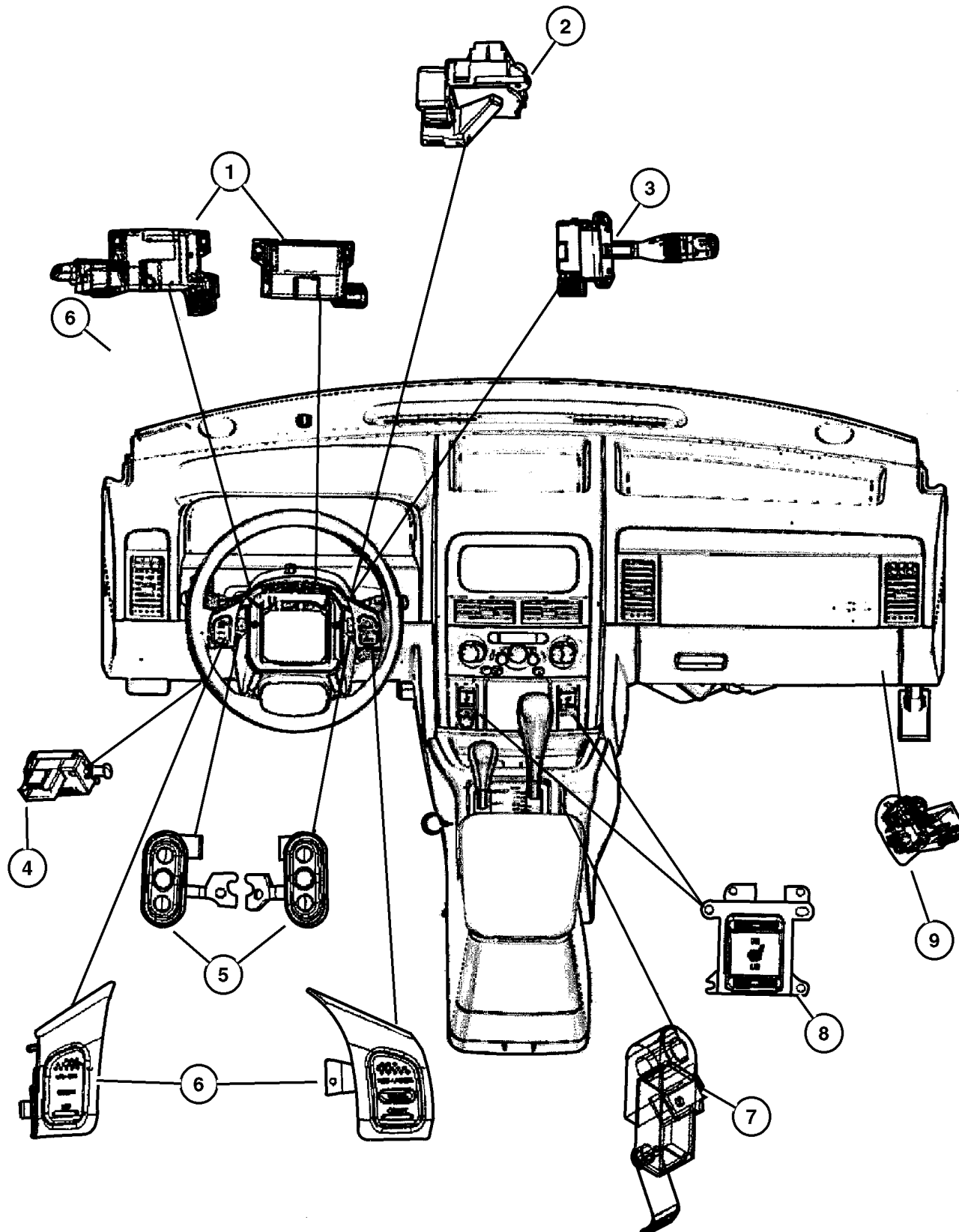
SERIES	LINE	BODY	ENGINE	TRANSMISSION
H = Laredo	J = 4WD	74 = 4 Door	ER0, ERH = 4.0L, Power Tech	DGK = 4 Speed Autm, 42RE
P = Limited	T = 2WD		EV0, EVA = 4.7L, Power Tech	DGQ = 5 Speed Automatic 5-45RFE
				DG0 = All Automatic Transm

AR = Use as required - = Non illustrated part # = New this model year

July 17, 2002

Switches Instrument Panel and Console Figure 008-805

ITEM	PART NUMBER	QTY	LINE	SERIES	BODY	ENGINE	TRANS	DESCRIPTION			
1	56042 299AG	1						SWITCH, Multifunction Without Auto Headlamps & without Fog Lamps, Left Side			
	56042 300AG	1						Without Auto Headlamps & with Fog Lamps, Left Side			
	56042 302AG	1						Auto Headlamps & Fog Lamps, Left Side			
	56042 303AD	1						Right Side			
	56042 301AG	1						With Auto Headlamps & without Fog Lamps, Left Side			
2	56042 476AC	1						SWITCH, Ignition			
3								SWITCH, Wiper and Washer, See Multifunction Switch, (NOT SERVICED) (Not Serviced)			
4	4671 336	1						SWITCH, Stop Lamp			
5	56042 312AB	1		P				SWITCH, Remote Radio Right			
								Right			
								56042 313AB	1	P	Left
								1	H	Left	
6	56042 310AC	1						SWITCH, Speed Control Right			
								Left			
								56042 311AC	1		
7	5212 7960	1						SWITCH, Parking Brake			
8	56033 017AB	1		P				SWITCH, Heated Seat Right			
								Left			
9	4565 022	1						SWITCH AND LAMP, Glove Box			



JEEP GRAND CHEROKEE (WJ)

SERIES	LINE	BODY	ENGINE	TRANSMISSION
H = Laredo	J = 4WD	74 = 4 Door	ER0, ERH = 4.0L, Power Tech	DGK = 4 Speed Autm, 42RE
P = Limited	T = 2WD		EV0, EVA = 4.7L, Power Tech	DGQ = 5 Speed Automatic 5-45RFE
				DG0 = All Automatic Transm

AR = Use as required - = Non illustrated part # = New this model year

July 17, 2002

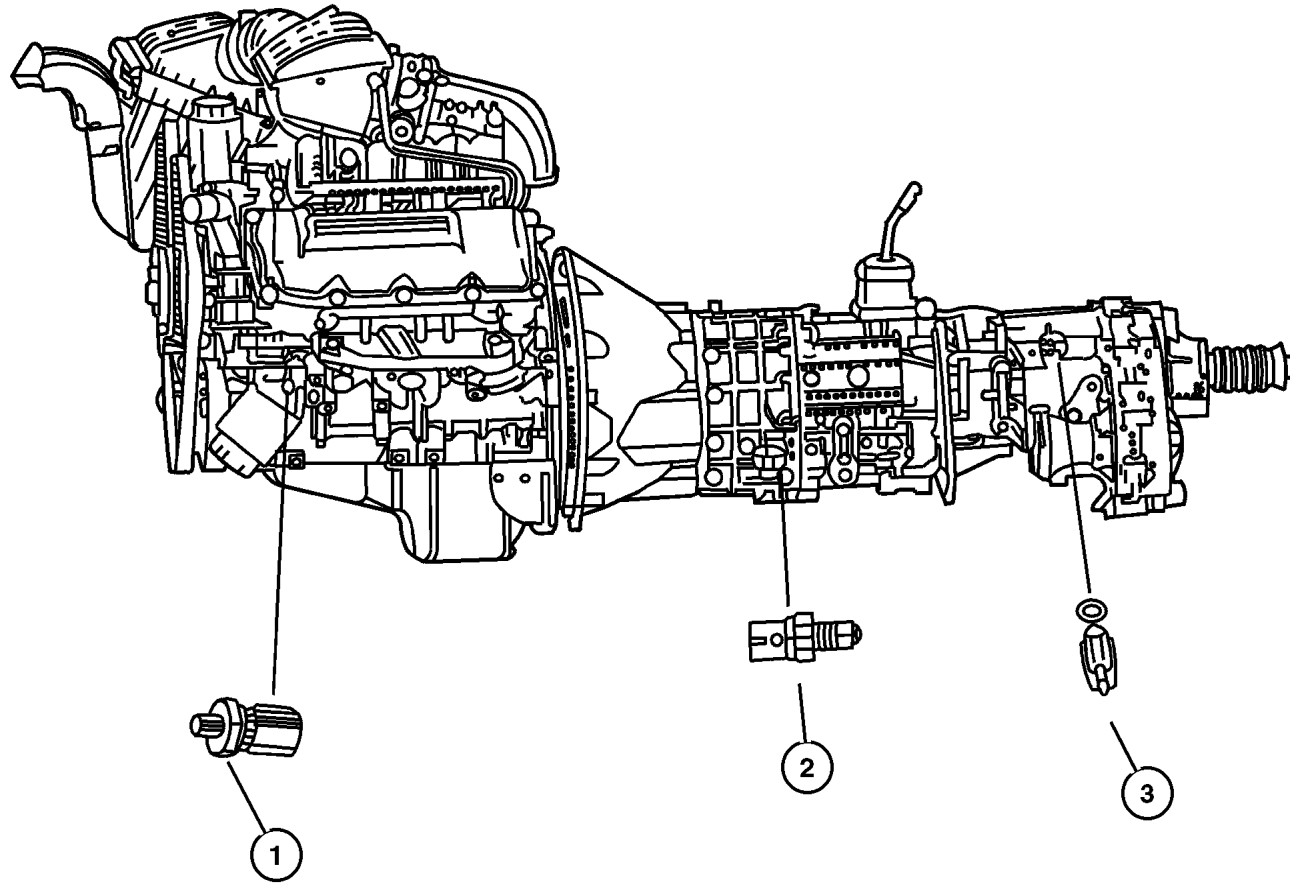
Switches Drivetrain
Figure 008-810

ITEM	PART NUMBER	QTY	LINE	SERIES	BODY	ENGINE	TRANS	DESCRIPTION
------	-------------	-----	------	--------	------	--------	-------	-------------

[EV0] = 4.7L Engine

[DGK] = 4 Speed Automatic Transmission

1	56028 807AA	1				EV0		SENDING UNIT, Oil Pressure SWITCH, Neutral, Safety, Back Up
2	3747 361	1	T				DGK	
			J				DGK	
3	5600 6755	1	J			EV0		SWITCH, Transfer Case Mode



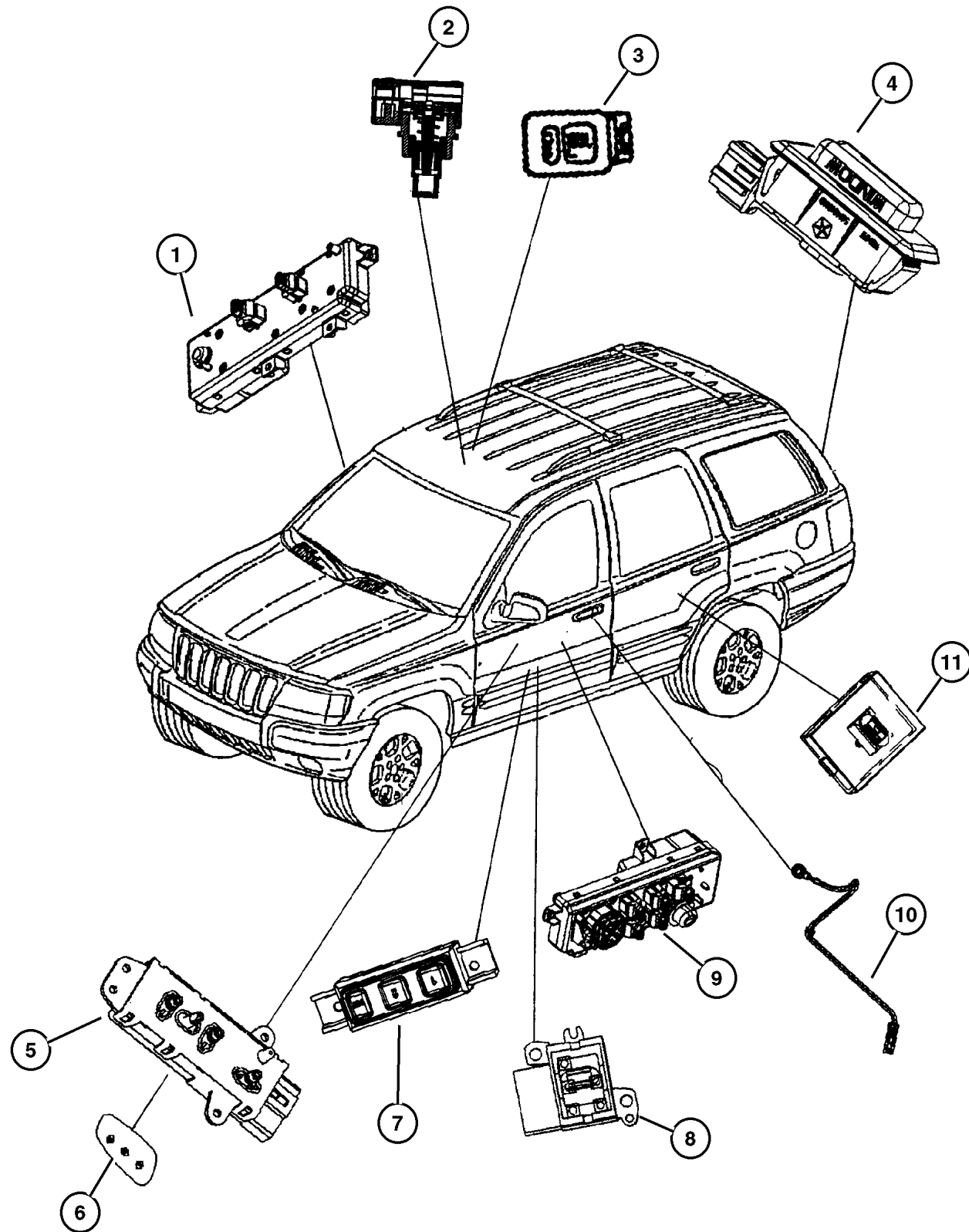
JEEP GRAND CHEROKEE (WJ)

SERIES	LINE	BODY	ENGINE	TRANSMISSION
H = Laredo	J = 4WD	74 = 4 Door	ER0, ERH = 4.0L, Power Tech	DGK = 4 Speed Autm, 42RE
P = Limited	T = 2WD		EV0, EVA = 4.7L, Power Tech	DGQ = 5 Speed Automatic 5-45RFE
				DG0 = All Automatic Transm

AR = Use as required - = Non illustrated part # = New this model year

July 17, 2002

Switches Body Figure 008-815



ITEM	PART NUMBER	QTY	LINE	SERIES	BODY	ENGINE	TRANS	DESCRIPTION
1								SWITCH, Door Module, Keyless Entry Module Serviced w/Passenger Door Switch Module (Except JAPAN)
	#5HB62 DX9AA	1		H				Black, Right
		1		P				Black, Right
	#5HB62 WL5AA	1		P				[L5], Right
	#5HB62 XT5AA	1		H				[L5], Right
2	4685 445	1						SWITCH, Reading Lamp
	5604 2064	1						SWITCH, 1 Gang
4								SWITCH, Flipper Window
	56042 450AB	1		P				
5								SWITCH, Seat
	4373 666	2						
	4601 756AB	1						With Heated, Memory, Right
6	4601 757AB	1						With Heated, Memory, Left
								KNOB, Power Seat Switch
6	4607 042	1						Right
	4607 043	1						Left
6	4607 044	1						Recliner, Right
	4607 045	1						Recliner, Left
7	56042 291AB	1		P				SWITCH, Memory Selector
8	5604 2387	2						SWITCH, Lumbar Control
9								SWITCH, Door Module, Keyless Entry Module Serviced w/Passenger Door Switch Module (Except JAPAN)
	#5HB61 DX9AA	1		H				Black, Left
	#5HB61 WL5AA	1		P				[L5], Left
		1		H				[L5], Left
	#5HB61 XT5AA	1		P				[T5], Left
10	55136 557AA	1						SWITCH, Security Alarm
								SWITCH, Power Window
11	5519 6424	1		H				
	#5HB57 DX9AA	1		P				Black, Right or Left,Rear Door
	#5HB57 WL5AA	1		P				[L5], Right or Left,Rear Door
	#5HB57 XT5AA	1		P				[T5], Right or Left,Rear Door

JEEP GRAND CHEROKEE (WJ)

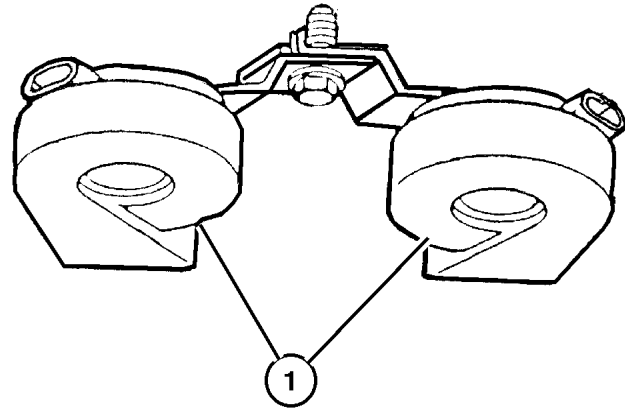
SERIES	LINE	BODY	ENGINE	TRANSMISSION
H = Laredo	J = 4WD	74 = 4 Door	ER0, ERH = 4.0L, Power Tech	DGK = 4 Speed Autm, 42RE
P = Limited	T = 2WD		EV0, EVA = 4.7L, Power Tech	DGQ = 5 Speed Automatic
				5-45RFE
				DG0 = All Automatic Transm

AR = Use as required - = Non illustrated part # = New this model year

July 17, 2002

Horns
Figure 008-910

ITEM	PART NUMBER	QTY	LINE	SERIES	BODY	ENGINE	TRANS	DESCRIPTION
1	56042 315AD	1						HORN, Duel



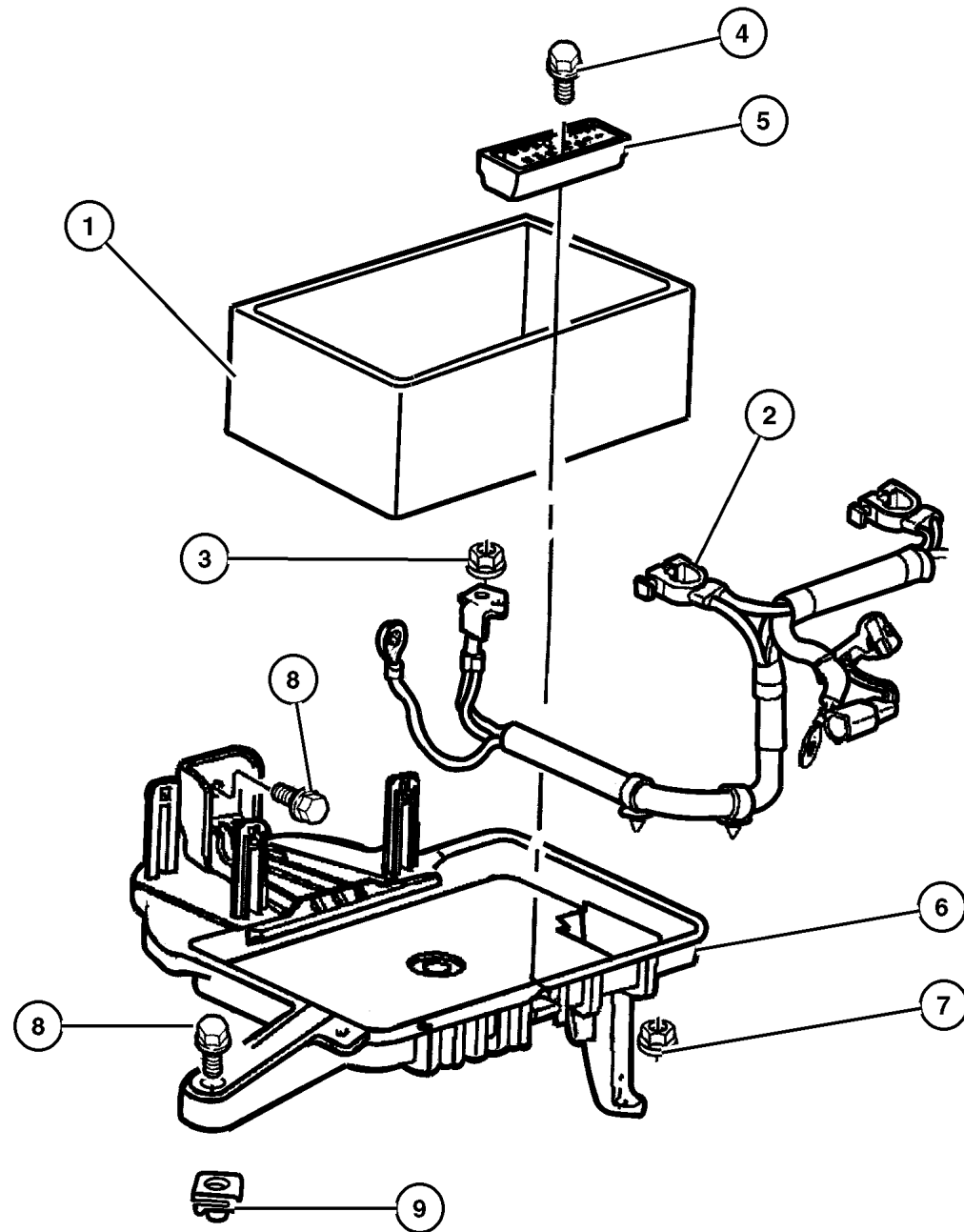
JEEP GRAND CHEROKEE (WJ)

SERIES	LINE	BODY	ENGINE	TRANSMISSION
H = Laredo	J = 4WD	74 = 4 Door	ER0, ERH = 4.0L, Power Tech	DGK = 4 Speed Autm, 42RE
P = Limited	T = 2WD		EV0, EVA = 4.7L, Power Tech	DGQ = 5 Speed Automatic 5-45RFE
				DG0 = All Automatic Transm

AR = Use as required - = Non illustrated part # = New this model year

July 17, 2002

Battery Tray & Cables Figure 008-1010



ITEM	PART NUMBER	QTY	LINE	SERIES	BODY	ENGINE	TRANS	DESCRIPTION
ER0=4.0L Engine								
EVO=4.7L Engine								
1	5604 1035	1						COVER, Battery
2	#56044 767AB	1				ER0		WIRING, Alternator and Battery
	#56044 768AB	1				EVO		
3	6101 808	2				ER0, EVO		NUT, Hex, M6x1
4	6101 766	1				ER0, EVO		SCREW AND WASHER
5	55136 959AB	1				ER0, EVO		BRACKET, Battery Hold Down
6	55135 690AD	1				ER0, EVO		SUPPORT, Battery
7	6504 030	1						NUT AND WASHER, Hex, M6x1
8	6100 568	4						BOLT AND WASHER, Implement Attaching
9	6101 712	1				ER0, EVO		NUT, U, M6x1

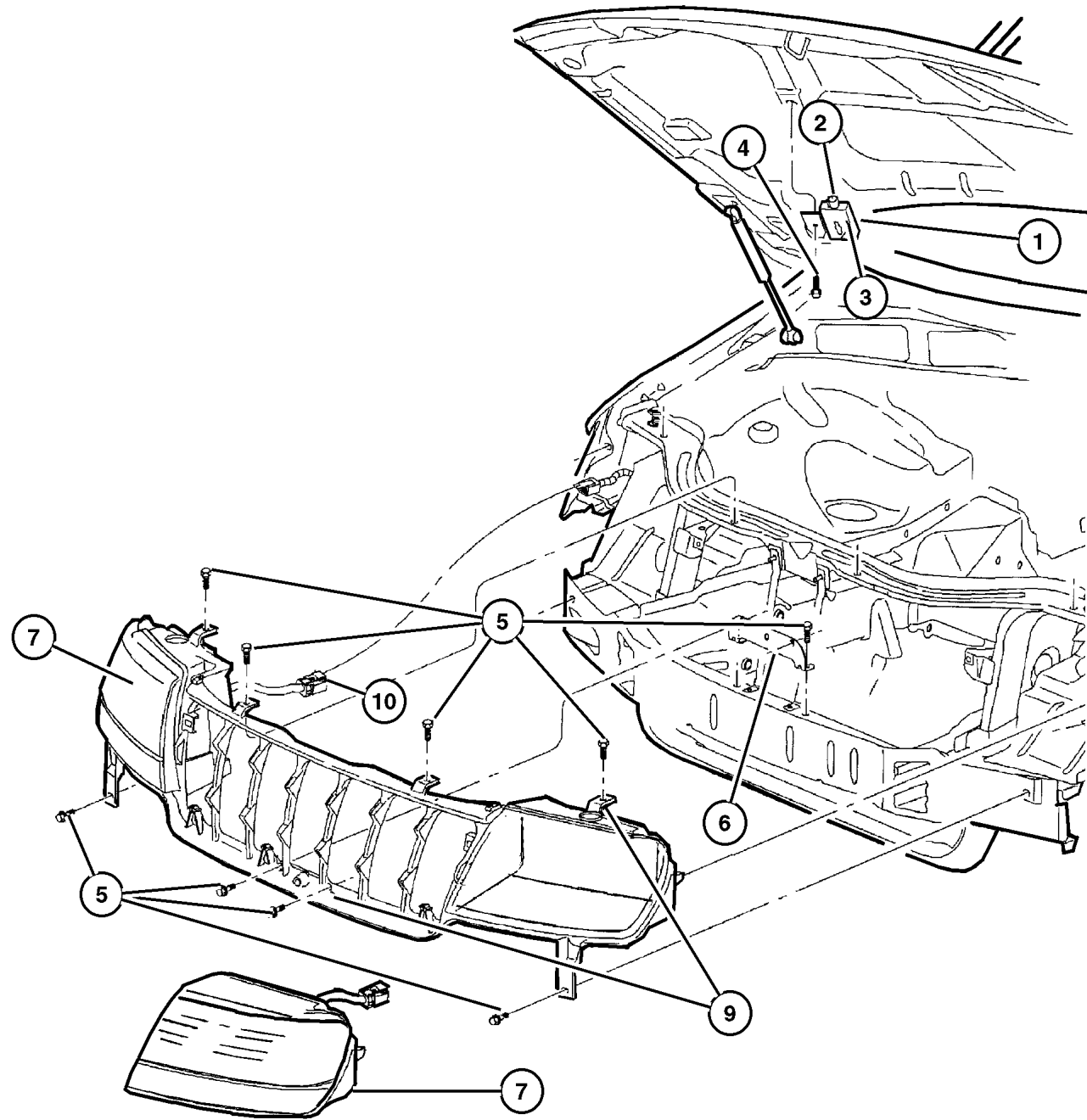
JEEP GRAND CHEROKEE (WJ)

SERIES	LINE	BODY	ENGINE	TRANSMISSION
H = Laredo	J = 4WD	74 = 4 Door	ER0, ERH = 4.0L, Power Tech	DGK = 4 Speed Autm, 42RE
P = Limited	T = 2WD		EVO, EVA = 4.7L, Power Tech	DGQ = 5 Speed Automatic 5-45RFE
				DG0 = All Automatic Transm

AR = Use as required - = Non illustrated part # = New this model year

July 17, 2002

Lamp - Front End
Figure 008-1110



ITEM	PART NUMBER	QTY	LINE	SERIES	BODY	ENGINE	TRANS	DESCRIPTION
ER0=4.0L Engine								
EVO=4.7L Engine								
1	5602 1441	1						LAMP, Underhood
2	L000 0561	1						BULB, 561
3	4897 446AA	1						LENS, Lamp Module
4	6505 815AA	2				ER0, EVO		SCREW
5	6503 259	2						SCREW, Tapping, M6x1x20
6	55155 706AB	1						BRACKET, Headlamp Panel
7								LAMP, Headlamp Park And Turn
	55155 128AB	1		H				Laredo w/o Headlamp Leveling, Right
	55155 129AB	1		H				Laredo w/o Headlamp Leveling, Left
	55155 552AB	1		P				Limited w/o Headlamp Leveling, Right
	55155 553AB	1		P				Limited w/o Headlamp Leveling, Left
-8	55136 788AA	1						PLATE, Headlamp Mounting
9								SUPPORT, Headlamp Panel
	5515 5498	1		H				
		1		P				
10	5012 604AA	1		H				WIRING, Headlamp
-11	5604 2395	1		H				SENSOR, Ambient Temperature
-12								RETAINER, Headlamp Receptical
	5012 684AA	1		H				Right
	5012 685AA	1		H				Left
-13	6504 483	2		P				SCREW, Large Round Washer Head
-14	6033 014	1		H				NUT
-15	L0009 006XS	1		H				BULB, Headlamp, 9006XS
-16	L0900 5XSLL	1		H				BULB, Headlamp
-17	L000 3157	1						BULB, 3157
-18	9421 330	2		H				BULB, PC194
-19	0L00 194NA	2						BULB, 194NA
-20	0L03 157NA	1		P				BULB, 3157 NAK
-21								LAMP, Fog
	5515 5136	AR						Right
	5515 5137	1		H				Left
-22	L000 9055	AR						BULB, 9055

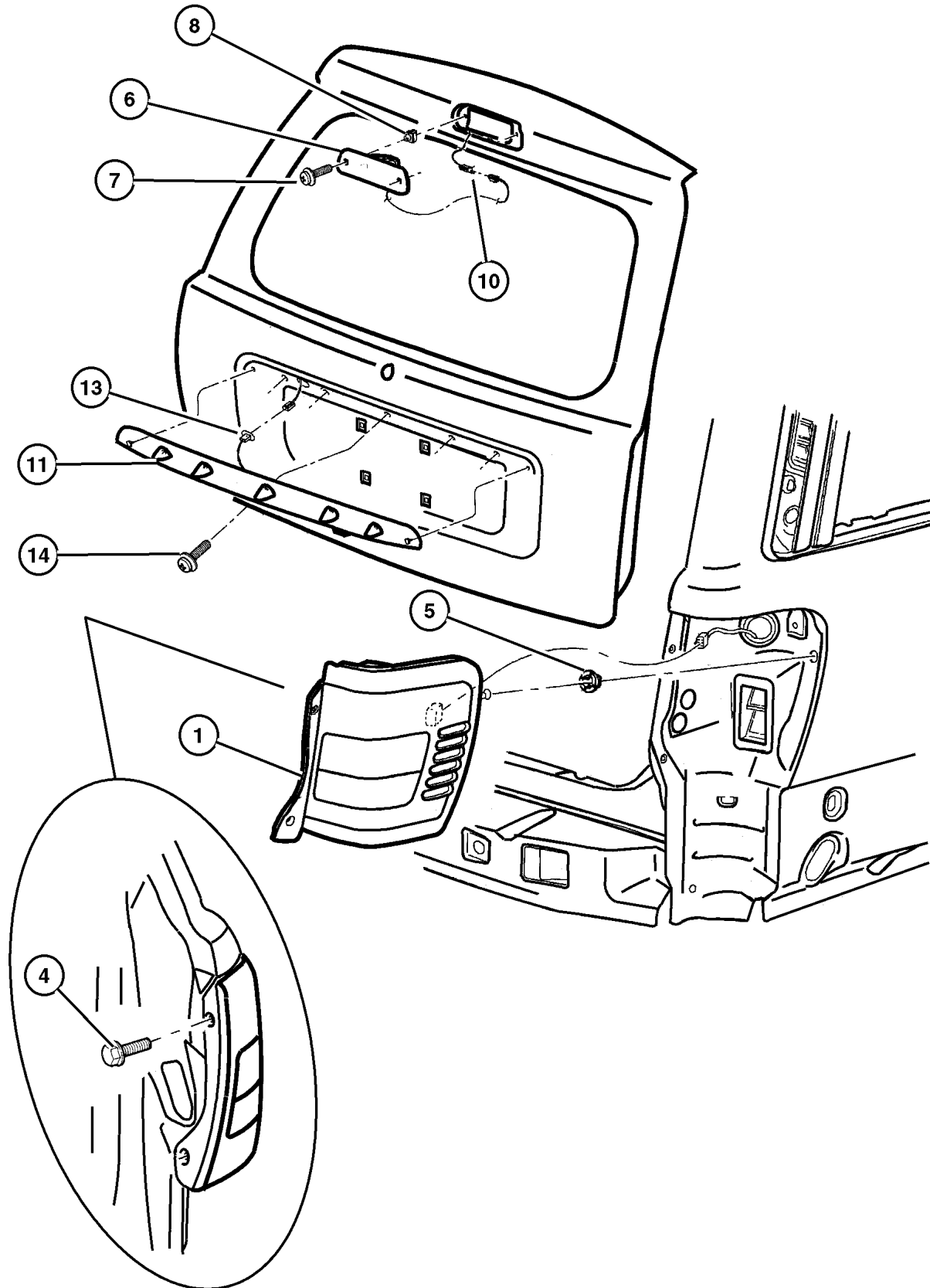
JEEP GRAND CHEROKEE (WJ)

SERIES	LINE	BODY	ENGINE	TRANSMISSION
H = Laredo	J = 4WD	74 = 4 Door	ER0, ERH = 4.0L, Power Tech	DGK = 4 Speed Autm, 42RE
P = Limited	T = 2WD		EVO, EVA = 4.7L, Power Tech	DGQ = 5 Speed Automatic 5-45RFE DG0 = All Automatic Transm

AR = Use as required - = Non illustrated part # = New this model year

July 17, 2002

Lamp - Rear End
Figure 008-1120



ITEM	PART NUMBER	QTY	LINE	SERIES	BODY	ENGINE	TRANS	DESCRIPTION
1								LAMP, Tail Stop Turn
	55155 138AC	1						Right
	55155 139AC	1						Left
-2	L000 3157	1						BULB, 3157
-3	4676 589	3						SOCKET, Board
4								SCREW, .190-16 X .750, (NOT SERVICED) (Not Serviced)
5	6505 386AA	2						NUT, Plastic
6	5515 5140	1						LAMP, High Mounted Stop
7	6036 163AA	2						SCREW, .19-16x1.00
8	6505 703AA	2						NUT, Plastic Snap-in
-9	0154 883AA	1						BULB, 921
10	5604 2544	1						WIRING, High Mounted Stop Lamp
11								HOUSING, Lamp
	5012 553AB	1		H				Laredo
	5012 554AA	1		H				Limited
-12	5012 548AA	1		P				LAMP, License
13	56042 545AD	1		H				WIRING, License Lamp
14	0154 228	5						SCREW, Tapping, .19-16x.625
-15	56042 450AB	1		H				SWITCH, Flipper Window
-16	L000 0168	1		P				BULB, 168

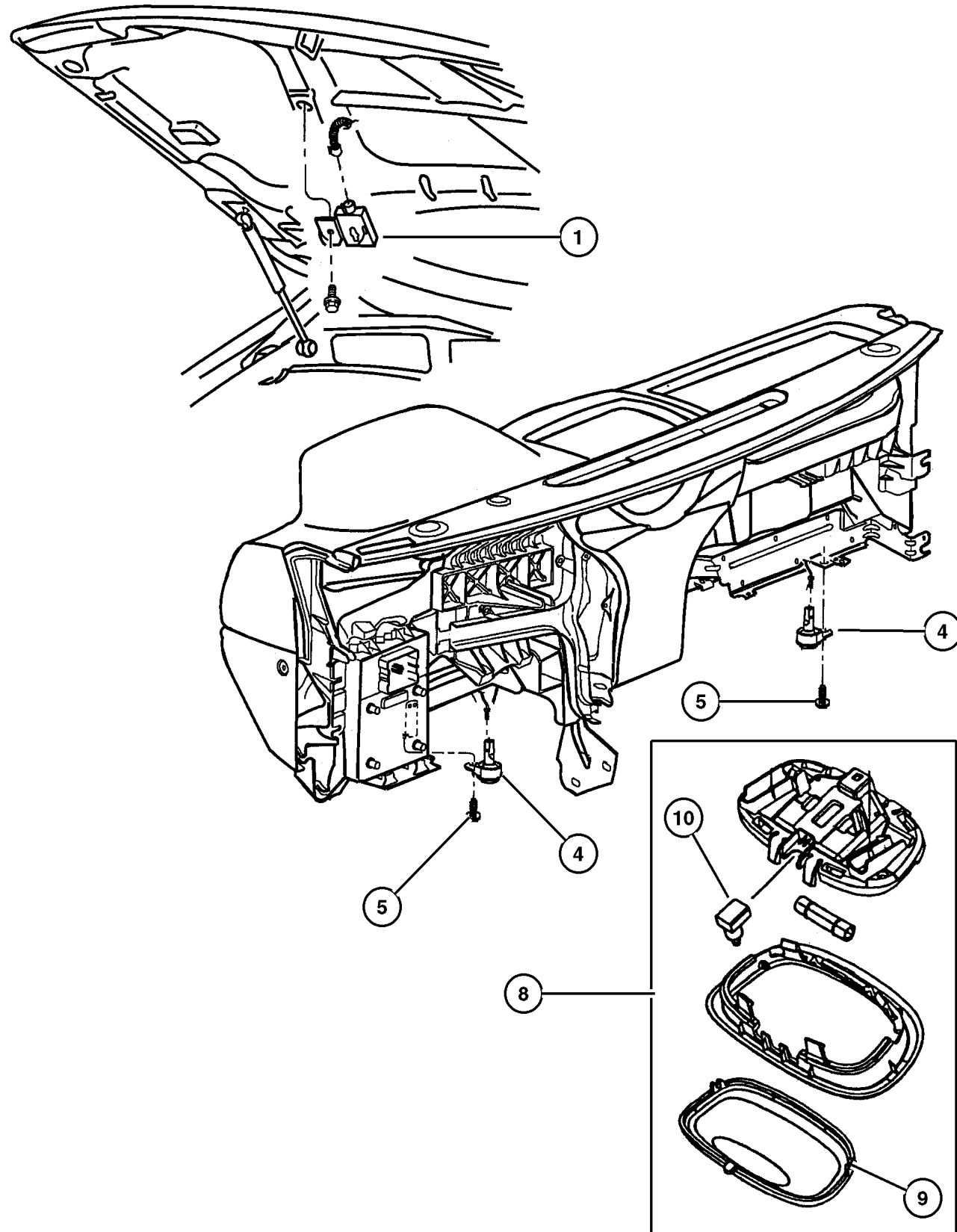
JEEP GRAND CHEROKEE (WJ)

SERIES	LINE	BODY	ENGINE	TRANSMISSION
H = Laredo	J = 4WD	74 = 4 Door	ER0, ERH = 4.0L, Power Tech	DGK = 4 Speed Autm, 42RE
P = Limited	T = 2WD		EV0, EVA = 4.7L, Power Tech	DGQ = 5 Speed Automatic 5-45RFE DG0 = All Automatic Transm

AR = Use as required - = Non illustrated part # = New this model year

July 17, 2002

Lamp - Courtesy - Dome - Reading
Figure 008-1130



ITEM	PART NUMBER	QTY	LINE	SERIES	BODY	ENGINE	TRANS	DESCRIPTION
1	5602 1441	1						LAMP, Underhood, with Switch
-2	4897 446AA	1						LENS, Lamp Module, Underhood
-3	L000 0561	1						BULB, 561
4	56042 559AA	2						LAMP, Courtesy, I/panel Lower
5	6101 946	3						SCREW, Tapping
-6	L000 0161	1						BULB, 161, Ash Receiver
-7	4778 794	1						LENS, Illuminated Visor, Right & Left
8								LAMP, Cargo
	5FT1 0TL2	1						Beige (Rear Overhead Console) [AZ]
	5FT1 0XT5	1						Tan/Agate (Rear Overhead Console) [T5]
9	55196 755AA	1						LENS, Cargo Lamp
10								LENS, Lamp Module, Grab Handle
	55196 759AA	1						Left Rear
	55196 760AA	1						Right Rear
-11	4685 445	1						SWITCH, Reading Lamp, Rear Cargo
-12	4437 661	4						LAMP, Message Center
-13								LAMP, Door
	5600 5076	1			P			Right
	5600 5077	1			P			Left

JEEP GRAND CHEROKEE (WJ)

SERIES	LINE	BODY	ENGINE	TRANSMISSION
H = Laredo	J = 4WD	74 = 4 Door	ER0, ERH = 4.0L, Power Tech	DGK = 4 Speed Autm, 42RE
P = Limited	T = 2WD		EV0, EVA = 4.7L, Power Tech	DGQ = 5 Speed Automatic 5-45RFE
				DG0 = All Automatic Transm

AR = Use as required - = Non illustrated part # = New this model year

July 17, 2002

Bulbs & Sockets
Figure 008-1140

ITEM	PART NUMBER	QTY	LINE	SERIES	BODY	ENGINE	TRANS	DESCRIPTION
ER0=4.0L Engine								
EVA=4.7L Power Tech Engine V8								
1	L000 3157	1						BULB, 3157
-2	0154 883AA	1						BULB, 921
-3	L000 0561	1						BULB, 561, Underhood
-4	9421 330	2		H				BULB, PC194
-5	L0009 006XS	1		H				BULB, Headlamp, 9006XS
-6	L0900 5XSLL	1		H				BULB, Headlamp
-7	L000 0161	1						BULB, 161, Ash Receiver
-8	L000 0906	2						BULB, 906
-9	6501 966	1						BULB, 74
-10	L000 0192	2						BULB, 192
-11	L000 PC74	1		H		ER0, EVA		BULB, PC74



JEEP GRAND CHEROKEE (WJ)

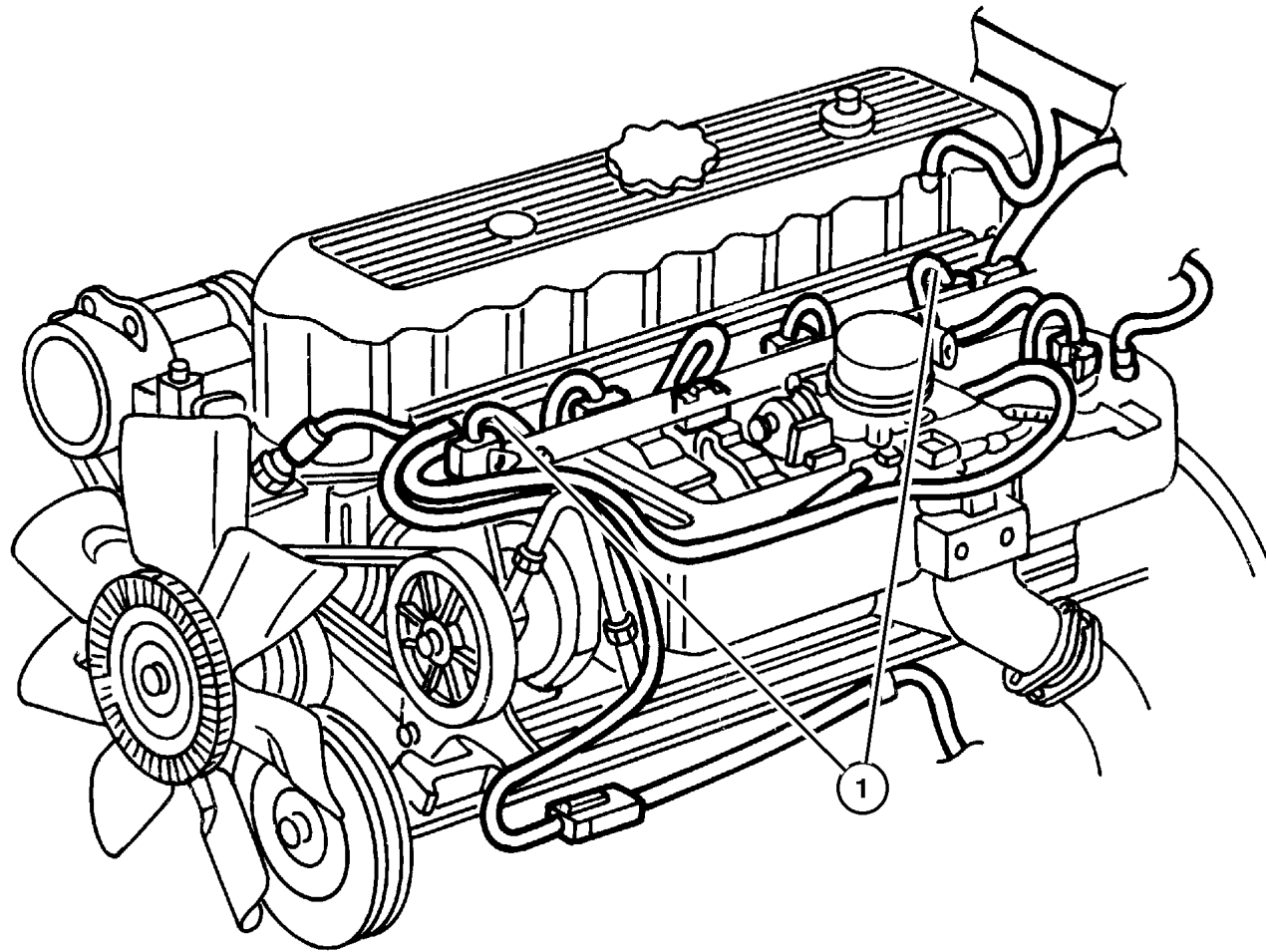
SERIES	LINE	BODY	ENGINE	TRANSMISSION
H = Laredo	J = 4WD	74 = 4 Door	ER0, ERH = 4.0L, Power Tech	DGK = 4 Speed Autm, 42RE
P = Limited	T = 2WD		EV0, EVA = 4.7L, Power Tech	DGQ = 5 Speed Automatic 5-45RFE
				DG0 = All Automatic Transm

AR = Use as required - = Non illustrated part # = New this model year

July 17, 2002

Wiring - Engine & Related Parts
Figure 008-1210

ITEM	PART NUMBER	QTY	LINE	SERIES	BODY	ENGINE	TRANS	DESCRIPTION
ER0=4.0L Engine								
EVO=4.7L Engine								
EVA=4.7L Power Tech Engine								
DG0=Automatic Transmission								
1								WIRING, Injector
	#56044 769AB	1				ER0	DG0	
	#56044 770AC	1				EVA	DG0	
-2	5600 8876	1						STRAP, Tie
-3	56041 438AA	1	J			ER0, EVO	DG0	WIRING, Transfer Case Jumper



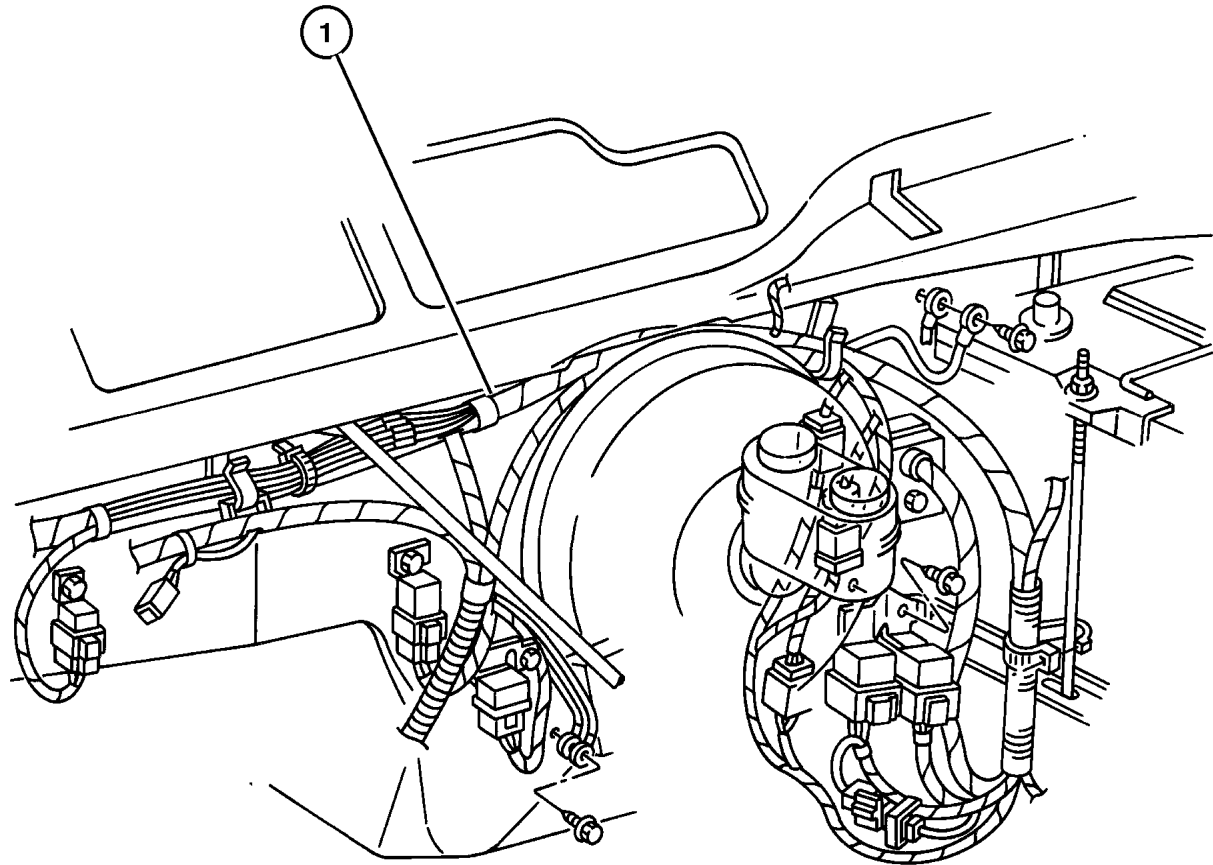
JEEP GRAND CHEROKEE (WJ)

SERIES	LINE	BODY	ENGINE	TRANSMISSION
H = Laredo	J = 4WD	74 = 4 Door	ER0, ERH = 4.0L, Power Tech	DGK = 4 Speed Autm, 42RE
P = Limited	T = 2WD		EVO, EVA = 4.7L, Power Tech	DGQ = 5 Speed Automatic
				5-45RFE
				DG0 = All Automatic Transm

AR = Use as required - = Non illustrated part # = New this model year

July 17, 2002

Wiring - Headlamp / Dash
Figure 008-1310



ITEM	PART NUMBER	QTY	LINE	SERIES	BODY	ENGINE	TRANS	DESCRIPTION
ER0=4.0L Engine EVO=4.7L Engine EVA=4.7L Power Tech Engine V8 EX0=3.0L/3.1L Turbo Diesel Engine								
1								WIRING, Headlamp to Dash
	56042 207AH	1				ER0, EVO		4.0L & 4.7L Engines, Left
	#56042 822AE	1				EVA		4.7L Engine, Right
	#56042 924AC	1				ER0		4.0L Engine, Right
-2	4604 235	2						BREAKER, Circuit
-3								COVER, Power Distribution Center
	5016 947AA	1	J, T			EX0		
		1	U			EX0		
	#5018 470AA	1				EVA		
		1				ER0		
	5016 946AA	1	U			ER0, EVO		
-4	4671 168	2						RELAY, Mini
-5								RELAY, Electrical
	4848 879AA	4				EVA		
		4				ER0		
		4	U			ER0, EVO		
-6	00AT M10	2						FUSE, Mini, 10 AMP, Red
-7	00AT M15	1						FUSE, Mini, 15 AMP, Light Blue
-8	00AT M20	1						FUSE, Mini, 20 AMP, Yellow
-9								FUSE CARTRIDGE, 30 Amp
	6102 076AA	2				EVA		
		2				ER0		
		2	U			ER0, EVO		
-10								FUSE CARTRIDGE, 40 Amp
	6102 077AA	6				EVA		
		6				ER0		
		6	U			ER0, EVO		
-11								FUSE CARTRIDGE, 50 Amp
	6102 078AA	3	U			ER0, EVO		
		3				ER0		
		3				EVA		
-12	55196 762AA	1						PULLER, Fuse

JEEP GRAND CHEROKEE (WJ)

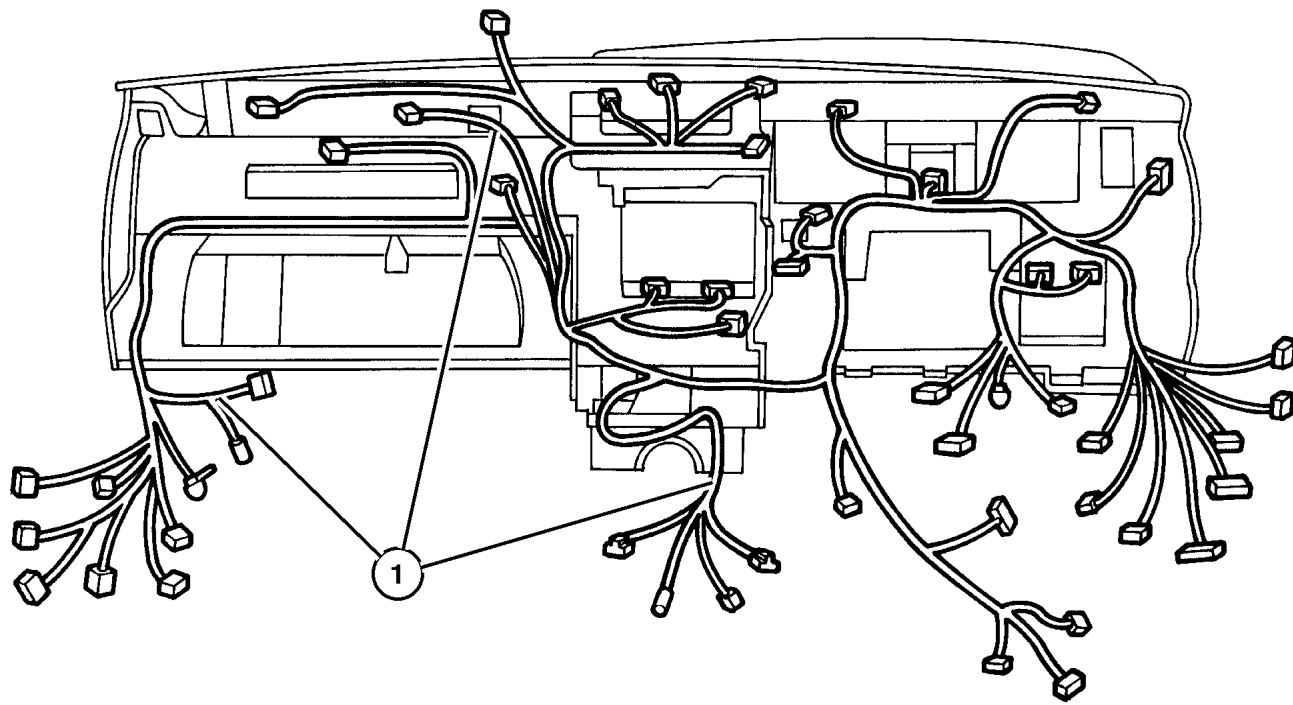
SERIES	LINE	BODY	ENGINE	TRANSMISSION
H = Laredo	J = 4WD	74 = 4 Door	ER0, ERH = 4.0L, Power Tech	DGK = 4 Speed Autm, 42RE
P = Limited	T = 2WD		EVO, EVA = 4.7L, Power Tech	DGQ = 5 Speed Automatic 5-45RFE
				DG0 = All Automatic Transm

AR = Use as required - = Non illustrated part # = New this model year

July 17, 2002

Wiring - Instrument Panel
Figure 008-1410

ITEM	PART NUMBER	QTY	LINE	SERIES	BODY	ENGINE	TRANS	DESCRIPTION
1								WIRING, Instrument Panel
	56042 920AD	1						with Air conditioning & without 10 Disc CD Remote Changer
	56042 922AD	1						with Dual Zone Control Air conditioning, Automatic Headlamps & without 10 Disc CD Remote Changer
	56042 925AD	1						w/Air conditioning & 10 Disc CD Remote Changer
	56042 940AD	1						with Dual Zone Control Air conditioning, Automatic Headlamps & with 10 Disc CD Remote Changer
-2	4274 258	2						TAPE, Radio Connector, Foam
-3	#5018 536AA	1						JUNCTION BLOCK, Relay
-4	00AT M10	2						FUSE, Mini, 10 AMP, Red
-5	00AT M15	1						FUSE, Mini, 15 AMP, Light Blue
-6	00AT M20	1						FUSE, Mini, 20 AMP, Yellow
-7	4687 835	1						FUSE, Mini, 25 Amp, Natural
-8	55196 762AA	1						PULLER, Fuse
-9	#55116 564AA	1						COVER, Fuse Access
-10	4604 235	2						BREAKER, Circuit
-11	5072 991AA	1						PLUG, Wiring, 10 Way (Plug/Cap/Shorting Bar)



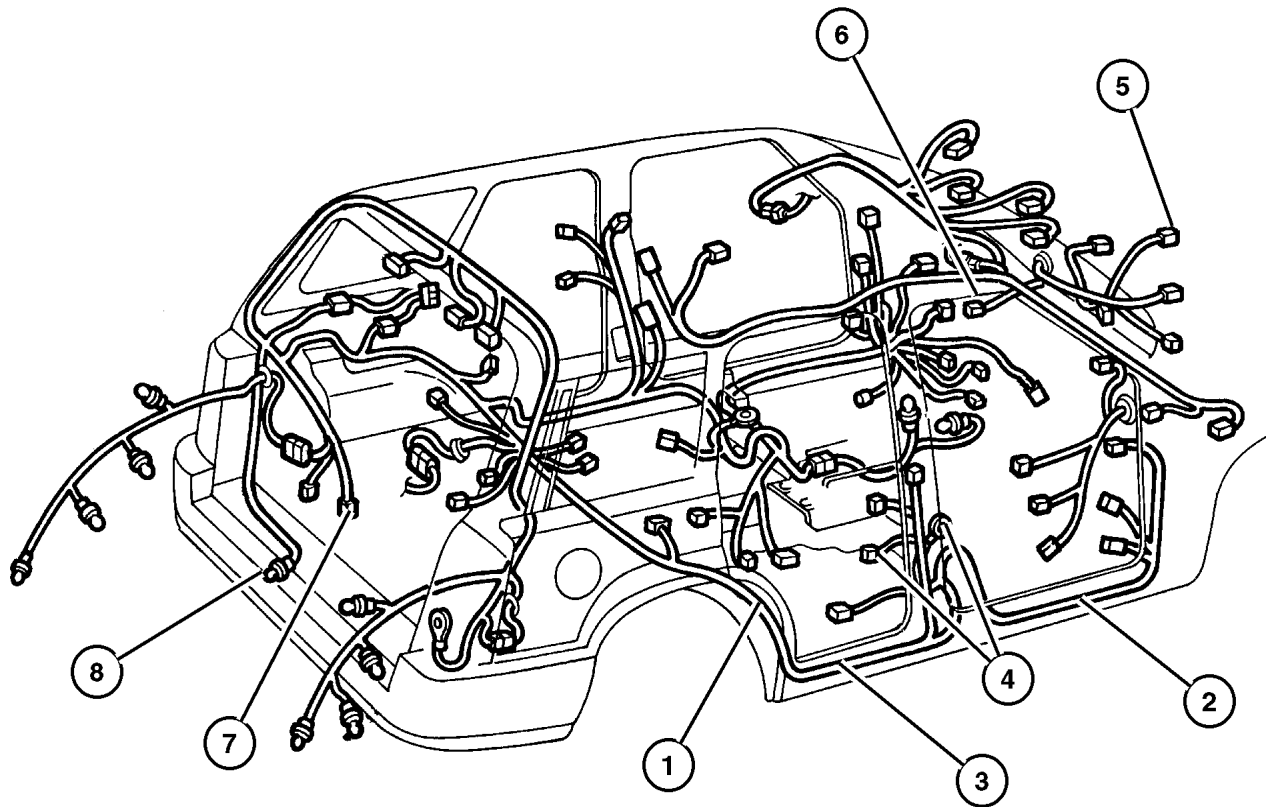
JEEP GRAND CHEROKEE (WJ)

SERIES	LINE	BODY	ENGINE	TRANSMISSION
H = Laredo	J = 4WD	74 = 4 Door	ER0, ERH = 4.0L, Power Tech	DGK = 4 Speed Autm, 42RE
P = Limited	T = 2WD		EV0, EVA = 4.7L, Power Tech	DGQ = 5 Speed Automatic 5-45RFE
				DG0 = All Automatic Transm

AR = Use as required - = Non illustrated part # = New this model year

July 17, 2002

Wiring - Body & Accessories
Figure 008-1510



ITEM	PART NUMBER	QTY	LINE	SERIES	BODY	ENGINE	TRANS	DESCRIPTION
1								WIRING, Body
	#56042 875AA	1						with Power Seats, Left
	#56042 876AA	1						without Power Seats, Left
	#56042 877AA	1						without Power Seats, Right
	#56042 878AA	1						with Power Seats, Right
	#56042 879AA	1						with CD Changer 10-Disc Remote, Right
2								WIRING, Front Door (Passenger Side), Passenger Side
	56042 220AE	1						with Security Alarm, Driver Side
	56042 219AE	1						without Security Alarm, Driver Side
3	56042 538AG	2						WIRING, Rear Door
4								WIRING, Door Jumper
	56042 525AE	1		P				Left Front Door
	56042 526AE	1		P				Right Front Door
	56042 527AE	1		H				with 6 Speakers or with Infinity Sound System, Right & Left
5	56042 574AD	1						WIRING, Underhood Lamp
6								WIRING, Steering Wheel
	56042 592AB	1		H				with Leather
	56042 595AB	1						without Leather
7	56042 800AB	1						WIRING, Liftgate
8								WIRING, Trailer Tow
	#56042 239AF	1						Wiring Kit with Hitch Plug with Jeep Logo, Label, 7-4 Way Adapter & Wiring
	#56019 823AC	1						
-9	56038 366AB	1						CONNECTOR, 7 Way
-10	5601 9823	1						ADAPTER, Trailer Tow, 7-4 Way for factory hitch also includes rubber hitch cap with Jeep Logo
-11	8220 3600	1	J, T	H, P	74			COVER KIT, Trailer Tow, Hitch Plug with Jeep Logo for accessory hitch
-12								WIRING, Headliner
	#56050 007AA	1						with Illuminated Visor, Universal Garage Door Opener & Without Sunroof
	#56050 009AA	1						With Illuminated Visor, Universal Garage Door Opener & With Sunroof
-13	55196 754AA	1						WIRING, Overhead Lighting
-14	4793 554	1						POWER OUTLET, Cigar Lighter, Quarter Trim Panel
-15	4685 591	1						CAP, Cigar Lighter, Quarter Trim Panel
-16								WIRING, Seat

JEEP GRAND CHEROKEE (WJ)

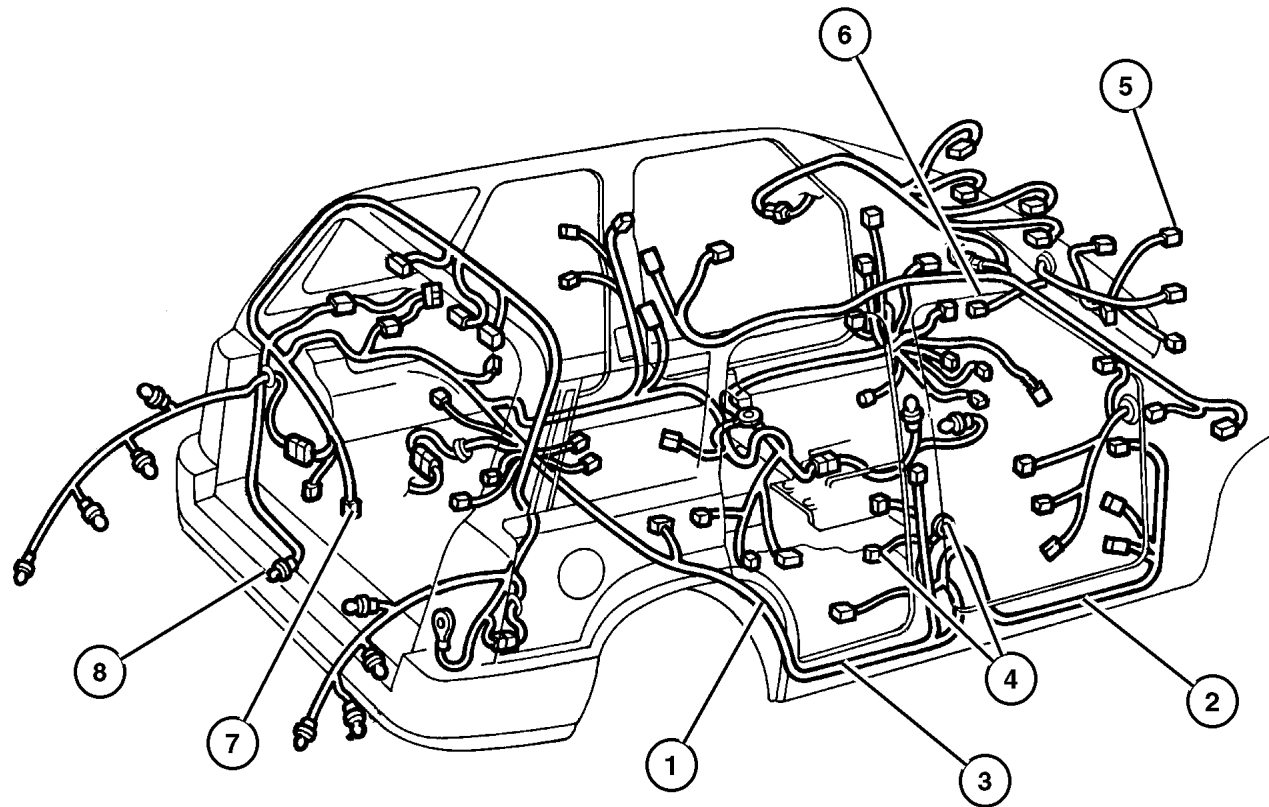
SERIES	LINE	BODY	ENGINE	TRANSMISSION
H = Laredo	J = 4WD	74 = 4 Door	ER0, ERH = 4.0L, Power Tech	DGK = 4 Speed Autm, 42RE
P = Limited	T = 2WD		EV0, EVA = 4.7L, Power Tech	DGQ = 5 Speed Automatic
				5-45RFE
				DG0 = All Automatic Transm

AR = Use as required - = Non illustrated part # = New this model year

July 17, 2002

Wiring - Body & Accessories
Figure 008-1510

ITEM	PART NUMBER	QTY	LINE	SERIES	BODY	ENGINE	TRANS	DESCRIPTION
	5015 744AA	1						with Power Driver & Passenger Seats, Left
	5017 930AA	1						with Power Driver & Passenger Seats, Right
	5015 747AA	1						with Power Seat & 10 Way Memory, Right
		1						with Power Seat & 10 Way Memory with Map Pocket, Right
	5017 925AA	1						with Power Seat & 10 Way Memory, Left
	5017 926AA	1						with Power 10 Way Heated Seats, Left
	5017 927AA	1						with Power Heated Seats, Left
	5017 928AA	1						with Power Seat & 10 Way Memory with Map Pocket, Left
	5017 929AA	1						with Power 10 Way Heated Seats, Right
		1						with Power Heated Seats, Right
-17	5016 560AA	1						WIRING, Sunroof
-18	55196 753AA	1						WIRING, Overhead Lighting, Assist Handles , Assist Handles



JEEP GRAND CHEROKEE (WJ)

SERIES	LINE	BODY	ENGINE	TRANSMISSION
H = Laredo	J = 4WD	74 = 4 Door	ER0, ERH = 4.0L, Power Tech	DGK = 4 Speed Autm, 42RE
P = Limited	T = 2WD		EV0, EVA = 4.7L, Power Tech	DGQ = 5 Speed Automatic 5-45RFE
				DG0 = All Automatic Transm

AR = Use as required - = Non illustrated part # = New this model year

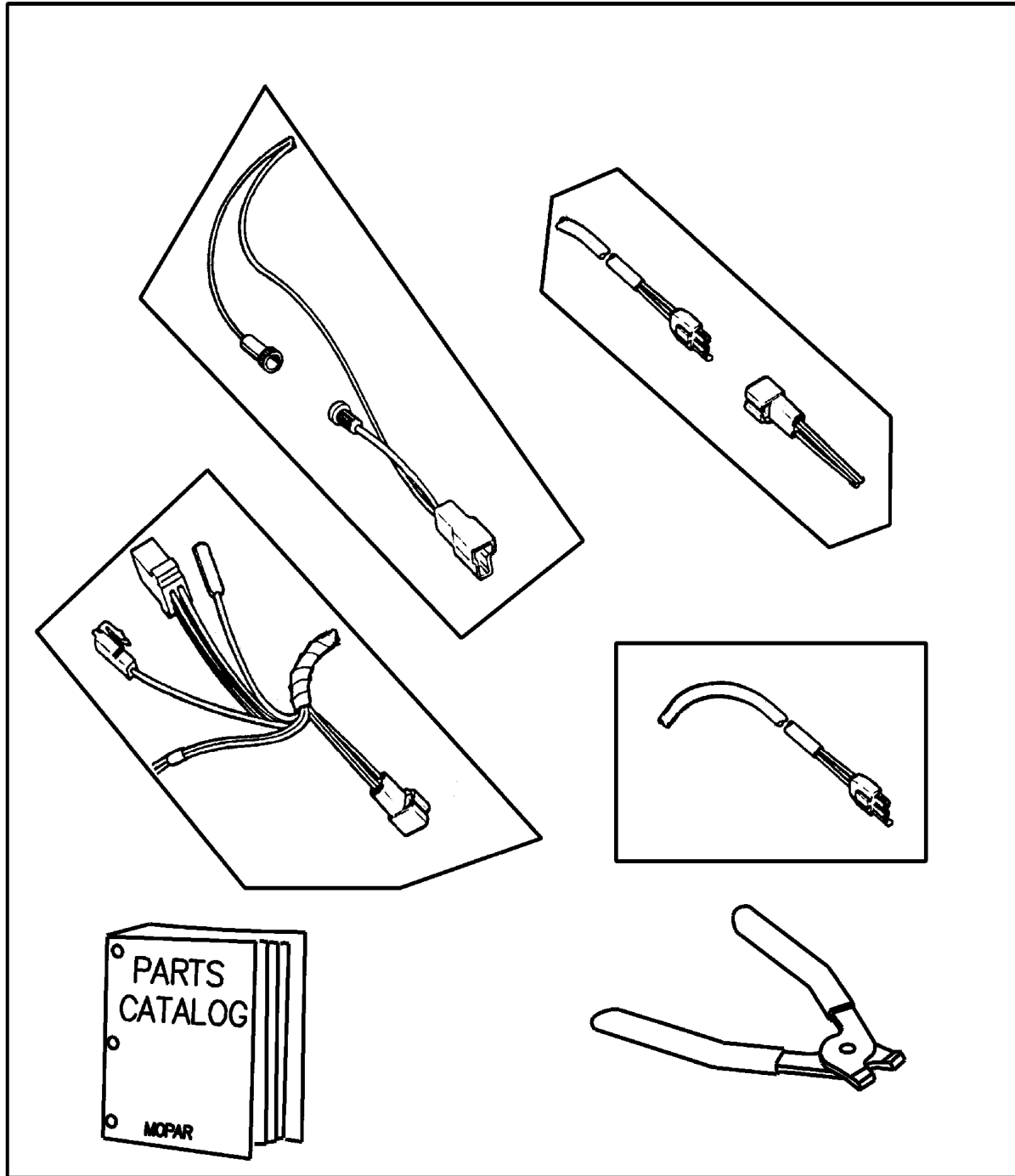
July 17, 2002

Wiring Repair Packages
Figure 008-1605

ITEM	PART NUMBER	QTY	LINE	SERIES	BODY	ENGINE	TRANS	DESCRIPTION
------	-------------	-----	------	--------	------	--------	-------	-------------

ER0=4.0L Engine
 EVA=4.7L Power Tech Engine
 EVO=4.7L Engine

1	5013 930AB	1						WIRING PACKAGE, Underhood Connector Repair
-2	4364 392	1				ER0		TUBE, Convoluted
-3	J417 5376	2				ER0, EVA		STRAP, Tie



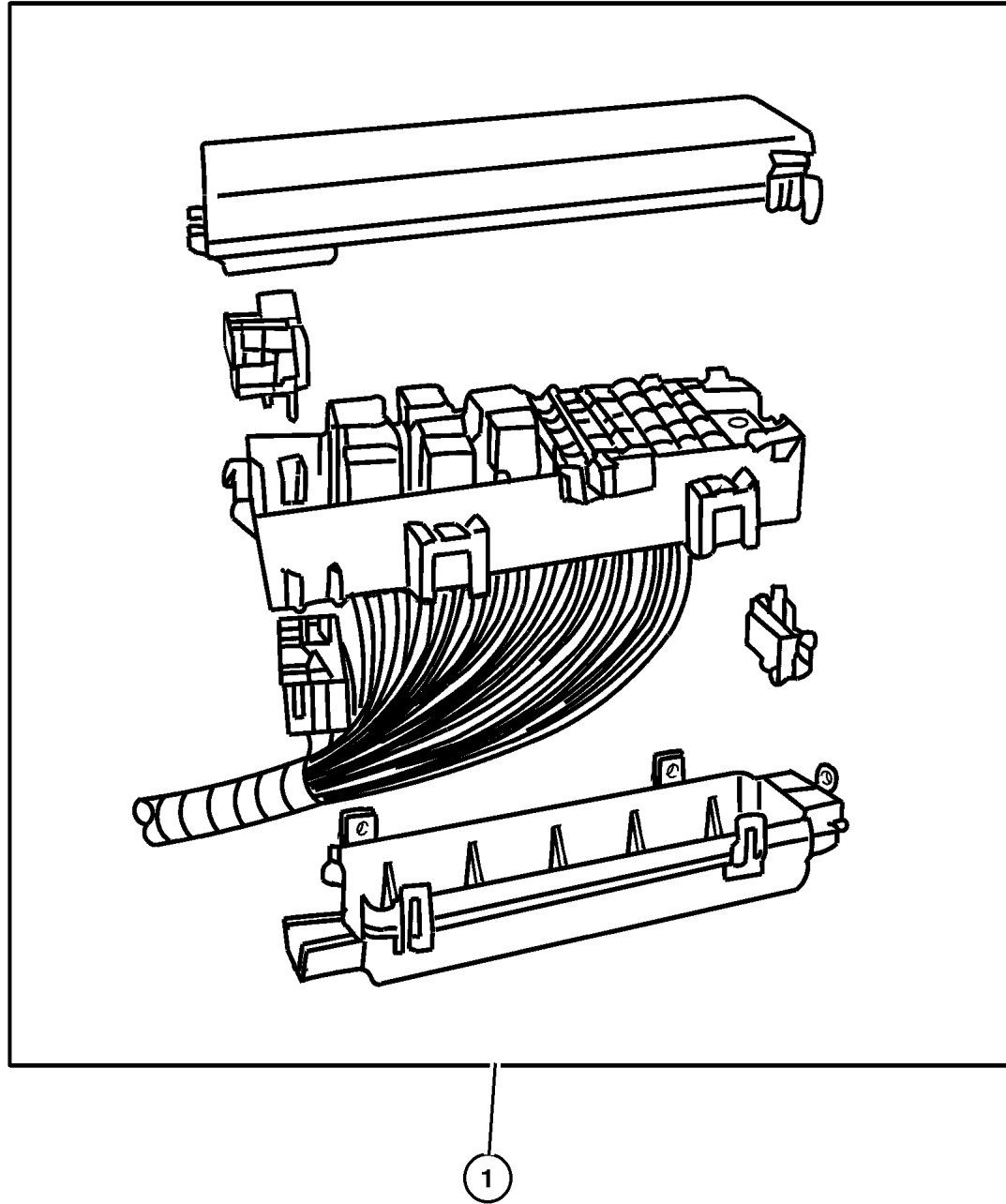
JEEP GRAND CHEROKEE (WJ)				
SERIES	LINE	BODY	ENGINE	TRANSMISSION
H = Laredo	J = 4WD	74 = 4 Door	ER0, ERH = 4.0L, Power Tech	DGK = 4 Speed Autm, 42RE
P = Limited	T = 2WD		EVO, EVA = 4.7L, Power Tech	DGQ = 5 Speed Automatic 5-45RFE
				DG0 = All Automatic Transm

AR = Use as required - = Non illustrated part # = New this model year

July 17, 2002

Power Distribution Center Repair
Figure 008-1610

ITEM	PART NUMBER	QTY	LINE	SERIES	BODY	ENGINE	TRANS	DESCRIPTION
1	5014 460AB	1						REPAIR KIT, Power Distribution Center



JEEP GRAND CHEROKEE (WJ)

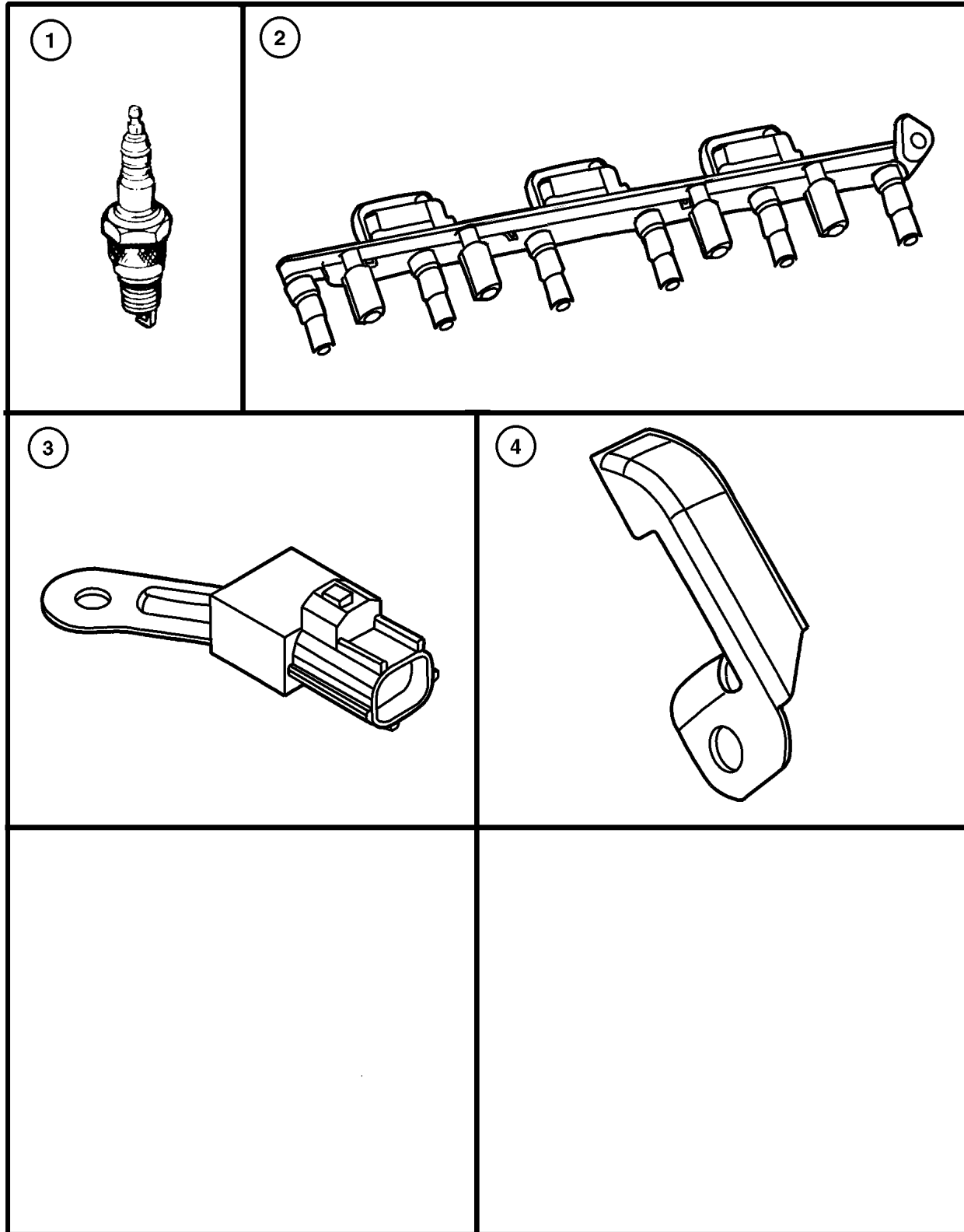
SERIES	LINE	BODY	ENGINE	TRANSMISSION
H = Laredo	J = 4WD	74 = 4 Door	ER0, ERH = 4.0L, Power Tech	DGK = 4 Speed Autm, 42RE
P = Limited	T = 2WD		EV0, EVA = 4.7L, Power Tech	DGQ = 5 Speed Automatic 5-45RFE
				DG0 = All Automatic Transm

AR = Use as required - = Non illustrated part # = New this model year

July 17, 2002

Spark Plugs - Coils Figure 008-1910

ITEM	PART NUMBER	QTY	LINE	SERIES	BODY	ENGINE	TRANS	DESCRIPTION
[ER0]=4.0L Engine								
[ERH]=4.0L Power Tech Engine								
[EVA]=4.7L Power Tech Engine V8								
[EV0]=4.7L Engine								
[DG0]=Automatic Transmission								
1								SPARK PLUG
	SP0RC 12ECC	6				ER0		
	SPRC1 2MCC4	8				EVA		
2								COIL, Ignition
	56028 138AB	8				EV0		EVO (4.7L 6 Cyl GAS)
	56041 476AA	1				ER0		ERO (4.0L GAS)
3								CAPACITOR, Ignition
	56041 396AA	2				EV0		
		1				ERH		
4	56041 388AA	1				ER0	DG0	SHIELD, Wiring
-5	5015 297AA	8				EV0		O RING, Coil Pack
-6	6102 146AA	4				ER0		SCREW AND WASHER, Ignition Coil Mounting



JEEP GRAND CHEROKEE (WJ)

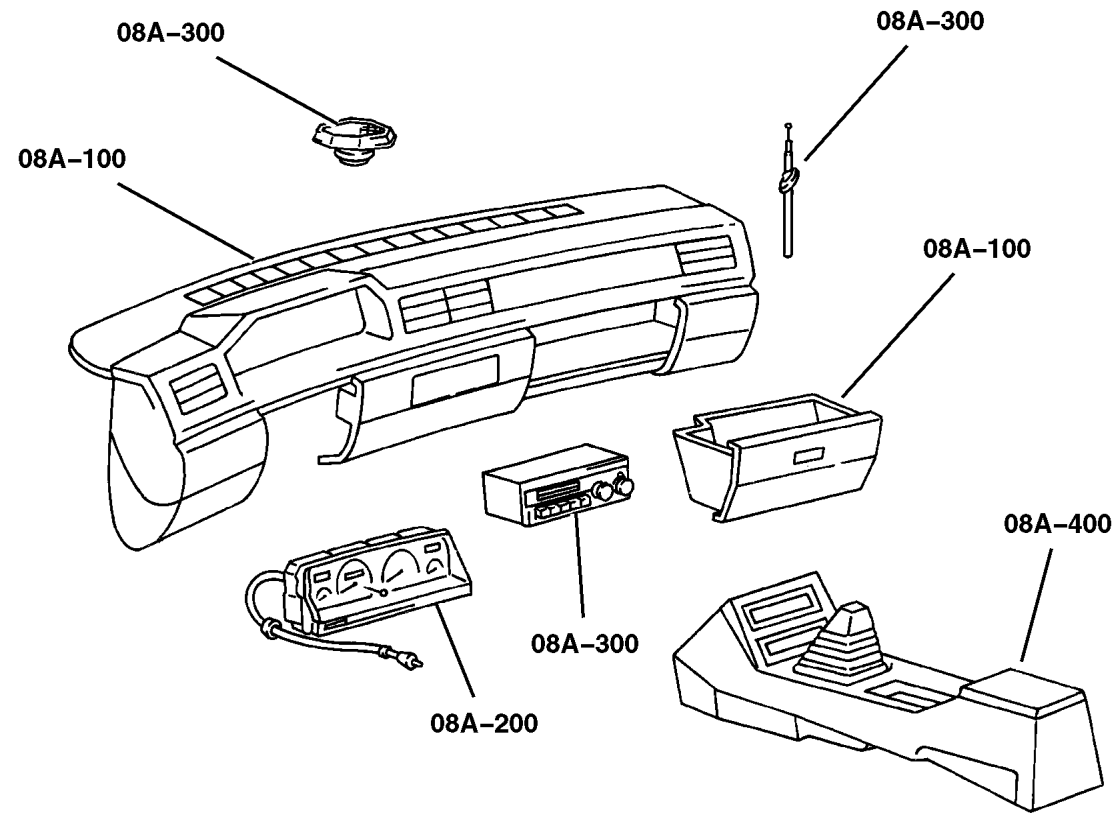
SERIES	LINE	BODY	ENGINE	TRANSMISSION
H = Laredo	J = 4WD	74 = 4 Door	ER0, ERH = 4.0L, Power Tech	DGK = 4 Speed Autm, 42RE
P = Limited	T = 2WD		EV0, EVA = 4.7L, Power Tech	DGQ = 5 Speed Automatic
				5-45RFE
				DG0 = All Automatic Transm

AR = Use as required - = Non illustrated part # = New this model year

July 17, 2002

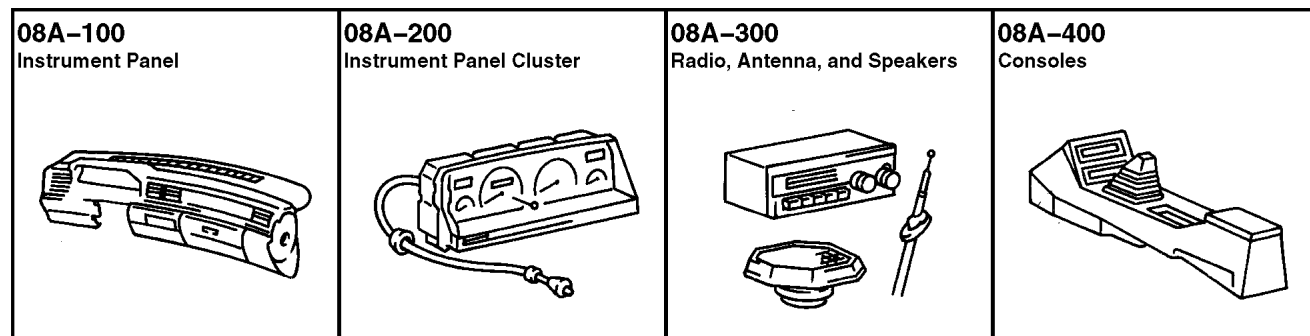
Group – 08A

Instrument Panel and Radios and Consoles

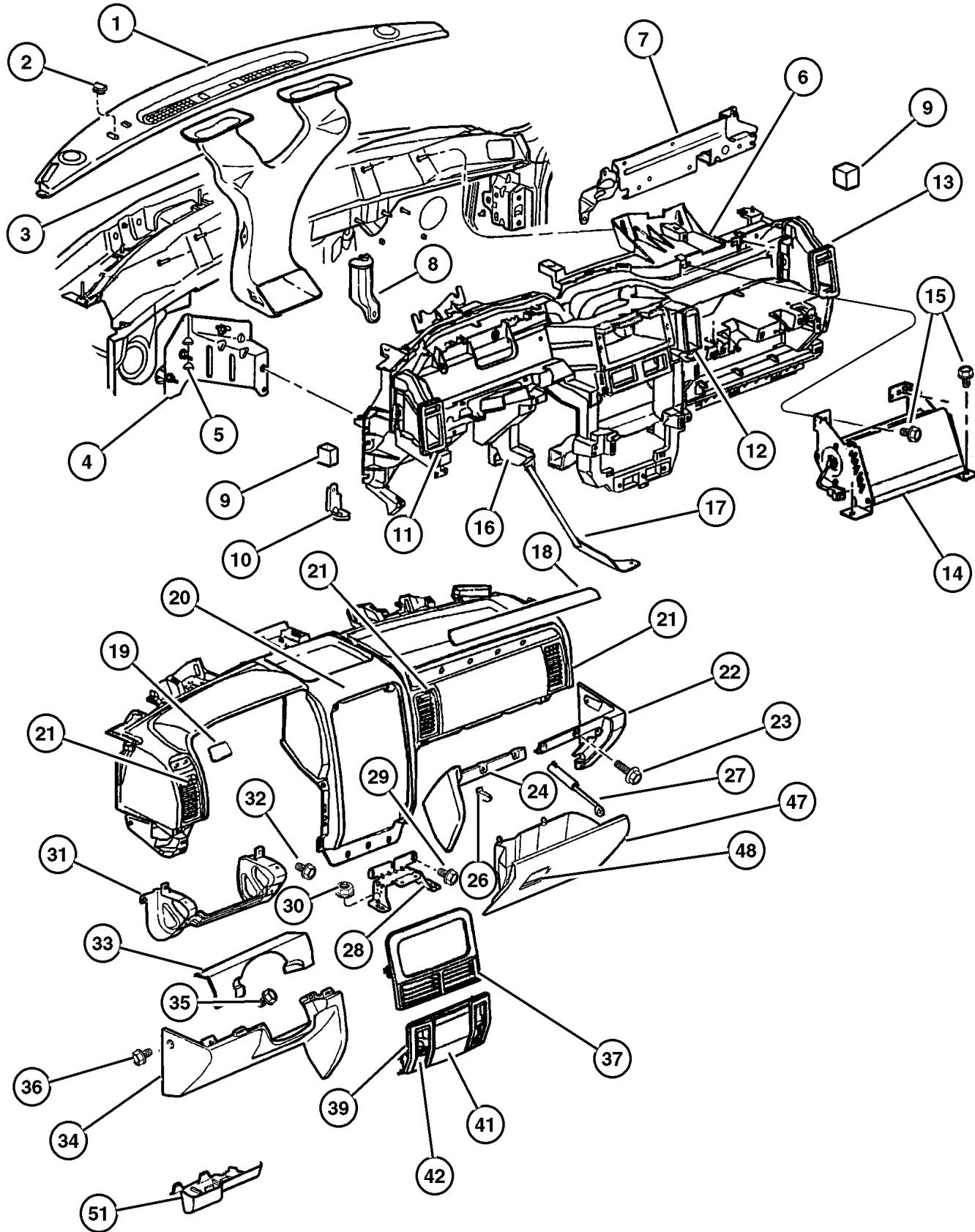


GROUP 8A - Instrument Panel and Radios and Consoles

Illustration Title	Group-Fig. No.
Instrument Panel	
Instrument Panel	Fig. 08A-110
Instrument Panel Cluster	
Instrument Cluster	Fig. 08A-210
Radio, Antenna, and Speakers	
Radios	Fig. 08A-310
Antenna	Fig. 08A-320
Speakers	Fig. 08A-325
Consoles	
Floor Console	Fig. 08A-410
Overhead Console	Fig. 08A-420



Instrument Panel
Figure 08A-110



ITEM	PART NUMBER	QTY	LINE	SERIES	BODY	ENGINE	TRANS	DESCRIPTION
1	QR20 LAZAD	1						COVER, Instrument Panel [AZ]
	QR20 WL8AD	1						[L5]
	QR20 XTMAAD	1						[T5]
2	5EL1 1SAZ	1						PLUG, Solar Sensor [AZ]
	5EL1 1WL8	1						[L5]
	5EL1 1XTM	1						[T5]
3	5511 6014	1					DUCT, Defroster	
4	55116 395AC	1					BRACKET, Instrument Panel	
5							NUT, M6x1, (NOT SERVICED) (Not Serviced)	
6	55116 407AC	1					DUCT, Instrument Panel, Structural	
7	55116 373AB	1					BRACKET, Instrument Panel, C-Channel Cover	
8	55116 397AA	1					BRACKET, Instrument Panel	
9							SPACER	
10	52850 582AA	1						Right
	52850 583AA	1						Left
10	55116 390AB	1					BRACKET, Instrument Panel, Courtesy Lamp	
11	55116 287AB	1					DUCT, Instrument Panel, Extension Left	
12	55116 285AA	1					DUCT, Instrument Panel, Extension In Board	
13	55116 286AB	1					DUCT, Instrument Panel, Extension Right	
14	55115 945AD	1					AIR BAG, Passenger	
15							SCREW, Hex Head, (NOT SERVICED) (Not Serviced)	
16	55116 032AC	1					BRACKET, Instrument Panel, Steering Column Support	
17							STRAP, Serviced in Assembly, (NOT SERVICED) (Not Serviced)	
18							BEZEL, Instrument Panel	
19	55116 482AA	1						(Spartan Burl), Passenger
	#55116 509AA	1						(Brush Aluminum), Passenger
20	55116 475AA	1						BEZEL, Instrument Panel, Armature Assembly & A/C Outlet Bezel Included (Spartan Burl), Driver
	#55116 497AA	1						(Brush Aluminum), Driver
21	#5HK98 1AZAA	1						PAD, Instrument Panel [AZ]
	#5HK98 1L8AA	1						[L5]
	#5HK98 1TMAA	1						[T5]
21							OUTLET, Air Conditioning & Heater	

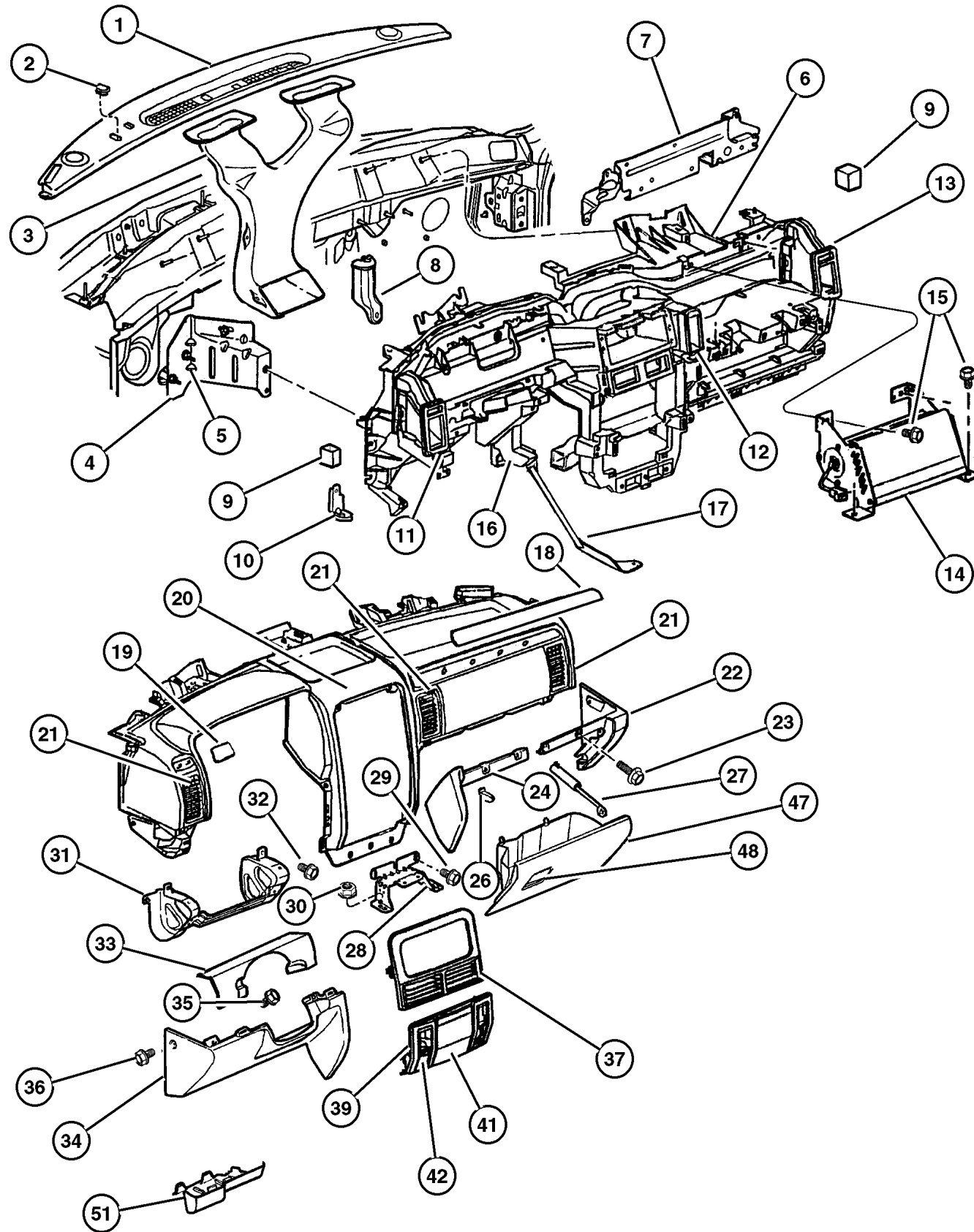
JEEP GRAND CHEROKEE (WJ)

SERIES	LINE	BODY	ENGINE	TRANSMISSION
H = Laredo	J = 4WD	74 = 4 Door	ER0, ERH = 4.0L, Power Tech	DGK = 4 Speed Autm, 42RE
P = Limited	T = 2WD		EV0, EVA = 4.7L, Power Tech	DGQ = 5 Speed Automatic
				5-45RFE
				DG0 = All Automatic Transm

AR = Use as required - = Non illustrated part # = New this model year

July 17, 2002

Instrument Panel
Figure 08A-110



ITEM	PART NUMBER	QTY	LINE	SERIES	BODY	ENGINE	TRANS	DESCRIPTION
	5GZ12 1AZAB	1						[AZ] (Inboard)
	5GZ12 1L8AB	1						[L5] (Inboard)
	5GZ12 1TMAB	1						[T5] (Inboard)
	5GZ13 1AZAB	1						[AZ] (Left)
	5GZ13 1L8AB	1						[L5] (Left)
	5GZ13 1TMAB	1						[T5] (Left)
	5GZ14 1AZAB	1						[AZ] (Right)
	5GZ14 1L8AB	1						[L5] (Right)
	5GZ14 1TMAB	1						[T5] (Right)
22								CAP, Instrument Panel End
	5EY42 LAZAB	1						[AZ]
	5EY42 WL5AB	1						[L5]
	5EY42 XT5AB	1						[T5]
23	6032 723	3						SCREW, Self Tapping, M4.2x1.69x19.05
24								BEZEL, Instrument Panel
	5FU66 LAZAB	1						[AZ] Lower Right Center
	5FU66 WL5AB	1						[L5] Lower Right Center
	5FU66 XT5AB	1						[T5] Lower Right Center
-25	#6101 946	3						SCREW, Tapping
26								STRIKER, Glove Box Door Latch
	55116 374AA	1						Right
	55116 375AA	1						Left
27	55116 424AA	1						DAMPENER, Glove Box Door
28								BRACKET, Instrument Panel
	5511 6041	1						Up to 02/19/01
	#55116 041AB	1						02/19/01 & After
29								SCREW, M6X1X25, (NOT SERVICED)
								(Not Serviced)
30	6504 572	2						NUT AND WASHER, Hex Nut-Coned
								Washer, M8 x 1.25
31	55116 391AA	1						BRACKET, Instrument Panel
32								SCREW, Self Tapping, M6x1x15, (NOT SERVICED) (Not Serviced)
33								BEZEL, Instrument Cluster
	5FZ23 LAZAD	1						Agate
	5FZ23 WL8AD	1						[L5]
	5FZ23 XT MAD	1						[T5]
34								COVER, Instrument Panel, Steering
								Column Opening
	5EY40 LAZAF	1						[AZ]
	5EY40 WL5AF	1						[L5]
	5EY40 XT5AF	1						[T5]
35	#6101 946	3						SCREW, Tapping
36	6032 723	3						SCREW, Self Tapping, M4.2x1.69x19.05

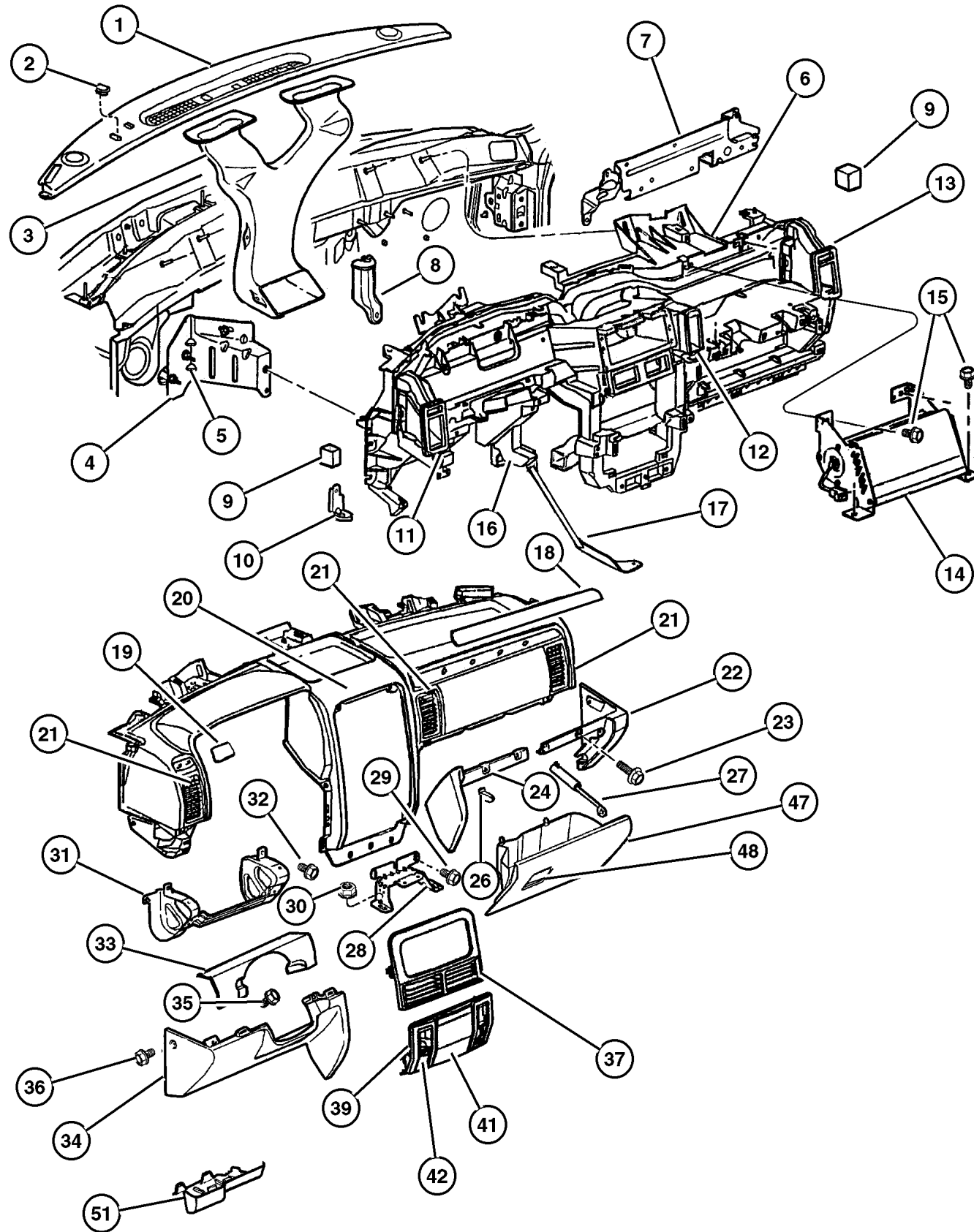
JEEP GRAND CHEROKEE (WJ)

SERIES	LINE	BODY	ENGINE	TRANSMISSION
H = Laredo	J = 4WD	74 = 4 Door	ER0, ERH = 4.0L, Power Tech	DGK = 4 Speed Autm, 42RE
P = Limited	T = 2WD		EV0, EVA = 4.7L, Power Tech	DGQ = 5 Speed Automatic
				5-45RFE
				DG0 = All Automatic Transm

AR = Use as required - = Non illustrated part # = New this model year

July 17, 2002

Instrument Panel Figure 08A-110



ITEM	PART NUMBER	QTY	LINE	SERIES	BODY	ENGINE	TRANS	DESCRIPTION
37								BEZEL, Instrument Panel, Upper, Radio Bezel Opening
	55116 479AB	1						Woodgrain (Spartan Burl)
	#55116 506AA	1						(Brush Aluminum)
-38	55116 366AB	1						ADAPTER, A/C And Heater Unit
39								BEZEL, Instrument Panel, Lower
	5019 799AA	1						Limited with 10 Way Power Heated Seats (Sparta Burl) (Ash Reciever Assembly, Cigar & Power Outlet Assembly Included)
	55116 280AC	1						Laredo without Heated Seats (Ash Reciever Assembly, Cigar & Power Outlet Assembly Included) Black
	5014 055AC	1						Laredo with Heated Seats (Ash Reciever Assembly, Cigar & Power Outlet Assembly Included) Black
	55116 483AB	1						Limited without 10 Way Power Heated Seats (Sparta Burl) (Ash Reciever Assembly, Cigar & Power Outlet Assembly Included)
-40	6504 664	1						CLIP, Instrument Panel
41	5511 6061	1						RECEPTACLE, Ash Receiver
42	55116 273AA	1						DOOR, Power Outlet
-43	5269 360	1						HOOD, Ash Receiver Lamp
-44	4793 554	1						POWER OUTLET, Cigar Lighter
-45	4793 551	1						BASE, Cigar Lighter
-46	4793 555	2						RING, Cigar Lighter Mounting
47								GLOVE BOX, Instrument Panel
	5EY38 1AZAB	1						[AZ]
	5EY38 1L5AB	1						[L5]
	5EY38 1T5AB	1						[T5]
48								LATCH, Glovebox Door
	5FK9 41T5	1						[T5]
	5FK9 4LAZ	1						[AZ]
	5FK9 4WL5	1						[L5]
-49	4524 343	2						BUMPER, Glove Box Door
-50	4565 022	1						SWITCH AND LAMP, Glove Box
51	55116 219AB	1						COVER, Fuse Access
-52	55196 762AA	1						PULLER, Fuse
-53								LABEL, Air Bag Warning
	4595 748AA	1						Glovebox Door (English)
	4595 749AA	1						Glovebox Door (Bilingual)
-54	4793 554	1						POWER OUTLET, Cigar Lighter, Quarter Trim Panel

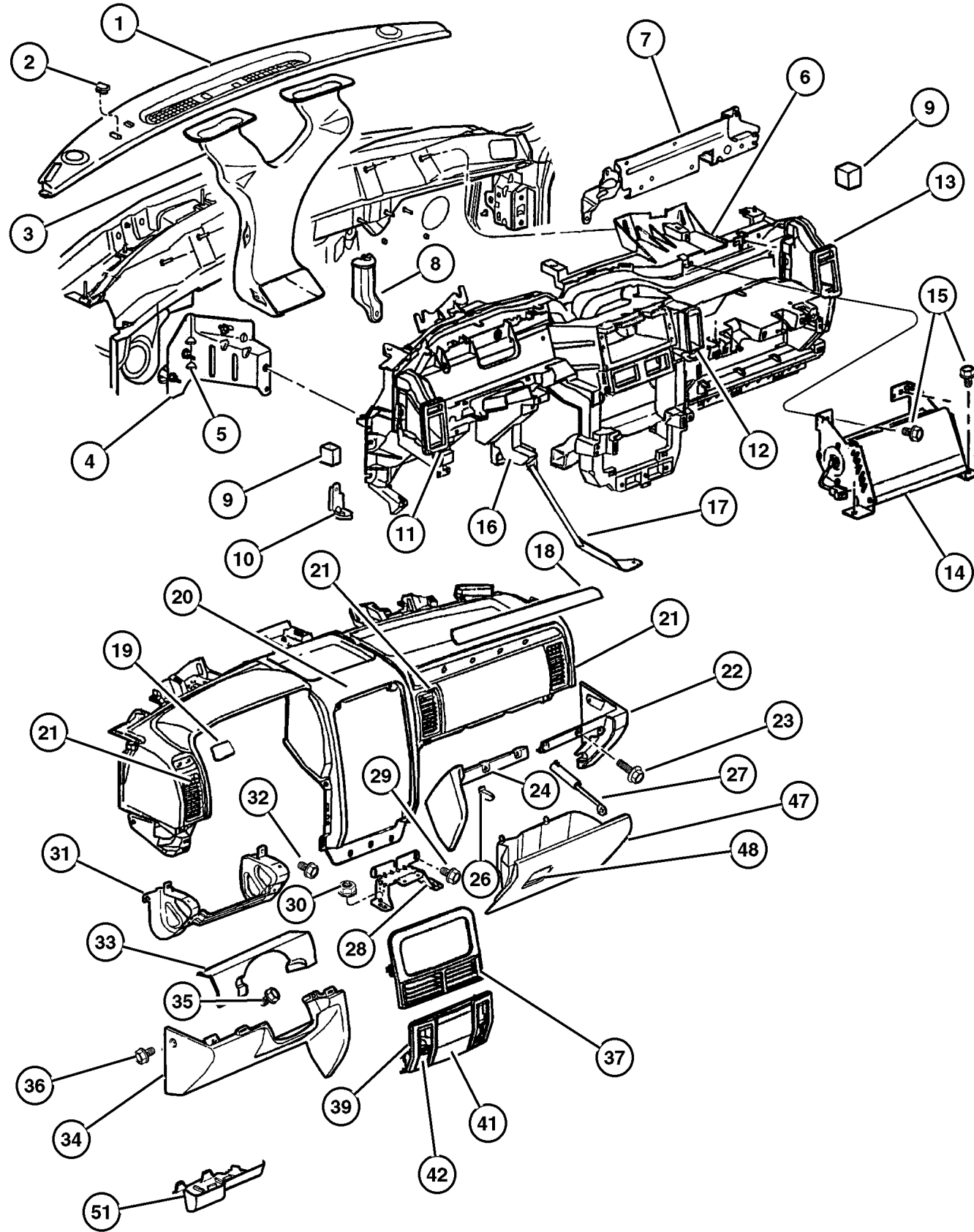
JEEP GRAND CHEROKEE (WJ)

SERIES	LINE	BODY	ENGINE	TRANSMISSION
H = Laredo	J = 4WD	74 = 4 Door	ER0, ERH = 4.0L, Power Tech	DGK = 4 Speed Autm, 42RE
P = Limited	T = 2WD		EV0, EVA = 4.7L, Power Tech	DGQ = 5 Speed Automatic 5-45RFE DG0 = All Automatic Transm

AR = Use as required - = Non illustrated part # = New this model year

July 17, 2002

Instrument Panel
Figure 08A-110



ITEM	PART NUMBER	QTY	LINE	SERIES	BODY	ENGINE	TRANS	DESCRIPTION
------	-------------	-----	------	--------	------	--------	-------	-------------

-55	4685 370	1						KNOB AND ELEMENT, Cigar Lighter
-56	4685 591	1						CAP, Cigar Lighter, Cap/Tether & Mount Ring (Cigar Lighter)

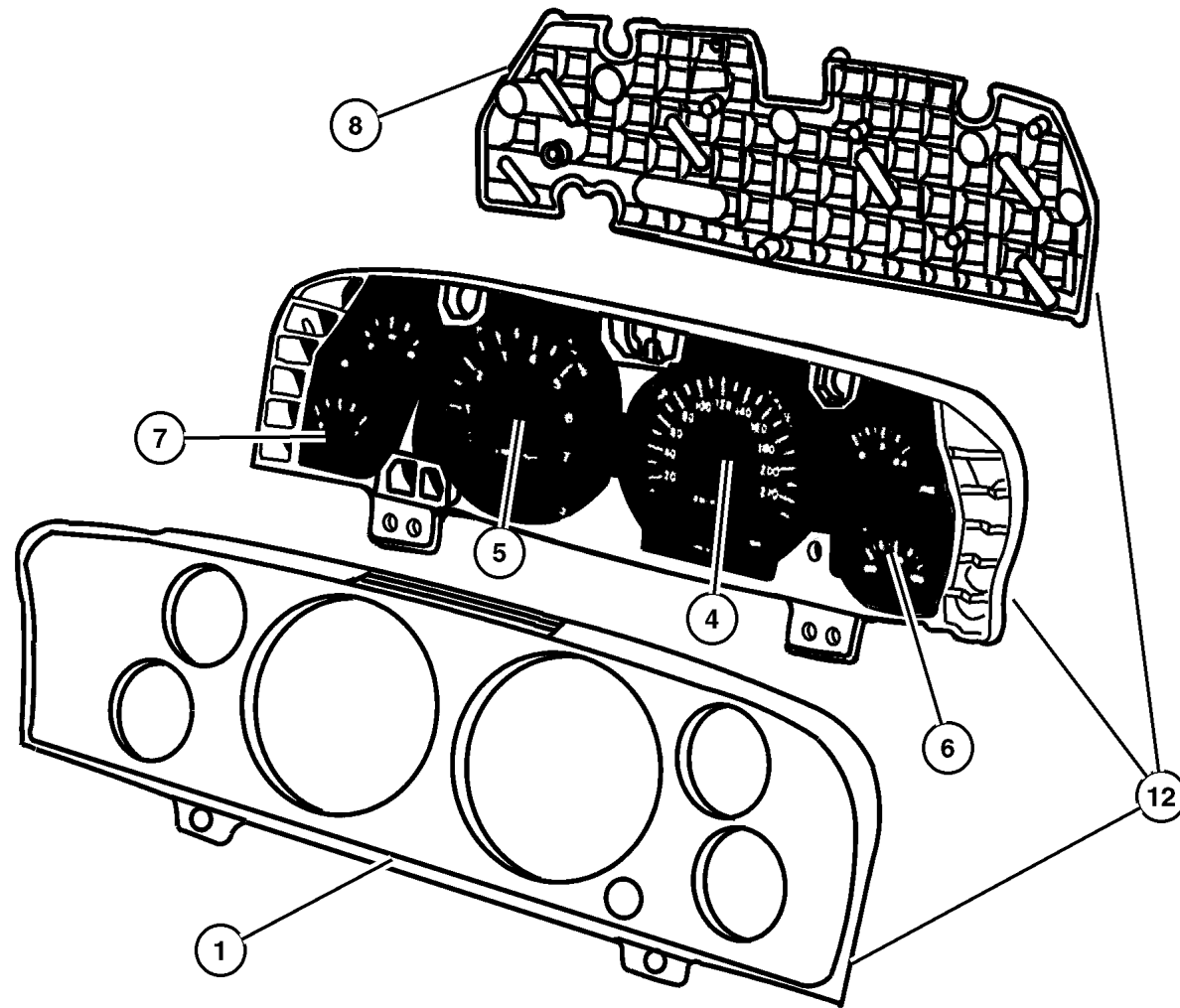
JEEP GRAND CHEROKEE (WJ)

SERIES	LINE	BODY	ENGINE	TRANSMISSION
H = Laredo	J = 4WD	74 = 4 Door	ER0, ERH = 4.0L, Power Tech	DGK = 4 Speed Autm, 42RE
P = Limited	T = 2WD		EV0, EVA = 4.7L, Power Tech	DGQ = 5 Speed Automatic 5-45RFE
				DG0 = All Automatic Transm

AR = Use as required - = Non illustrated part # = New this model year

July 17, 2002

**Instrument Cluster
Figure 08A-210**



ITEM	PART NUMBER	QTY	LINE	SERIES	BODY	ENGINE	TRANS	DESCRIPTION
ER0=4.0L Engine								
EVA=4.7L Power Tech Engine								
1	5016 211AA	1						LENS, Cluster w/120 MPH Primary w/Tach
	5016 245AA	1						w/220 KPH Primary w/Tach
-2	L000 PC74	15						BULB, PC74
-3	5269 529	5						BULB, PC121
4								GAUGE, Speedometer
	#5018 112AA	1						Limited (Miles)
	#5018 160AA	1						Limited (Kilos)
	#5018 155AA	1						Laredo (Miles)
	#5018 158AA	1						Laredo (Kilos)
5								GAUGE, Tachometer
	#5018 113AA	1						Limited
	#5018 156AA	1						Laredo
6								GAUGE, Temperature And Oil
	#5018 114AA	1						Limited w/Miles
	#5018 168AA	1						Limited w/Kilos
	5015 434AA	1						Laredo w/Miles
	5016 246AA	1						Laredo w/Kilos
7								GAUGE, Fuel And Volt
	#5018 115AA	1						(Limited)
	5015 436AA	1						(Laredo)
8								BOARD, Circuit, Circuit Board Serviced w/Cluster Assembly , (NOT SERVICED) (Not Serviced)
-9								KNOB, Odometer Reset (U.S. & Mexico) Canada
	4638 220	1						
-10	#6101 946	3						SCREW, Tapping
-11	6032 723	6						SCREW, Self Tapping, M4.2x1.69x19.05
12								CLUSTER, Complete Cluster Assembly w/Lens & Gauges Laredo w/Miles
	#56042 900AB	1						Limited w/Miles
	#56042 901AB	1						Limited w/Kilos
	#56042 928AD	1						Laredo w/Miles
	#56042 948AD	1						Laredo w/Kilos

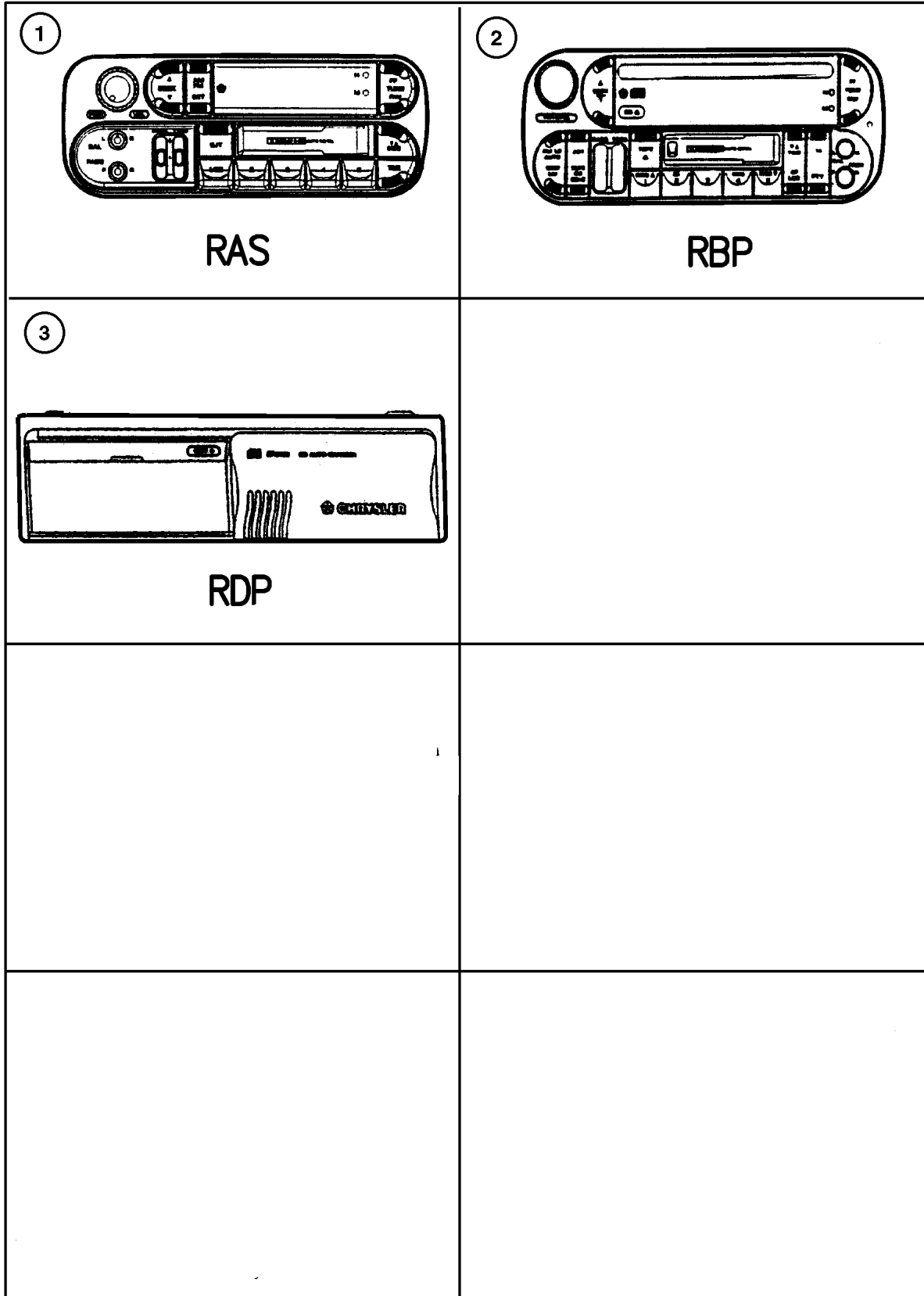
JEEP GRAND CHEROKEE (WJ)

SERIES	LINE	BODY	ENGINE	TRANSMISSION
H = Laredo	J = 4WD	74 = 4 Door	ER0, ERH = 4.0L, Power Tech	DGK = 4 Speed Autm, 42RE
P = Limited	T = 2WD		EV0, EVA = 4.7L, Power Tech	DGQ = 5 Speed Automatic 5-45RFE DG0 = All Automatic Transm

AR = Use as required - = Non illustrated part # = New this model year

July 17, 2002

**Radios
Figure 08A-310**



ITEM	PART NUMBER	QTY	LINE	SERIES	BODY	ENGINE	TRANS	DESCRIPTION
------	-------------	-----	------	--------	------	--------	-------	-------------

NOTE:

- [RAS] = AM/FM Cassette
- [RBP] = AM/FM Cassette w/CD & CD Changer
- [RCE] = Infinity Speaker System
- [RDP] = Disc Changer

1	56038 931AB	1						RADIO, AM/FM Cassette, [RAS]
2	#56038 623AF	1						RADIO, AM/FM with CD and Cassette, [RBP]
3	56042 129AG	1						CHANGER, CD, [RDP]
-4	6100 047	4						NUT AND WASHER, Hex Nut-Coned Washer, M6 x 1.00
-5	0154 552	1						SCREW, Hex Head, .190-16x.625
-6	6035 081	1						NUT, .25-20
-7	56038 499AB	1						STRAP, Radio Noise Suppression Up to 8/27/00,4.0L Engine
	56038 402AB	1						Up to 8/27/00,4.7L Engine
	#56038 402AC	1						8/27/00 & After,4.7L Engine
	#56038 499AC	1						8/27/00 & After,4.0L Engine
-8	6035 081	1						NUT, .25-20
-9	56038 407AD	1						AMPLIFIER, Radio, [RCE] (Mounting Bracket Serviced with Amplifier)
-10	4858 564	1	J, T			74		MAGAZINE, CD Changer

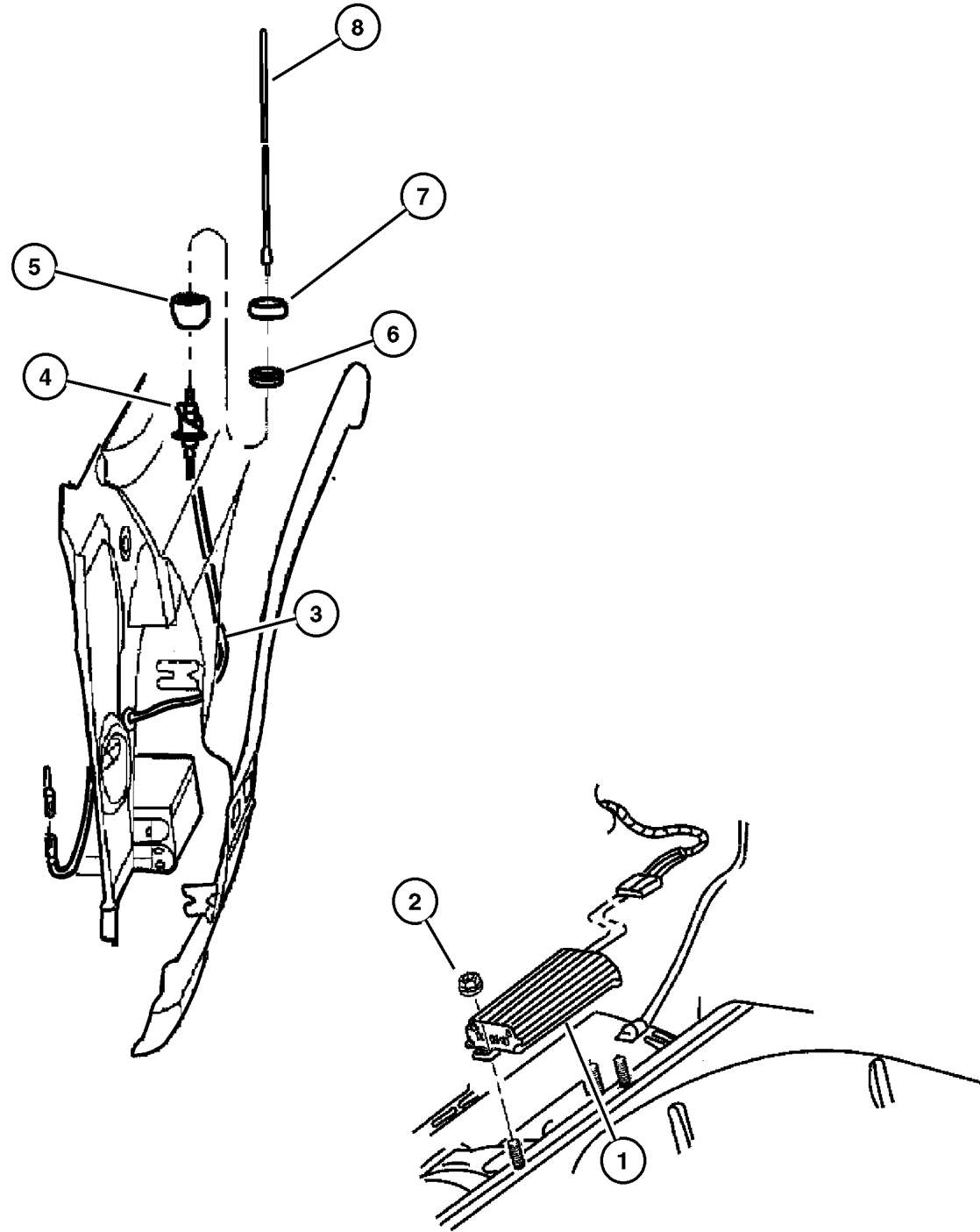
JEEP GRAND CHEROKEE (WJ)

SERIES	LINE	BODY	ENGINE	TRANSMISSION
H = Laredo	J = 4WD	74 = 4 Door	ER0, ERH = 4.0L, Power Tech	DGK = 4 Speed Autm, 42RE
P = Limited	T = 2WD		EV0, EVA = 4.7L, Power Tech	DGQ = 5 Speed Automatic 5-45RFE
				DG0 = All Automatic Transm

AR = Use as required - = Non illustrated part # = New this model year

July 17, 2002

Antenna Figure 08A-320



ITEM	PART NUMBER	QTY	LINE	SERIES	BODY	ENGINE	TRANS	DESCRIPTION
------	-------------	-----	------	--------	------	--------	-------	-------------

NOTE:

[RCE]=Infinity Speaker System

1	56038 407AD	1						AMPLIFIER, Radio, [RCE]
2	6100 048	2						NUT, Hex, M6x1.00
3	56038 513AF	1						CABLE, Antenna
4	56038 412AB	1						BASE, Antenna
5	56009 375AB	1						ESCUTCHEON, Antenna
6	4685 301	1						CAP NUT, Antenna, Black
7	4685 498	1						SHROUD, Antenna Cap Nut
8	4685 574	1						MAST, Antenna, Black

JEEP GRAND CHEROKEE (WJ)

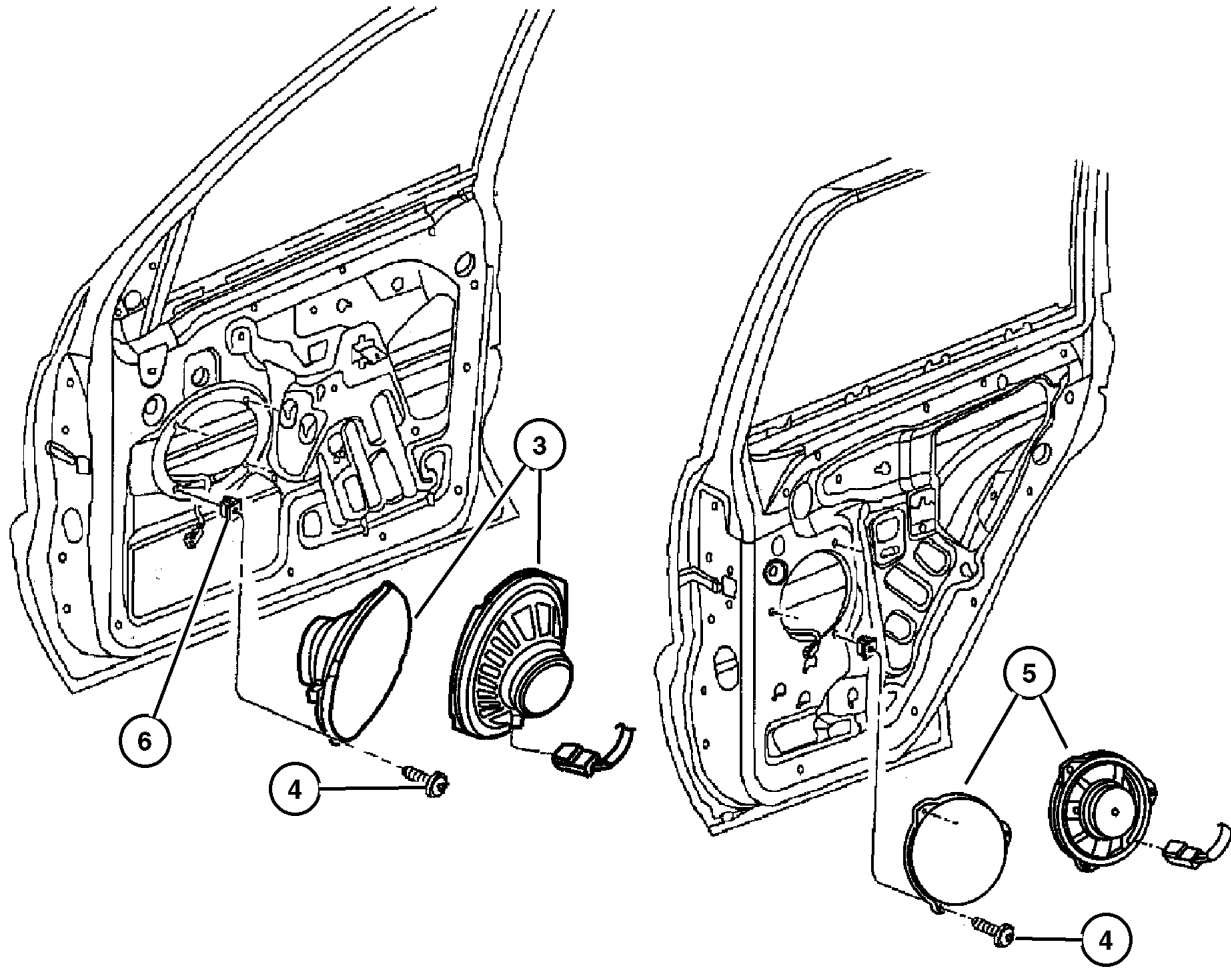
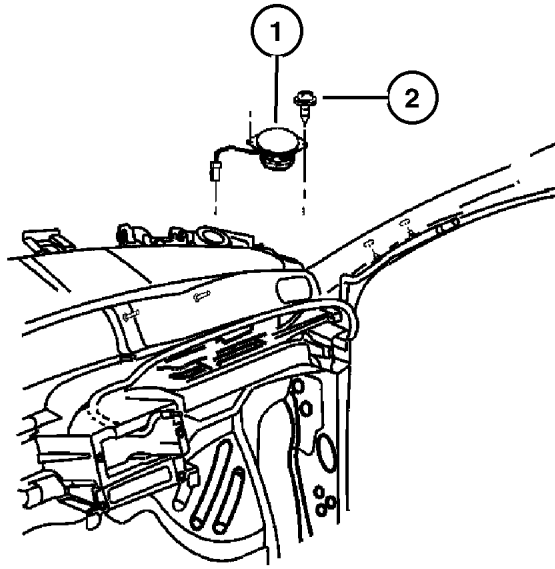
SERIES	LINE	BODY	ENGINE	TRANSMISSION
H = Laredo	J = 4WD	74 = 4 Door	ER0, ERH = 4.0L, Power Tech	DGK = 4 Speed Autm, 42RE
P = Limited	T = 2WD		EV0, EVA = 4.7L, Power Tech	DGQ = 5 Speed Automatic 5-45RFE
				DG0 = All Automatic Transm

AR = Use as required - = Non illustrated part # = New this model year

July 17, 2002

Speakers Figure 08A-325

ITEM	PART NUMBER	QTY	LINE	SERIES	BODY	ENGINE	TRANS	DESCRIPTION
[RCE]=Infinity Speaker System								
[RCG]=Standard Speaker System								
1	56038 411AC	2						SPEAKER, Instrument Panel, [RCE] Infinity
2	#6101 946	3						SCREW, Tapping
3	56038 409AC	2						SPEAKER, 6"X9" [RCE] Infinity
	56042 131AB	2						[RCG] Standard
4								SCREW, (NOT SERVICED) (Not Serviced)
5	56038 410AC	2						SPEAKER, 6.5" [RCE] Infinity
	56038 408AB	2						[RCG] Standard
6	6036 098AA	8						NUT, Plastic Snap-in
-7	56038 612AA	2						SPEAKER, Tweeter, [RCG] Standard



JEEP GRAND CHEROKEE (WJ)

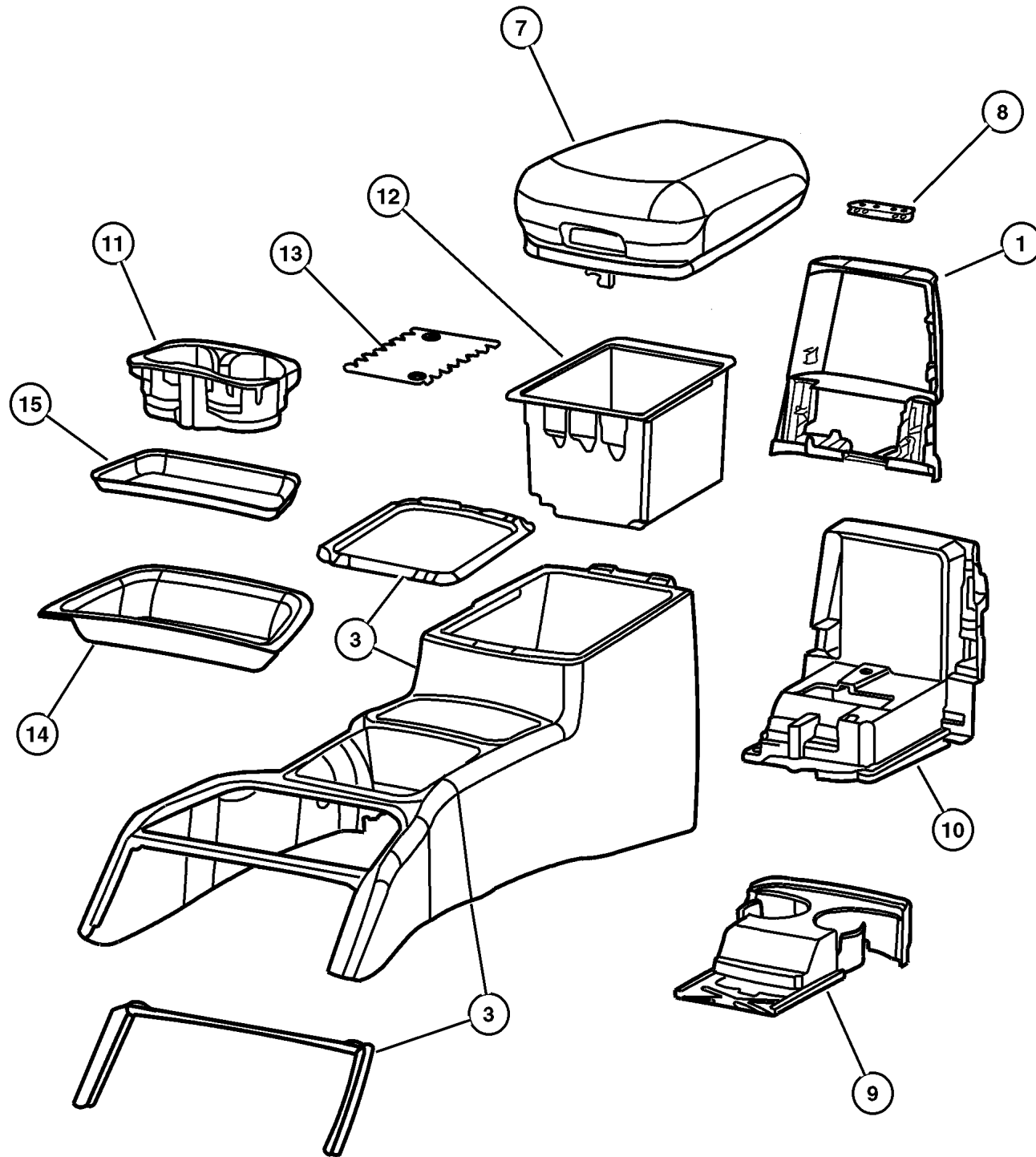
SERIES	LINE	BODY	ENGINE	TRANSMISSION
H = Laredo	J = 4WD	74 = 4 Door	ER0, ERH = 4.0L, Power Tech	DGK = 4 Speed Autm, 42RE
P = Limited	T = 2WD		EV0, EVA = 4.7L, Power Tech	DGQ = 5 Speed Automatic 5-45RFE DG0 = All Automatic Transm

AR = Use as required - = Non illustrated part # = New this model year

July 17, 2002

Floor Console Figure 08A-410

ITEM	PART NUMBER	QTY	LINE	SERIES	BODY	ENGINE	TRANS	DESCRIPTION
1								PANEL, Console
	QP97 LAZAA	1						[AZ]
	QP97 WL5AA	1						[L5]
	QP97 XT5AA	1						[T5]
-2	5014 295AA	1						LATCH, Console Lock
3								CONSOLE, Base
	SH13 1AZAB	1						[AZ]
	SH13 1L5AB	1						[L5]
	SH13 1T5AB	1						[T5]
-4	6032 452	5						SCREW, Self Piercing, .164-15x.625
-5	6032 838	2						CLIP, .500x.417x.500
-6	6034 319	2						CLIP, .453Wx.528LGx.017THK
7								LID, Floor Console Bin
	5FW58 1AZAB	1						[AZ]
	5FW58 1L5AB	1						[L5]
	5FW58 1T5AB	1						[T5]
8	55196 773AA	1						HINGE, Floor Console Lid
9								CUPHOLDER, Floor Console
	5GL54 1AZAB	1						[AZ] Front
	5GL54 1L5AB	1						[L5] Front
	5GL54 1T5AB	1						[T5] Front
10	55196 718AB	1						PLATE, Floor Console
11	55196 713AA	1						CUPHOLDER, Floor Console, Front
12	55196 664AB	1						BIN, Floor Console, with Mat
13	5519 6665	1						MAT, Storage Tray
14	#55196 667AB	1						BIN, Floor Console
15	#55196 669AB	1						MAT, Storage Tray
-16								SCREW, .164-18x.50, (NOT SERVICED) (Not Serviced)
-17	5066 456AA	2						BUMPER, Rubber



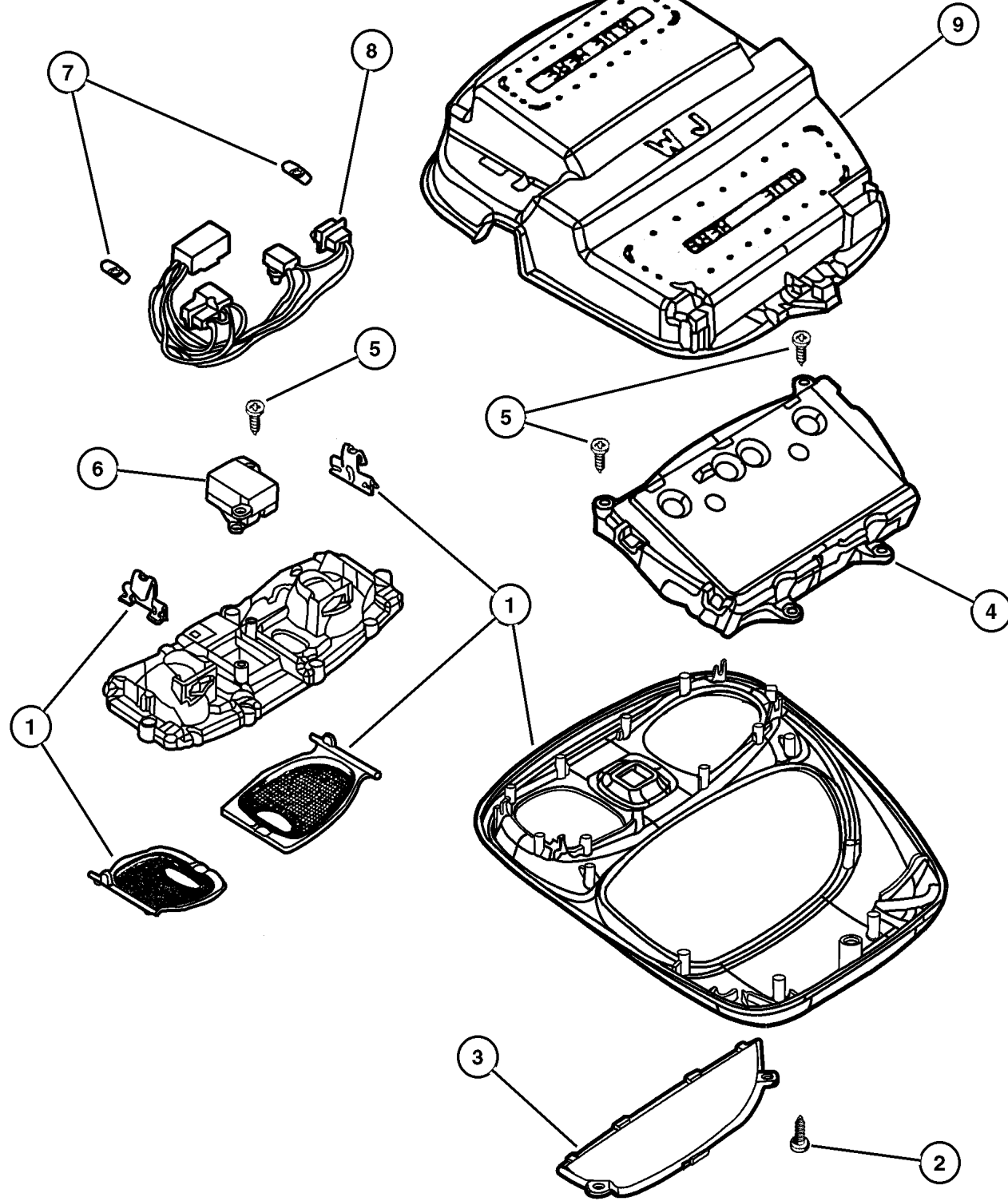
JEEP GRAND CHEROKEE (WJ)

SERIES	LINE	BODY	ENGINE	TRANSMISSION
H = Laredo	J = 4WD	74 = 4 Door	ER0, ERH = 4.0L, Power Tech	DGK = 4 Speed Autm, 42RE
P = Limited	T = 2WD		EV0, EVA = 4.7L, Power Tech	DGQ = 5 Speed Automatic 5-45RFE DG0 = All Automatic Transm

AR = Use as required - = Non illustrated part # = New this model year

July 17, 2002

Overhead Console Figure 08A-420



ITEM	PART NUMBER	QTY	LINE	SERIES	BODY	ENGINE	TRANS	DESCRIPTION
1								CONSOLE, Overhead Mini, Less Electronics
	SF61 1L2AA	1						[AZ] without Illuminated Visor & without Sunroof
	SF62 1L2AA	1						[AZ] with Illuminated Visor, Universal Garage Door Opener & with Sunroof
2								SCREW, .164-18x.500, (NOT SERVICED) (Not Serviced)
3	5012 882AA	AR						LENS, Message Center
4								MODULE, Compass Temperature with Universal Garage Door Opener without Universal Garage Door Opener
	#56042 749AA	1						
	#56042 754AA	1						
5								SCREW, (NOT SERVICED) (Not Serviced)
6	5604 2064	1						SWITCH, 1 Gang
7	L000 0192	2						BULB, 192
8	55196 754AA	1						WIRING, Overhead Lighting
9	55196 782AB	1						RETAINER, Headliner

JEEP GRAND CHEROKEE (WJ)

SERIES	LINE	BODY	ENGINE	TRANSMISSION
H = Laredo	J = 4WD	74 = 4 Door	ER0, ERH = 4.0L, Power Tech	DGK = 4 Speed Autm, 42RE
P = Limited	T = 2WD		EV0, EVA = 4.7L, Power Tech	DGQ = 5 Speed Automatic 5-45RFE
				DG0 = All Automatic Transm

AR = Use as required - = Non illustrated part # = New this model year

July 17, 2002

Group – 009

Engine Mounting

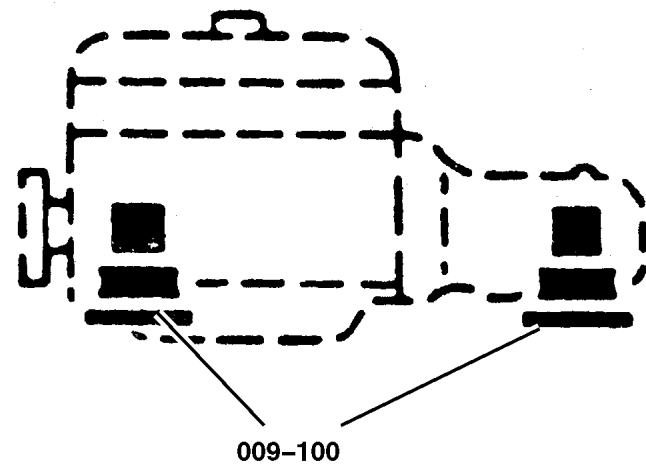
GROUP 9 - Engine Mounting

Illustration Title

Group-Fig. No.

Engine Mounting

Engine Mounting, Front, 4.0 (ERH)	Fig. 009-110
Engine Mounting, Rear, 4.0 (ERH)	Fig. 009-120
Engine Mounting, Front, 4.7 (EVA)	Fig. 009-130
Engine Mounting, Rear, 4.7 (EVA)	Fig. 009-140



<p>009-100 Engine Mounting</p>			
---	--	--	--

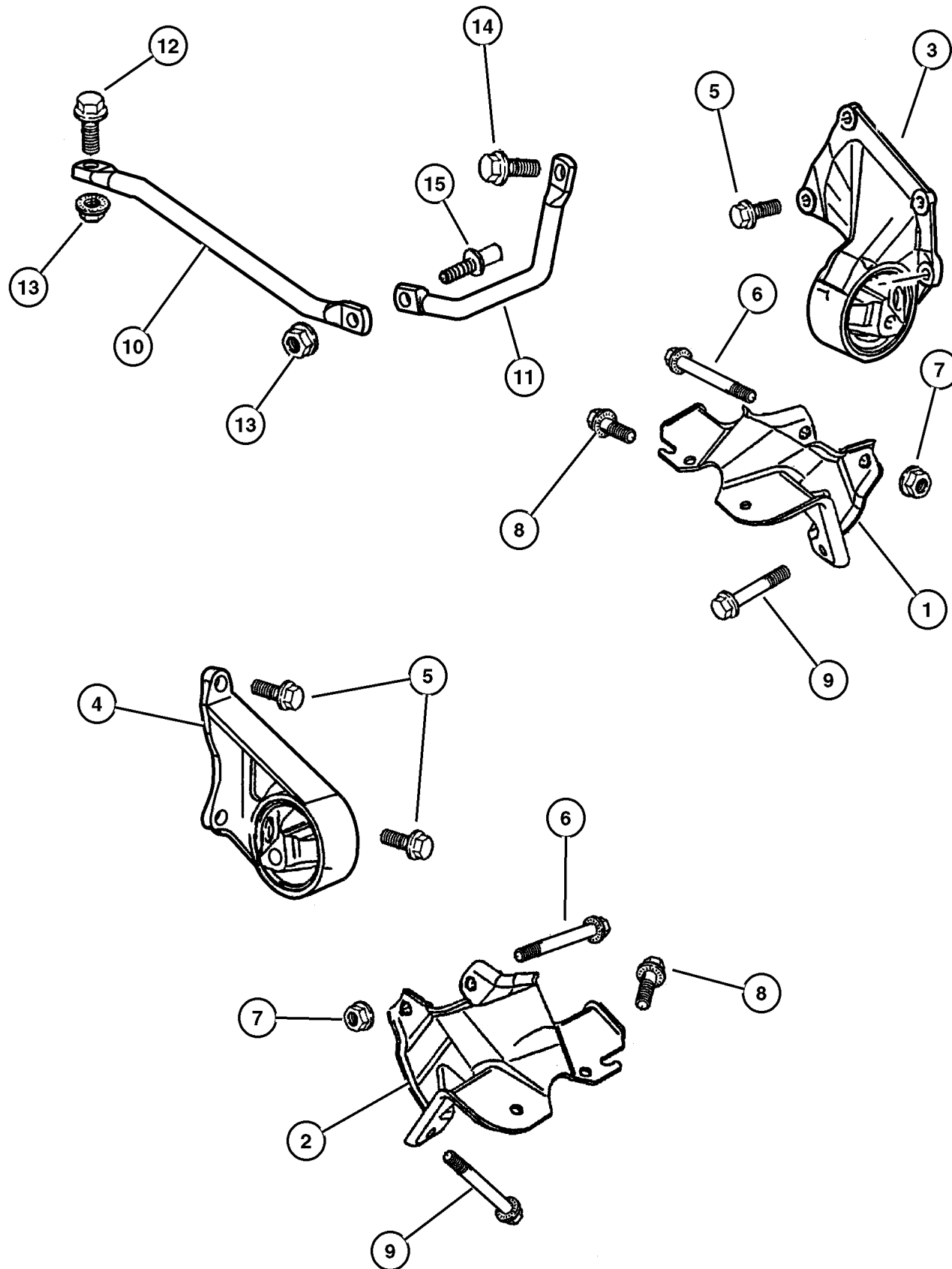
**Engine Mounting, Front, 4.0 (ERH)
Figure 009-110**

ITEM	PART NUMBER	QTY	LINE	SERIES	BODY	ENGINE	TRANS	DESCRIPTION
------	-------------	-----	------	--------	------	--------	-------	-------------

NOTE:

ER0 = All 4.0L Engines
 EV0 = All 4.7L Engines
 DG0 = All Automatic Transmissions

1	52058 930AB	1				ER0, EV0		BRACKET, Engine Mount, Right
2	52058 931AC	1				ER0, EV0		BRACKET, Engine Mount, Left
3	5205 8928	1				ER0		INSULATOR, Engine Mount, Right
4	52058 929AB	1				ER0		INSULATOR, Engine Mount, Left
5	6503 699	7				ER0		SCREW AND WASHER, Hex Head, M10x1.5x28
6	3420 2606	2						BOLT, Hex Head
7	6502 697	2						NUT, Hex Flange Lock, M12x1.75
8	6503 119	4						SCREW AND WASHER, Hex Head, M10x1.5x40
9	6506 000AA	4						SCREW AND WASHER
10	5210 4202	1	J			ER0	DG0	BRACE, Bending Transmission, Bottom
11	5210 4204	1	J			ER0	DG0	BRACE, Bending Transmission
12	6022 266	1	J			ER0	DG0	SCREW, Hex Head, .375-16x1.5
13	6502 697	2						NUT, Hex Flange Lock, M12x1.75
14	6025 063	1	J			ER0	DG0	SCREW AND WASHER, .375-16x1.125
15	52104 250AA	1	J			ER0	DG0	BRACE, Bell Housing



JEEP GRAND CHEROKEE (WJ)

SERIES	LINE	BODY	ENGINE	TRANSMISSION
H = Laredo	J = 4WD	74 = 4 Door	ER0, ERH = 4.0L, Power Tech	DGK = 4 Speed Autm, 42RE
P = Limited	T = 2WD		EV0, EVA = 4.7L, Power Tech	DGQ = 5 Speed Automatic 5-45RFE
				DG0 = All Automatic Transm

AR = Use as required - = Non illustrated part # = New this model year

July 17, 2002

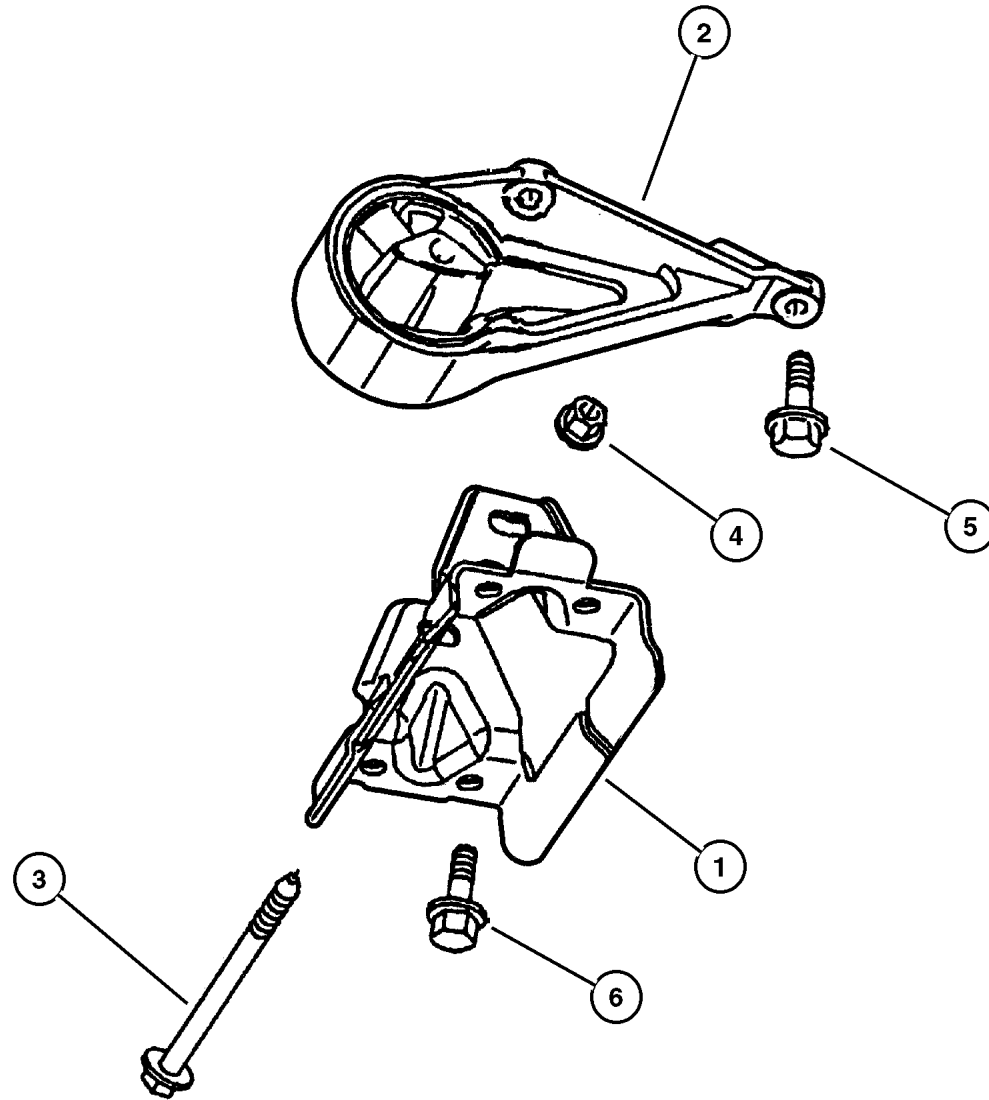
**Engine Mounting, Rear, 4.0 (ERH)
Figure 009-120**

ITEM	PART NUMBER	QTY	LINE	SERIES	BODY	ENGINE	TRANS	DESCRIPTION
------	-------------	-----	------	--------	------	--------	-------	-------------

NOTE:

ER0=All 4.0L Engines
 EV0=All 4.7L Engines
 DGK=Automatic, 4 Speed
 DG0=All Automatic Transmissions

1	5205 8988	1				ER0	DGK	BRACKET, Insulator
2								MOUNT, Transmission
	5205 8994	1	J			ER0	DGK	
	5205 8995	1	T			ER0	DGK	
3	6504 681	1				ER0		BOLT
4	6502 697	1				ER0, EV0		NUT, Hex Flange Lock, M12x1.75
5	6033 358	4				ER0	DG0	SCREW AND WASHER, Hex Head
								Locking, .437-14x1.25
6	6506 000AA	4						SCREW AND WASHER



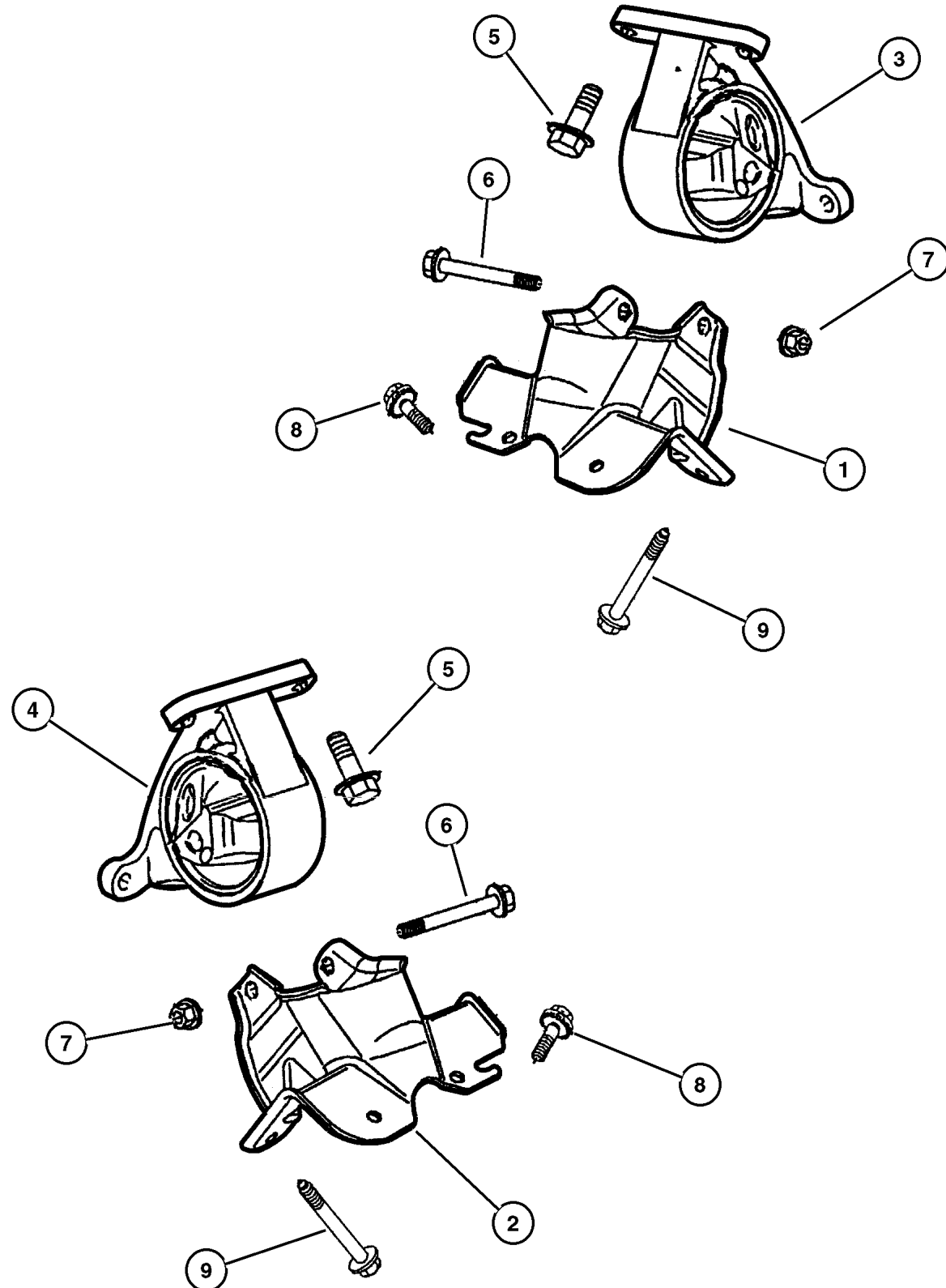
JEEP GRAND CHEROKEE (WJ)

SERIES	LINE	BODY	ENGINE	TRANSMISSION
H = Laredo	J = 4WD	74 = 4 Door	ER0, ERH = 4.0L, Power Tech	DGK = 4 Speed Autm, 42RE
P = Limited	T = 2WD		EV0, EVA = 4.7L, Power Tech	DGQ = 5 Speed Automatic 5-45RFE
				DG0 = All Automatic Transm

AR = Use as required - = Non illustrated part # = New this model year

July 17, 2002

**Engine Mounting, Front, 4.7 (EVA)
Figure 009-130**



ITEM	PART NUMBER	QTY	LINE	SERIES	BODY	ENGINE	TRANS	DESCRIPTION
NOTE:								
ER0 = All 4.0L Engines								
EVO = All 4.7L Engines								
DG4 = Automatic, Multi-Speed								
1	52058 930AB	1				ER0, EVO		BRACKET, Engine Mount, Right
2	52058 931AC	1				ER0, EVO		BRACKET, Engine Mount, Left
3	52058 936AC	1				EVO		INSULATOR, Engine Mount, Right
4	52058 937AC	1				EVO		INSULATOR, Engine Mount, Left
5	6503 699	8				EVO		SCREW AND WASHER, Hex Head, M10x1.5x28
6	3420 2606	2						BOLT, Hex Head
7	6502 697	2						NUT, Hex Flange Lock, M12x1.75
8	6503 119	4						SCREW AND WASHER, Hex Head, M10x1.5x40
9	6506 000AA	4						SCREW AND WASHER

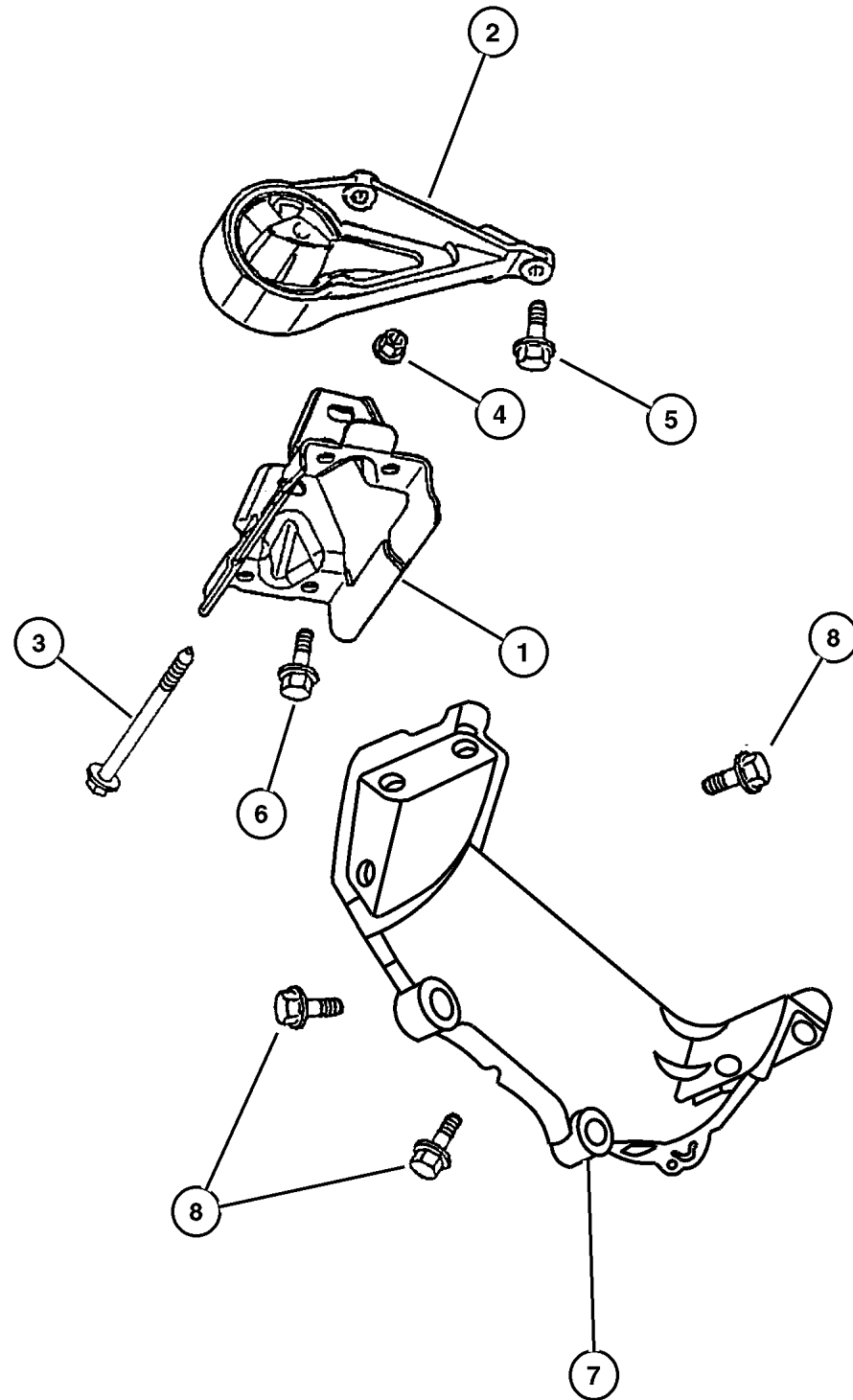
JEEP GRAND CHEROKEE (WJ)

SERIES	LINE	BODY	ENGINE	TRANSMISSION
H = Laredo	J = 4WD	74 = 4 Door	ER0, ERH = 4.0L, Power Tech	DGK = 4 Speed Autm, 42RE
P = Limited	T = 2WD		EVO, EVA = 4.7L, Power Tech	DGQ = 5 Speed Automatic 5-45RFE
				DG0 = All Automatic Transm

AR = Use as required - = Non illustrated part # = New this model year

July 17, 2002

**Engine Mounting, Rear, 4.7 (EVA)
Figure 009-140**



ITEM	PART NUMBER	QTY	LINE	SERIES	BODY	ENGINE	TRANS	DESCRIPTION
Note Sales Codes								
[DG0]= All Automatic Transmissions								
[ER0]= All 4.0L, 6 Cylinder Gas Engines								
[EV0]= All 4.7L, 8 Cylinder Gas Engines								
1								BRACKET, Insulator
	5205 8988	1	J			EV0	DG0	
	5205 8992	1	T			EV0	DG0	
2								MOUNT, Transmission
	5205 8996	1	J			EV0	DG0	
	5205 8997	1	T			EV0	DG0	
3	6504 681	1				EV0		BOLT
4	6502 697	1				ER0, EV0		NUT, Hex Flange Lock, M12x1.75
5	6503 699	4	J			EV0	DG0	SCREW AND WASHER, Hex Head, M10x1.5x28
6	6506 000AA	4						SCREW AND WASHER
7	5302 0885	1				EV0	DG0	COVER, Bedplate
8	6101 985	8				EV0		SCREW AND WASHER, M10x1.50x45.00

JEEP GRAND CHEROKEE (WJ)

SERIES	LINE	BODY	ENGINE	TRANSMISSION
H = Laredo	J = 4WD	74 = 4 Door	ER0, ERH = 4.0L, Power Tech	DGK = 4 Speed Autm, 42RE
P = Limited	T = 2WD		EV0, EVA = 4.7L, Power Tech	DGQ = 5 Speed Automatic 5-45RFE
				DG0 = All Automatic Transm

AR = Use as required - = Non illustrated part # = New this model year

July 17, 2002

Group – 4.0L

Engine 4.0L Six Cylinder

GROUP 4.0L - Engine 4.0L Six Cylinder

Illustration Title

Group-Fig. No.

Cylinder Head

Cylinder Head, 4.0 (ERH) Fig. 4.0L-210

Cylinder Block

Cylinder Block, 4.0 (ERH) Fig. 4.0L-310

Crankshaft, Piston and Torque Converter

Crankshaft, Piston and Torque Converter, 4.0 (ERH) Fig. 4.0L-410

Camshafts & Valves

Camshaft and Valves, 4.0 (ERH) Fig. 4.0L-510

Timing Belt and Cover

Timing Belt and Cover, 4.0 (ERH) Fig. 4.0L-610

Engine Oiling

Engine Oiling, 4.0 (ERH) Fig. 4.0L-710

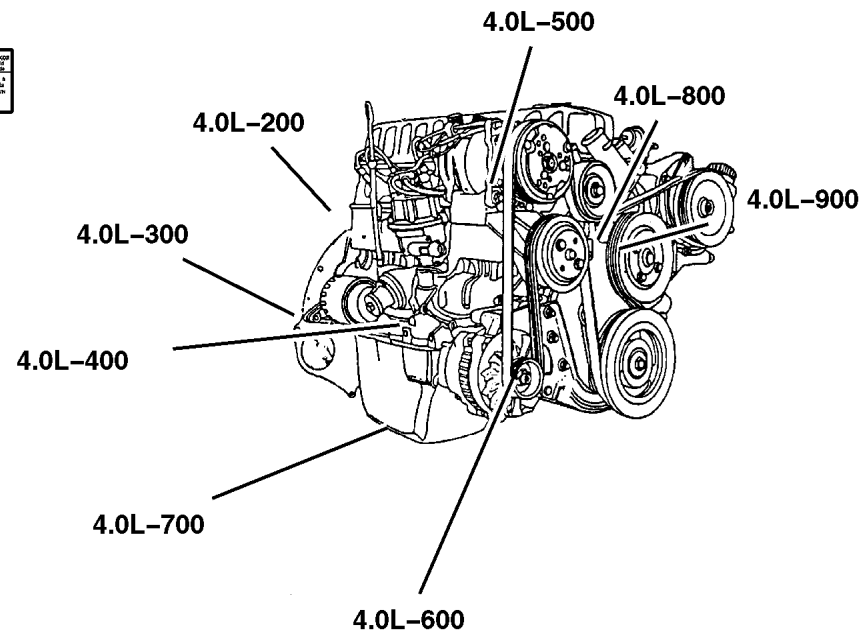
Manifolds

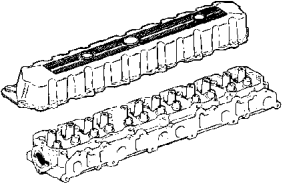
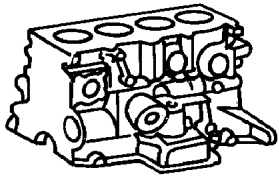

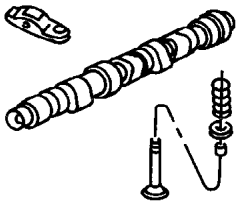
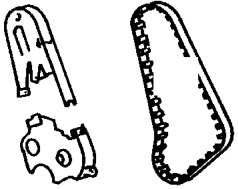

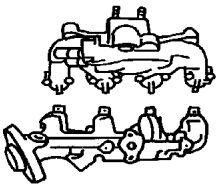
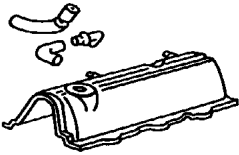
Manifold, Intake and Exhaust, 4.0 (ERH) Fig. 4.0L-810

Crankcase Ventilation

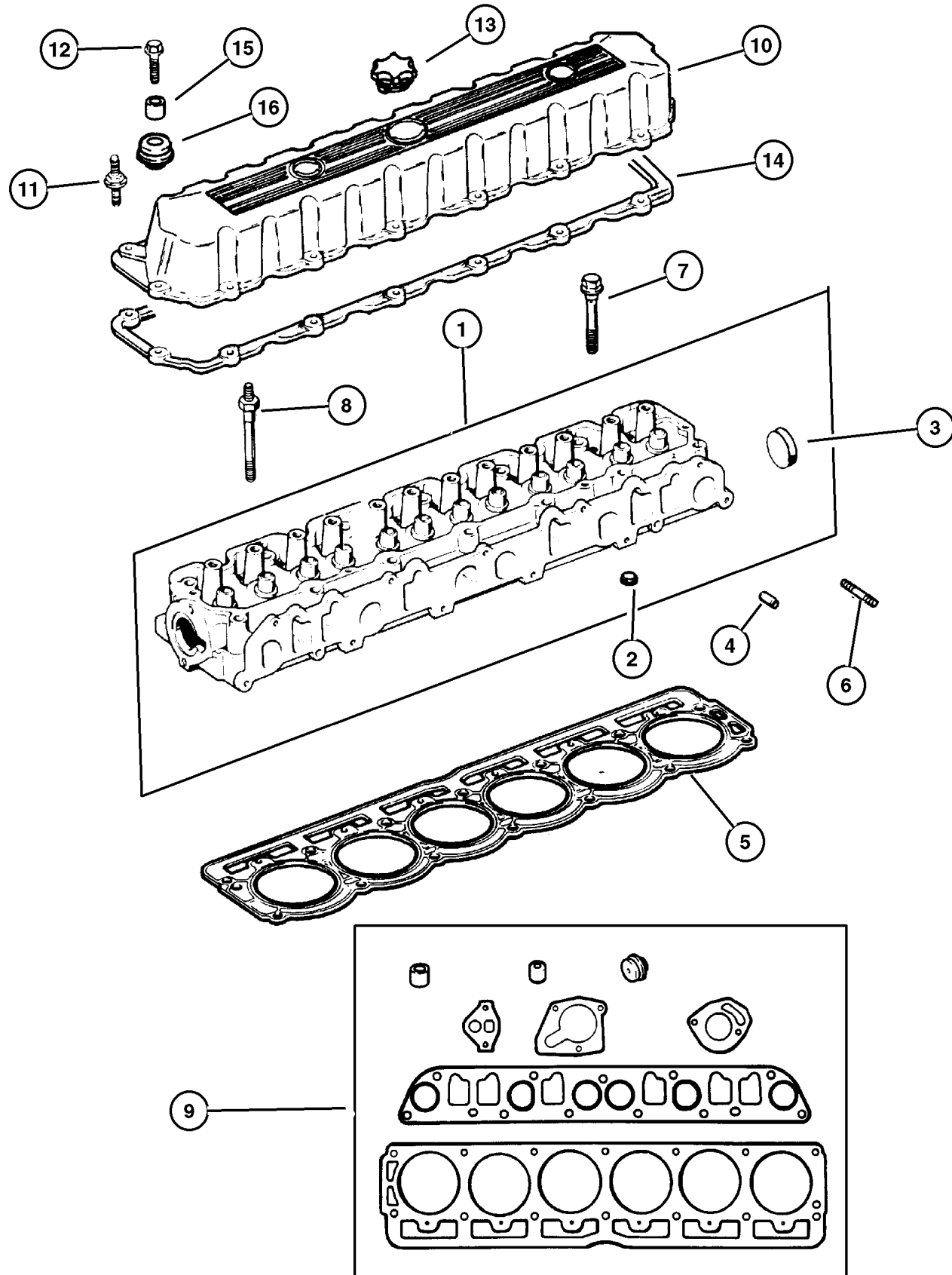
Crankcase Ventilation, 4.0 (ERH) Fig. 4.0L-910

REV.	DATE	BY	CHKD.	DESCRIPTION



4.0L-200 Cylinder Head 	4.0L-300 Cylinder Block 	4.0L-400 Crankshaft, Piston and Torque Converter 	4.0L-500 Camshafts & Valves 
4.0L-600 Timing Belt and Cover 	4.0L-700 Engine Oiling 	4.0L-800 Manifolds 	4.0L-900 Crankcase Ventilation 

**Cylinder Head, 4.0 (ERH)
Figure 4.0L-210**



ITEM	PART NUMBER	QTY	LINE	SERIES	BODY	ENGINE	TRANS	DESCRIPTION
Note; Sales Codes								
[ER0]= All 4.0L, 6 Cylinder Gas Engines								
1	5301 0334	1				ER0		HEAD, Cylinder
2	J400 7434	4				ER0		PLUG, Cylinder Block Oil Hole
3	J310 5394	1				ER0		PLUG, Cylinder Block Oil Hole
4	J317 2318	2				ER0		DOWEL, Cylinder Head To Intake
5	53020 754AB	1				ER0		GASKET, Cylinder Head
6	6036 193AA	2				ER0		STUD, .375-16/.375-24x1.75
7								BOLT, Cylinder Head
	6035 514	5				ER0		
	6035 515	2				ER0		
8	6035 516	6				ER0		STUD, Double Ended, .50-13/.437-14x6.00
9	5012 365AA	1				ER0		GASKET PACKAGE, Engine Upper
10	5302 0323	1				ER0		COVER, Cylinder Head
11	6035 968AA	7				ER0		STUD, .250-20x2.00
12	6035 566	8				ER0		BOLT, Hex Flange Head, .250-20x1.00
13	4777 536	1				ER0		CAP, Oil Filler
14	53020 758AC	1				ER0		GASKET, Valve Cover
15	53020 598AB	15				ER0		SLEEVE, Torque Limiter
16	53010 424AB	15				ER0		GROMMET, Insulator

JEEP GRAND CHEROKEE (WJ)

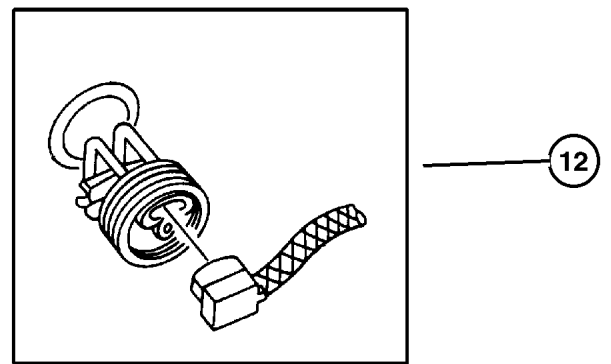
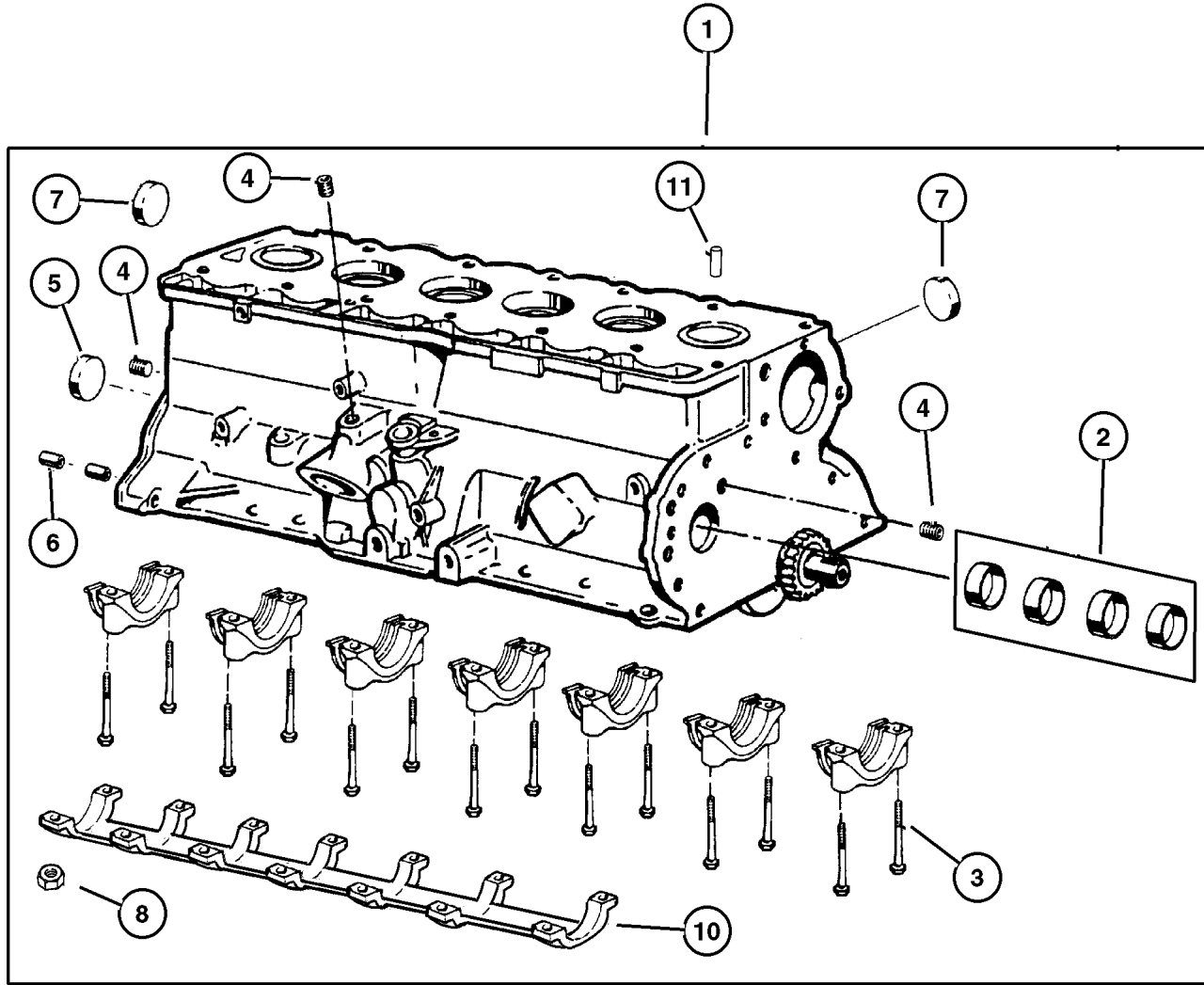
SERIES	LINE	BODY	ENGINE	TRANSMISSION
H = Laredo	J = 4WD	74 = 4 Door	ER0, ERH = 4.0L, Power Tech	DGK = 4 Speed Autm, 42RE
P = Limited	T = 2WD		EV0, EVA = 4.7L, Power Tech	DGQ = 5 Speed Automatic 5-45RFE
				DG0 = All Automatic Transm

AR = Use as required - = Non illustrated part # = New this model year

July 17, 2002

**Cylinder Block, 4.0 (ERH)
Figure 4.0L-310**

ITEM	PART NUMBER	QTY	LINE	SERIES	BODY	ENGINE	TRANS	DESCRIPTION
GASKET PACKAGE, Engine Lower - 05017432AA								
NOTE: ER0=All 4.0L Engines								
1	5013 161AC	1				ER0		BLOCK, Short, Contains: Crank, Rods, Pistons, Rings, Cam Bearings, Timing Chain, Sprockets
2	4636 985AB	1				ER0		BEARING PACKAGE, Camshaft, Standard Size
3	6035 207	14				ER0		STUD, .500-13/.375-16x3.97
4	6034 166	3				ER0		PLUG, Cylinder Block Oil Hole
5	J317 2313	1				ER0		PLUG, Camshaft
6	J400 5148	2				ER0		DOWEL, Transmission
7	J310 5394	6				ER0		PLUG, Cylinder Block Oil Hole
8	0152 474	14				ER0		NUT, Hex Flange Lock, .375-16
-9	5302 0465	1				ER0		PLUG, Cylinder Block, Rubber Type
10	5302 0566	1				ER0		BRACE, Main Bearing Cap
11	0141 215	2				ER0		DOWEL, .312 x .500
12	8220 1506	1				ER0		HEATER PACKAGE, Engine Block



JEEP GRAND CHEROKEE (WJ)				
SERIES	LINE	BODY	ENGINE	TRANSMISSION
H = Laredo	J = 4WD	74 = 4 Door	ER0, ERH = 4.0L, Power Tech	DGK = 4 Speed Autm, 42RE
P = Limited	T = 2WD		EV0, EVA = 4.7L, Power Tech	DGQ = 5 Speed Automatic 5-45RFE
				DG0 = All Automatic Transm

AR = Use as required - = Non illustrated part # = New this model year

July 17, 2002

Crankshaft, Piston and Torque Converter, 4.0 (ERH)
Figure 4.0L-410

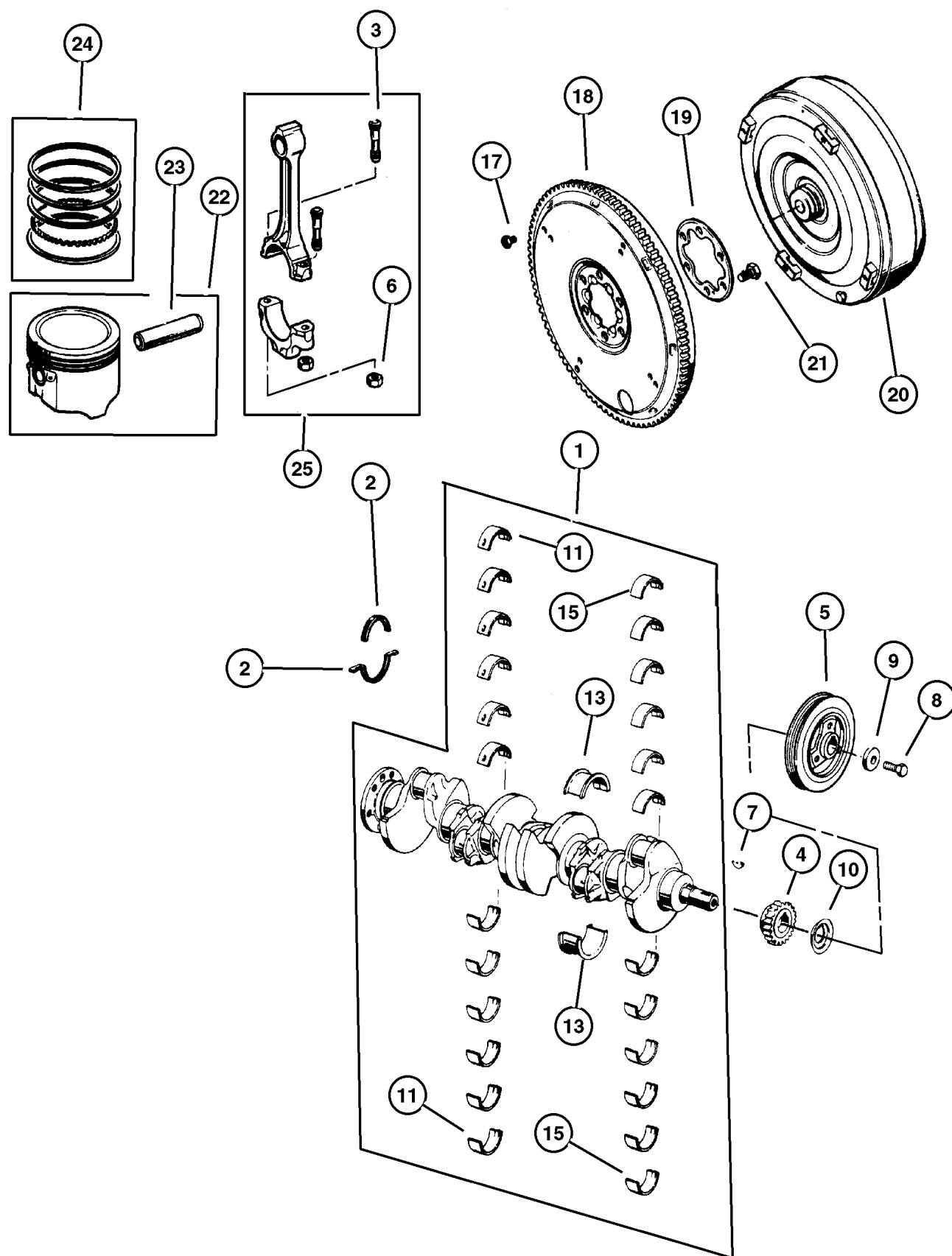
ITEM	PART NUMBER	QTY	LINE	SERIES	BODY	ENGINE	TRANS	DESCRIPTION
NOTE:								
ER0=All 4.0L Engines								
DG0=All Automatic Transmissions								
1	4864 726AB	1				ER0	DG0	CRANKSHAFT
2	53020 599AB	2				ER0		SEAL, Rear Main Crankshaft
3	5302 0123	12				ER0		BOLT, Connecting Rod
4	5302 0443	1				ER0		GEAR, Crankshaft
5	33002 920AB	1				ER0		DAMPER, Crankshaft
6	J400 6385	12				ER0		NUT, Hex Flange, .3437-24
7	6034 749	1				ER0		KEY, Crankshaft Sprocket
8	0182 776	1				ER0		BOLT
9	J323 0155	1				ER0		WASHER, Plain
10								SLINGER, Oil, (NOT REQUIRED)
11	8350 7079	6				ER0		BEARING PACKAGE, Crankshaft, Standard
-12	8350 7080	AR				ER0		BEARING PACKAGE, Crankshaft, .001 Undersize
13	8350 7084	AR				ER0		BEARING PACKAGE, Crankshaft Thrust, Standard Size
-14	8350 7086	AR				ER0		BEARING PACKAGE, Crankshaft Thrust, .001" Undersize
15	83500 300AB	6				ER0		BEARING KIT, Connecting Rod, Standard
-16	83501 397AB	AR				ER0		BEARING KIT, Connecting Rod, .001 Undersize
17	1949 765	4					DG0	SCREW, Hex Head Header Point, .312-24x.44
18	5211 8257	1				ER0	DG0	PLATE, Drive Plate
19	J321 4094	1				ER0	DG0	PLATE, Drive Plate Backing
20	4736 596	1				ER0	DG0	TORQUE CONVERTER
21	J315 1407	6				ER0	DG0	BOLT, Hex Head, .50-20x.56
22								PISTON PIN AND ROD
	#4798 329AC	6				ER0		B Size, 3.872
	#4798 330AC	6				ER0		C Size, 3.8746
	#4798 331AC	6				ER0		D Size, 3.8750
	#4798 332AC	6				ER0		E Size, 3.8754
	#4798 333AC	6				ER0		F Size, 3.8758
23								PIN, Piston, Serviced in Piston, (NOT SERVICED) (Not Serviced)
24	4798 878	1				ER0		RING PACKAGE, Piston, Standard Size Complete Engine
25								ROD, Connecting, Serviced in Piston, (NOT SERVICED) (Not Serviced)

JEEP GRAND CHEROKEE (WJ)

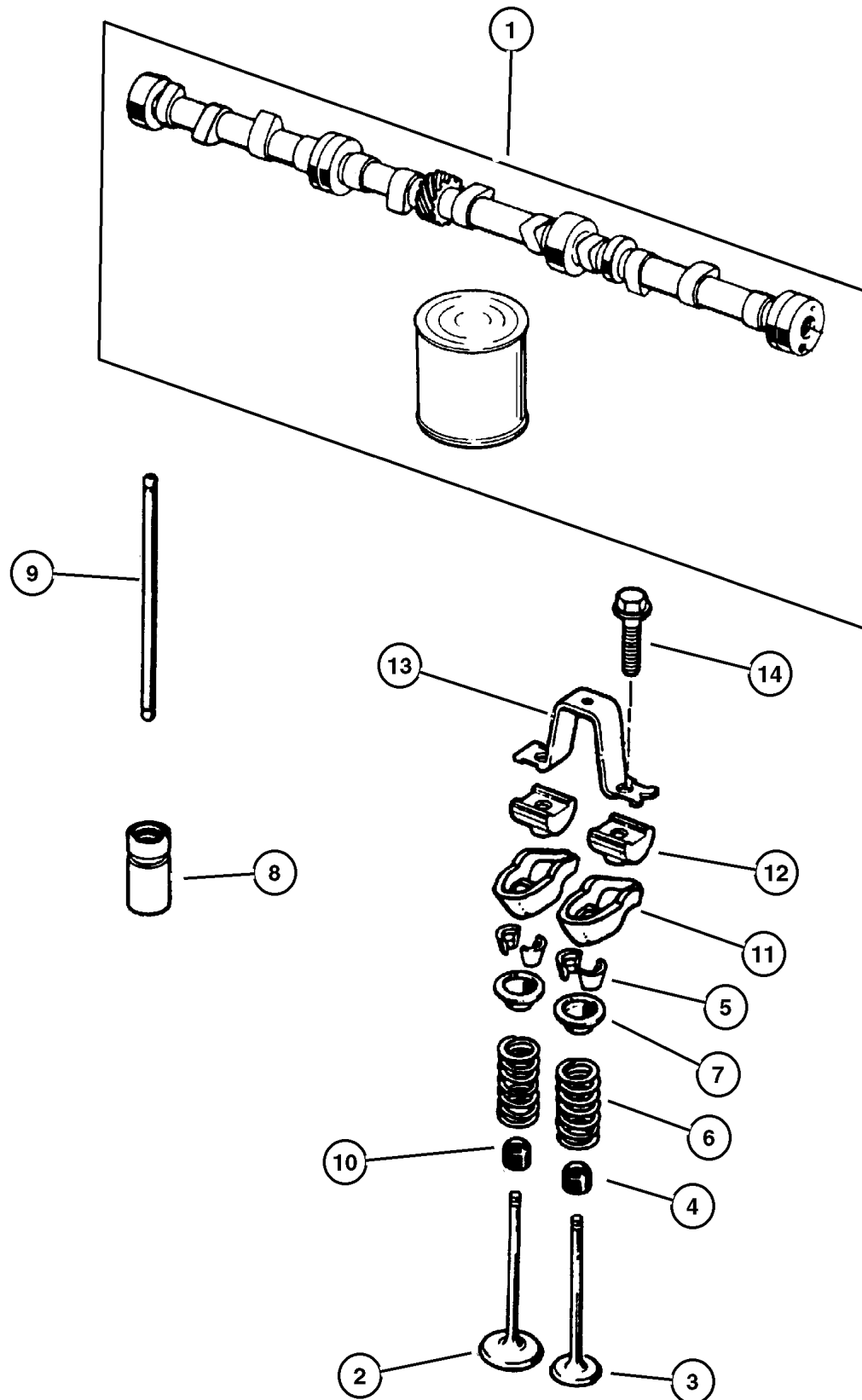
SERIES	LINE	BODY	ENGINE	TRANSMISSION
H = Laredo	J = 4WD	74 = 4 Door	ER0, ERH = 4.0L, Power Tech	DGK = 4 Speed Autm, 42RE
P = Limited	T = 2WD		EV0, EVA = 4.7L, Power Tech	DGQ = 5 Speed Automatic 5-45RFE
				DG0 = All Automatic Transm

AR = Use as required - = Non illustrated part # = New this model year

July 17, 2002



Camshaft and Valves, 4.0 (ERH)
Figure 4.0L-510



ITEM	PART NUMBER	QTY	LINE	SERIES	BODY	ENGINE	TRANS	DESCRIPTION
NOTE: ER0=All 4.0L Engines								
1	53010 448AA	1				ER0		CAMSHAFT
2	53010 512AA	6				ER0		VALVE, Intake, Standard
3	53010 513AA	6				ER0		VALVE, Exhaust, Standard
4	5300 9887	6				ER0		SEAL, Valve Guide, Exhaust
5	53010 515AA	24				ER0		LOCK, Valve Spring Retainer
6	5301 0388	12				ER0		SPRING, Valve
7	53010 514AA	12				ER0		RETAINER, Valve Spring
8	4740 269	12				ER0		TAPPET, Valve
9	3300 2986	12				ER0		PUSH ROD, Valve
10	5300 9886	6				ER0		SEAL, Valve Guide, Intake
11	J324 2393	12				ER0		ROCKER ARM, Valve
12	J323 5090	12				ER0		PIVOT, Rocker Arm
13	J323 6513	6				ER0		BRIDGE, Rocker Arm
14	J942 5708	12				ER0		BOLT, Hex Flange Head, .312-18x1.25

JEEP GRAND CHEROKEE (WJ)

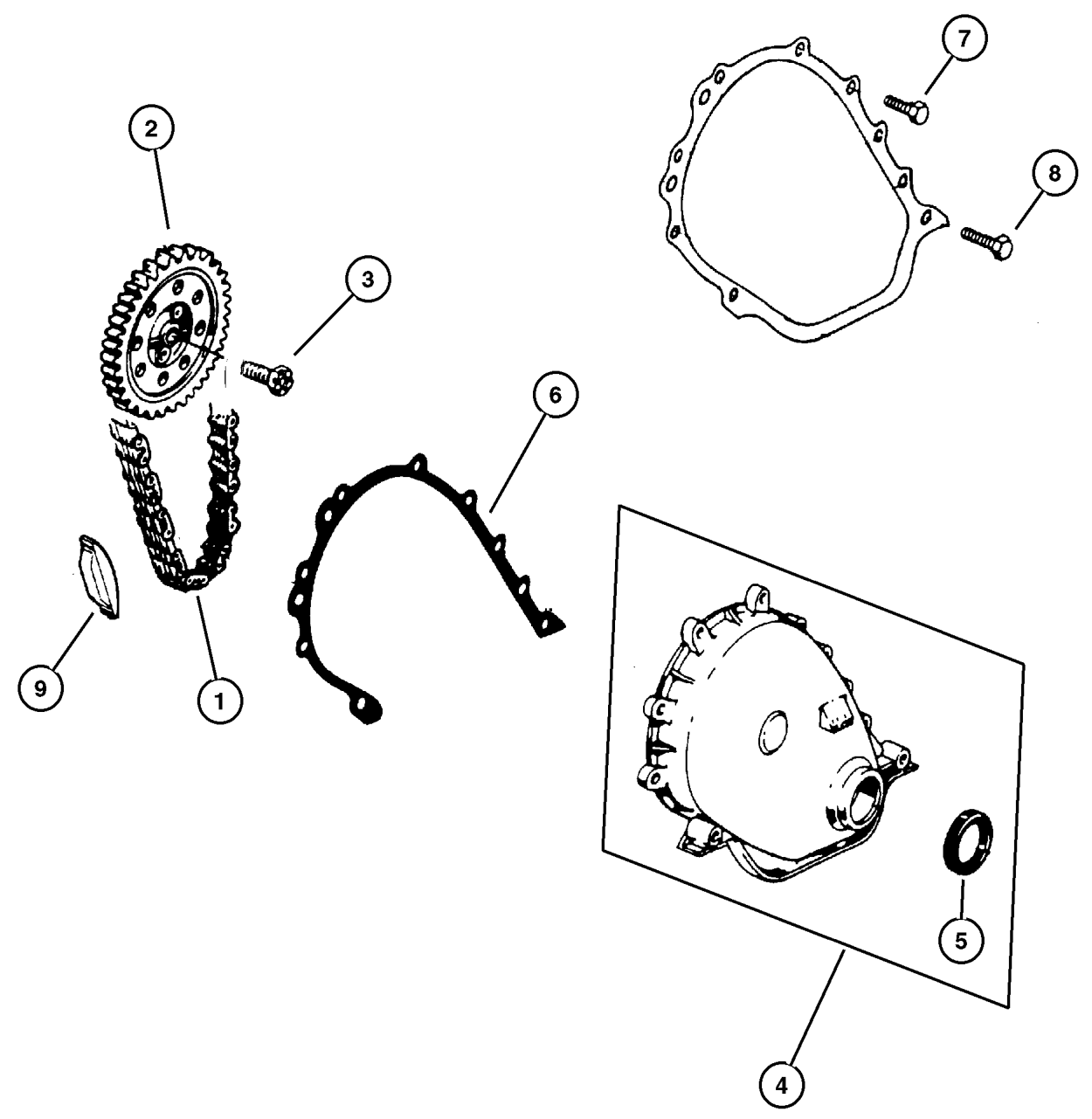
SERIES	LINE	BODY	ENGINE	TRANSMISSION
H = Laredo	J = 4WD	74 = 4 Door	ER0, ERH = 4.0L, Power Tech	DGK = 4 Speed Autm, 42RE
P = Limited	T = 2WD		EV0, EVA = 4.7L, Power Tech	DGQ = 5 Speed Automatic 5-45RFE
				DG0 = All Automatic Transm

AR = Use as required - = Non illustrated part # = New this model year

July 17, 2002

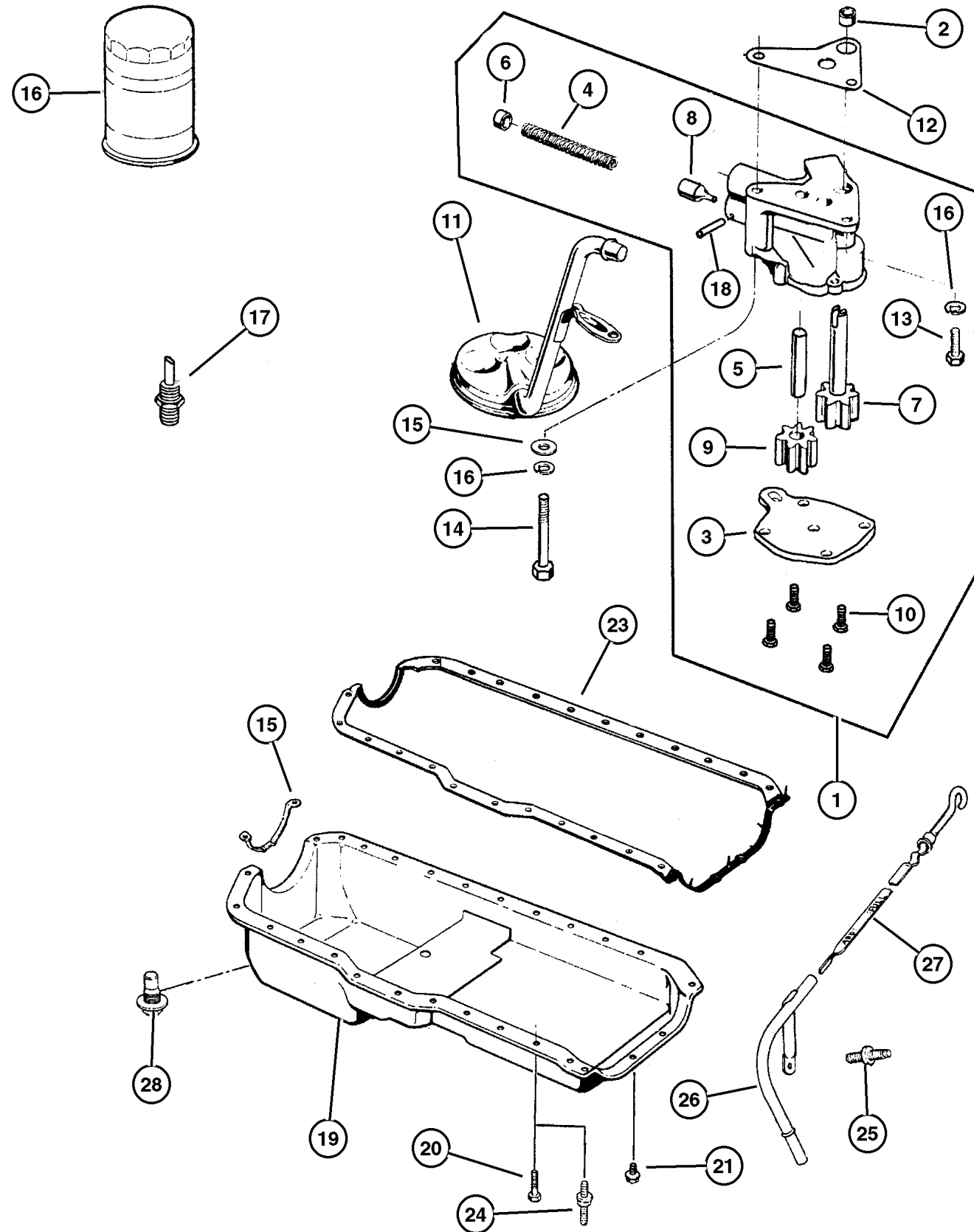
Timing Belt and Cover, 4.0 (ERH)
Figure 4.0L-610

ITEM	PART NUMBER	QTY	LINE	SERIES	BODY	ENGINE	TRANS	DESCRIPTION
NOTE: ER0=All 4.0L Engines								
1	5302 0444	1				ER0		CHAIN, Timing
2	53010 557AA	1				ER0		SPROCKET, Camshaft
3	6024 030	1				ER0		SCREW AND WASHER, Hex
4	5301 0421	1				ER0		COVER, Timing Belt
5	3300 4681	1				ER0		SEAL, Front Main Crankshaft
6	5302 0487	1				ER0		GASKET, Front Cover
7	6035 893	5				ER0		BOLT, Hex
8								SCREW
	6035 894	2				ER0		.312-18x1.56
	6035 895	2				ER0		.250-20x1.240
9	3300 3446	1				ER0		SNUBBER, Timing Chain
-10	5301 0401	1				ER0		PLATE, Camshaft Thrust
-11	6035 975AA	2				ER0		SCREW, Pan Head



JEEP GRAND CHEROKEE (WJ)				
SERIES	LINE	BODY	ENGINE	TRANSMISSION
H = Laredo	J = 4WD	74 = 4 Door	ER0, ERH = 4.0L, Power Tech	DGK = 4 Speed Autm, 42RE
P = Limited	T = 2WD		EV0, EVA = 4.7L, Power Tech	DGQ = 5 Speed Automatic 5-45RFE DG0 = All Automatic Transm

Engine Oiling, 4.0 (ERH)
Figure 4.0L-710



ITEM	PART NUMBER	QTY	LINE	SERIES	BODY	ENGINE	TRANS	DESCRIPTION
NOTE: ER0=All 4.0L Engines								
1	J324 1399	1				ER0		PUMP, Engine Oil
2	J400 5149	1				ER0		DOWEL, Oil Pump
3	J324 1733	1				ER0		COVER, Engine Oil Pump
4	J323 9668	1				ER0		SPRING, Oil Pressure Relief Valve
5	J317 1956	1				ER0		SHAFT, Oil Pump
6	J317 1958	1				ER0		RETAINER, Oil Release Valve
7	J317 2334	1				ER0		GEAR, Oil Pump
8	J318 8661	1				ER0		PLUNGER, Oil Pressure Relief Valve
9	J319 6843	1				ER0		GEAR, Oil Pump Driven
10	J941 6852	4				ER0		SCREW, Hex Flange Head, .25-20x.50
11	3300 2696	1				ER0		TUBE, Oil Pump Inlet
12	J317 2332	1				ER0		GASKET, Oil Pump
13	6022 235	1				ER0		BOLT AND WASHER, Hex Head, .312-18x1.00
14	0154 593	1				ER0		SCREW, Hex Head Coned, .312-18x2.625
15	53010 511AA	1				ER0		SUPPORT, Engine Oil Pan
16	5281 090	1				ER0		FILTER, Engine Oil
17	5300 7563	1				ER0		CONNECTOR, Oil Filter
18	J027 1448	1				ER0		PIN, Roll, 5/32" x 1.00"
19	5301 0340	1				ER0		PAN, Engine Oil
20	6034 732	14				ER0		SCREW AND WASHER, Hex Head, .25-20x.545
21	6034 483	3				ER0		SCREW, Hex Head Coned, .312-18x.875
22	6034 733	1				ER0		STUD, .312-18/.250-20x1.680
23	53007 568AC	1				ER0		GASKET, Oil Pan
24	6034 734	10				ER0		BOLT, Double Stud Hex, .250-20x1.437 & .250-20 x.700
25	6035 664	1				ER0		STUD, .312-18x1.560
26	5302 0782	1				ER0		TUBE, Oil Filler
27	5301 0445	1				ER0		INDICATOR, Engine Oil Level
28	6035 417	1				ER0		PLUG, Oil Drain
29	5083 881AA	1				ER0		DRIVE, OIL PUMP

JEEP GRAND CHEROKEE (WJ)

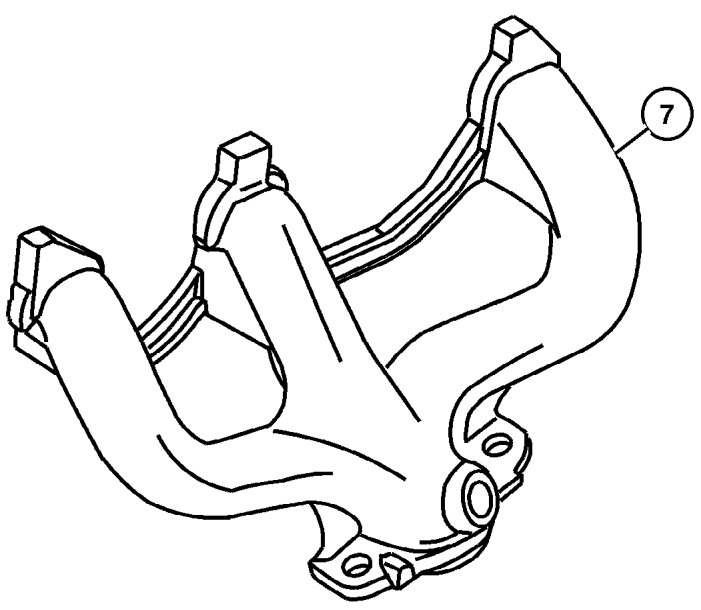
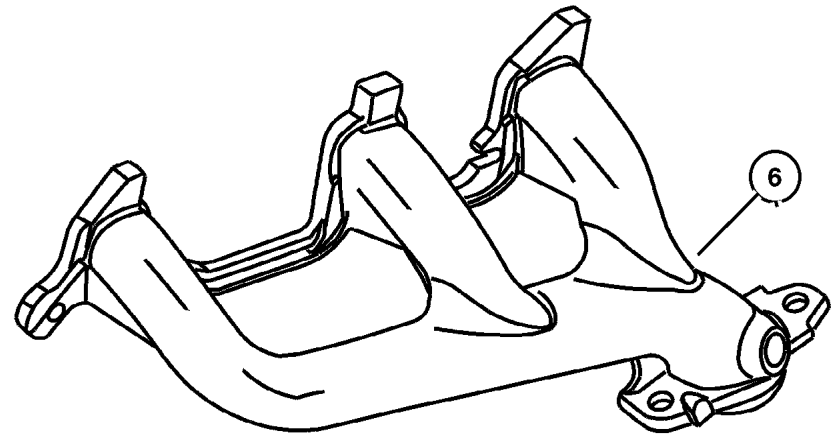
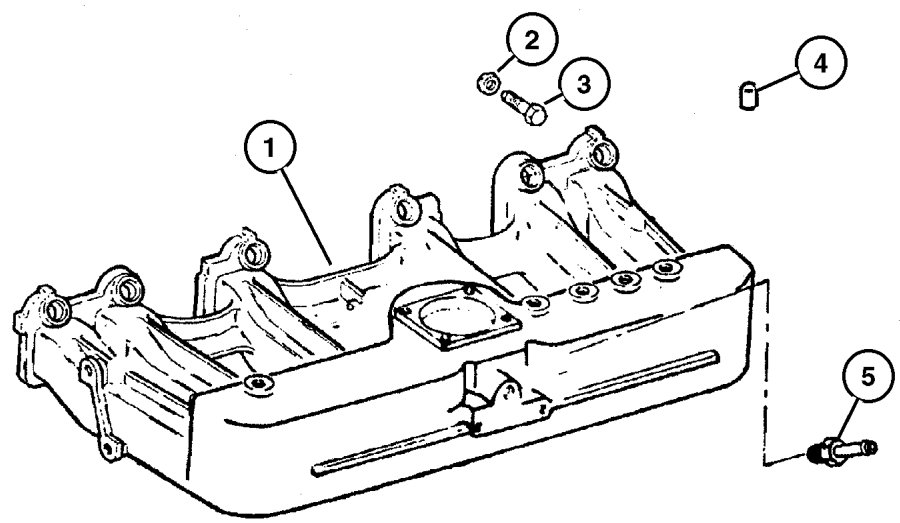
SERIES	LINE	BODY	ENGINE	TRANSMISSION
H = Laredo	J = 4WD	74 = 4 Door	ER0, ERH = 4.0L, Power Tech	DGK = 4 Speed Autm, 42RE
P = Limited	T = 2WD		EV0, EVA = 4.7L, Power Tech	DGQ = 5 Speed Automatic 5-45RFE
				DG0 = All Automatic Transm

AR = Use as required - = Non illustrated part # = New this model year

July 17, 2002

**Manifold, Intake and Exhaust, 4.0 (ERH)
Figure 4.0L-810**

ITEM	PART NUMBER	QTY	LINE	SERIES	BODY	ENGINE	TRANS	DESCRIPTION
NOTE: ER0=All 4.0L Engines								
1	4854 197AA	1				ER0		MANIFOLD, Intake
2	6036 171AA	2				ER0		NUT AND WASHER
3	6036 045AA	1				ER0		BOLT AND RETAINER, Hex Head
4	3580 172	1				ER0		CAP, Vacuum
5	4854 194	1				ER0		FITTING, Vacuum
6	5301 0196	1				ER0		MANIFOLD, Exhaust, Exhaust Front Machining, Front
7	5301 0199	1				ER0		MANIFOLD, Exhaust, Exhaust Rear Machining
-8	4854 038	1				ER0		GASKET, Intake/Exhaust Manifold
-9	6036 193AA	2				ER0		STUD, .375-16/.375-24x1.75
-10	6506 546AA	2				ER0		NUT, Exhaust Manifold

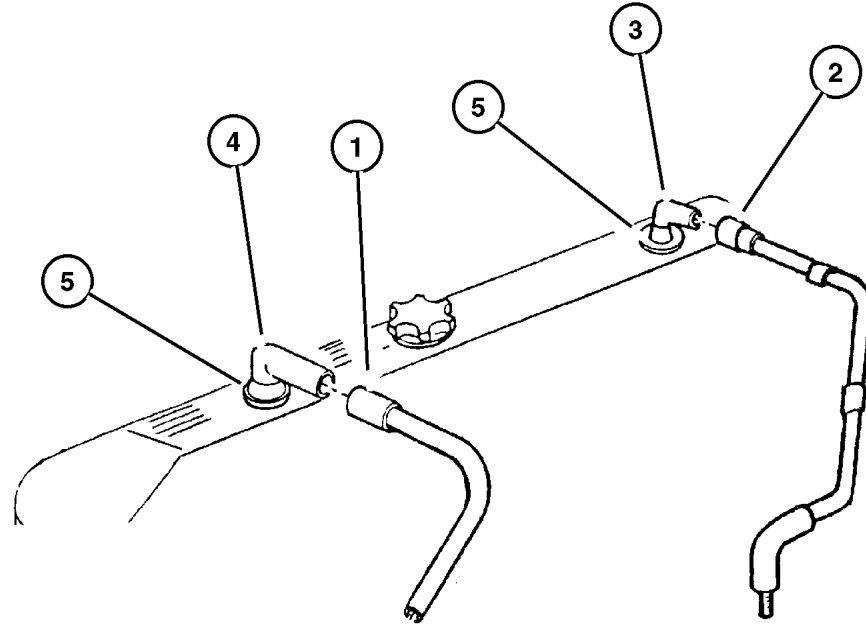


JEEP GRAND CHEROKEE (WJ)				
SERIES	LINE	BODY	ENGINE	TRANSMISSION
H = Laredo	J = 4WD	74 = 4 Door	ER0, ERH = 4.0L, Power Tech	DGK = 4 Speed Autm, 42RE
P = Limited	T = 2WD		EV0, EVA = 4.7L, Power Tech	DGQ = 5 Speed Automatic 5-45RFE
				DG0 = All Automatic Transm

AR = Use as required - = Non illustrated part # = New this model year

July 17, 2002

**Crankcase Ventilation, 4.0 (ERH)
Figure 4.0L-910**



ITEM	PART NUMBER	QTY	LINE	SERIES	BODY	ENGINE	TRANS	DESCRIPTION
NOTE: ER0=All 4.0L Engines								
1	4854 119	1				ER0		TUBE, Crankcase Vent To Air Cleaner
2	4854 265	1				ER0		TUBE, Crankcase Vent To Intake Manifold
3	53013 360AA	1				ER0		TUBE, Crankcase Vent To Air Cleaner
4	5303 0497	1				ER0		FITTING, Crankcase Vent Tube
5	2946 079	2				ER0		GROMMET, Crankcase Vent

JEEP GRAND CHEROKEE (WJ)

SERIES	LINE	BODY	ENGINE	TRANSMISSION
H = Laredo	J = 4WD	74 = 4 Door	ER0, ERH = 4.0L, Power Tech	DGK = 4 Speed Autm, 42RE
P = Limited	T = 2WD		EV0, EVA = 4.7L, Power Tech	DGQ = 5 Speed Automatic 5-45RFE
				DG0 = All Automatic Transm

AR = Use as required - = Non illustrated part # = New this model year

July 17, 2002

Group – 4.7L

Engine 4.7L Eight Cylinder

GROUP 4.7L - Engine 4.7L Eight Cylinder

Illustration Title

Group-Fig. No.

Cylinder Head

Cylinder Head, 4.7 (EVA) Fig. 4.7L-210

Cylinder Block

Cylinder Block, 4.7 (EVA) Fig. 4.7L-310

Crankshaft, Pistons and Torque Converter

Crankshaft, Piston and Torque Converter, 4.7 (EVA) Fig. 4.7L-410

Camshafts and Valves

Camshaft and Valves, 4.7 (EVA) Fig. 4.7L-510

Timing Belt and Cover

Timing Cover, 4.7 (EVA) Fig. 4.7L-610

Timing Chain and Guides, 4.7 (EVA) Fig. 4.7L-620

Engine Oiling

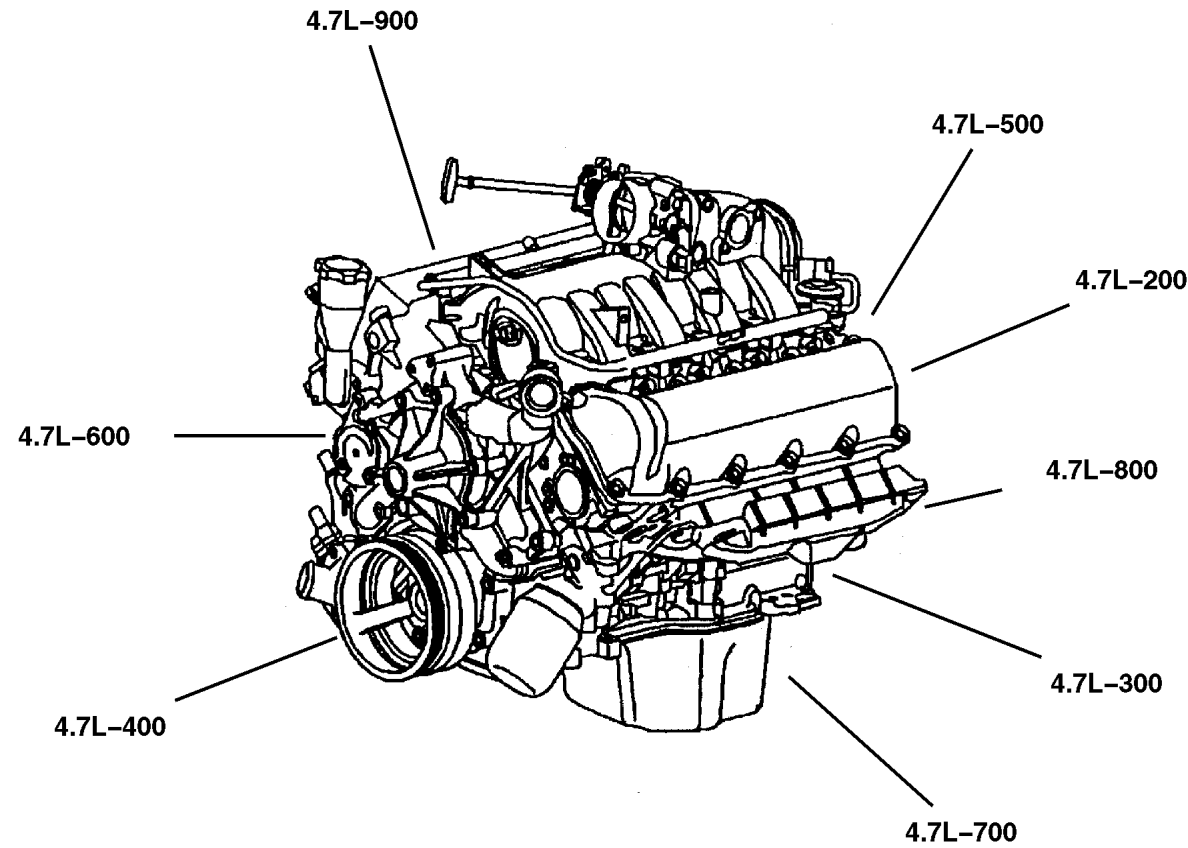
Engine Oiling, 4.7 (EVA) Fig. 4.7L-710

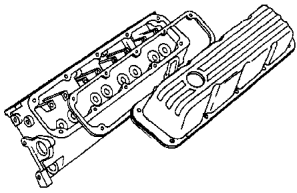
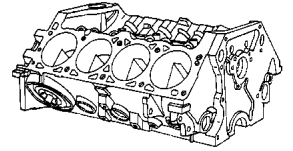

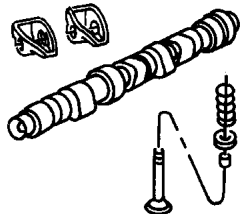
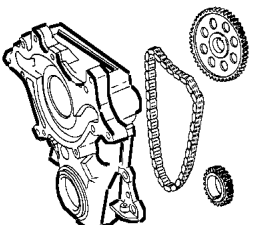
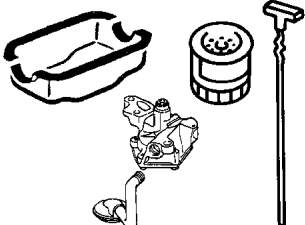
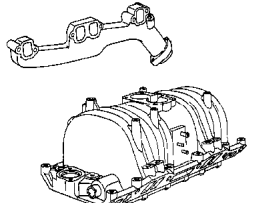
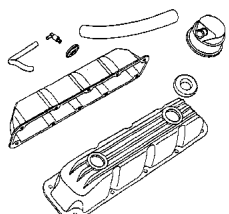
Manifolds

Manifold, Intake and Exhaust, 4.7 (EVA) Fig. 4.7L-810

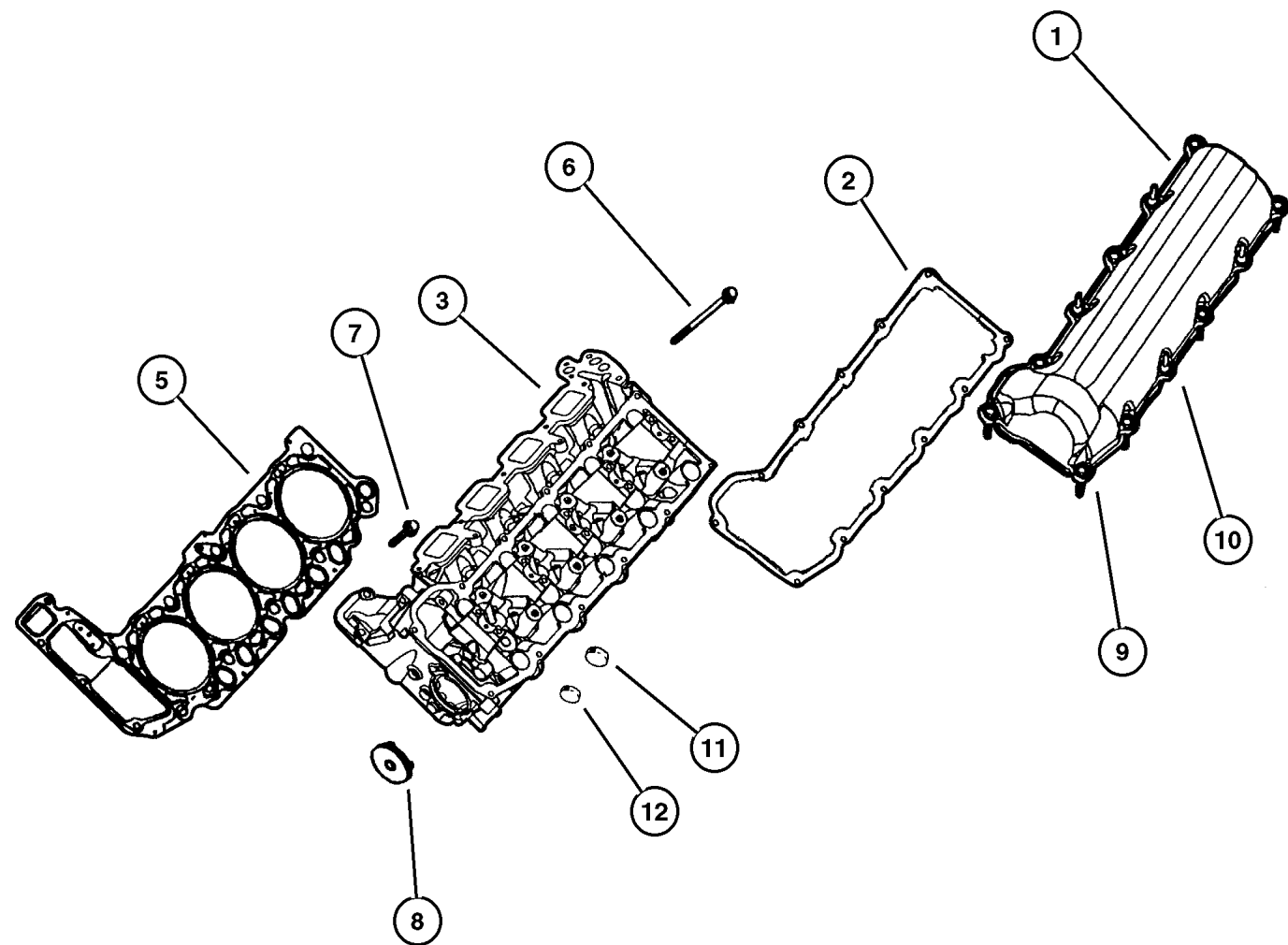
Crankcase Ventilation

Crankcase Ventilation, 4.7 (EVA) Fig. 4.7L-910



<p>4.7L-200 Cylinder Head</p> 	<p>4.7L-300 Cylinder Block</p> 	<p>4.7L-400 Crankshaft, Pistons and Torque Converter</p> 	<p>4.7L-500 Camshafts and Valves</p> 
<p>4.7L-600 Timing Belt and Cover</p> 	<p>4.7L-700 Engine Oiling</p> 	<p>4.7L-800 Manifolds</p> 	<p>4.7L-900 Crankcase Ventilation</p> 

**Cylinder Head, 4.7 (EVA)
Figure 4.7L-210**



ITEM	PART NUMBER	QTY	LINE	SERIES	BODY	ENGINE	TRANS	DESCRIPTION
NOTE;								
EVA=Next Generation 4.7L Magnum V8								
EVO= All 4.7L Engines								
1								COVER, Cylinder Head
	53020 657AD	1				EVO		Left
	53020 874AD	1				EVO		Right
2								GASKET, Valve Cover
	5302 0877	1				EVO		Left
	5302 0878	1				EVO		Right
3	5302 0797	1				EVA		HEAD, Cylinder, Left
-4	5302 0798	1				EVA		HEAD, Cylinder, Right
5	53020 673AB	2				EVO		GASKET, Cylinder Head
6	6504 939AA	20				EVO		SCREW AND WASHER, Hex Head
7	6504 985AA	8				EVO		SCREW AND WASHER, Hex Head
8	5302 1031	1				EVO		PLUG, Access Hole
9								SCREW, Serviced in Cylinder Head Cover, (NOT SERVICED) (Not Serviced)
10								STUD, Serviced in Cylinder Head Cover, (NOT SERVICED) (Not Serviced)
11	4556 020	2				EVA		PLUG, Core, 1.25 Diameter
12	6034 331	2				EVA		PLUG, Hex Socket, 3/8-18NPTx.475
-13	5016 163AB	1				EVO		GASKET PACKAGE, Engine Upper

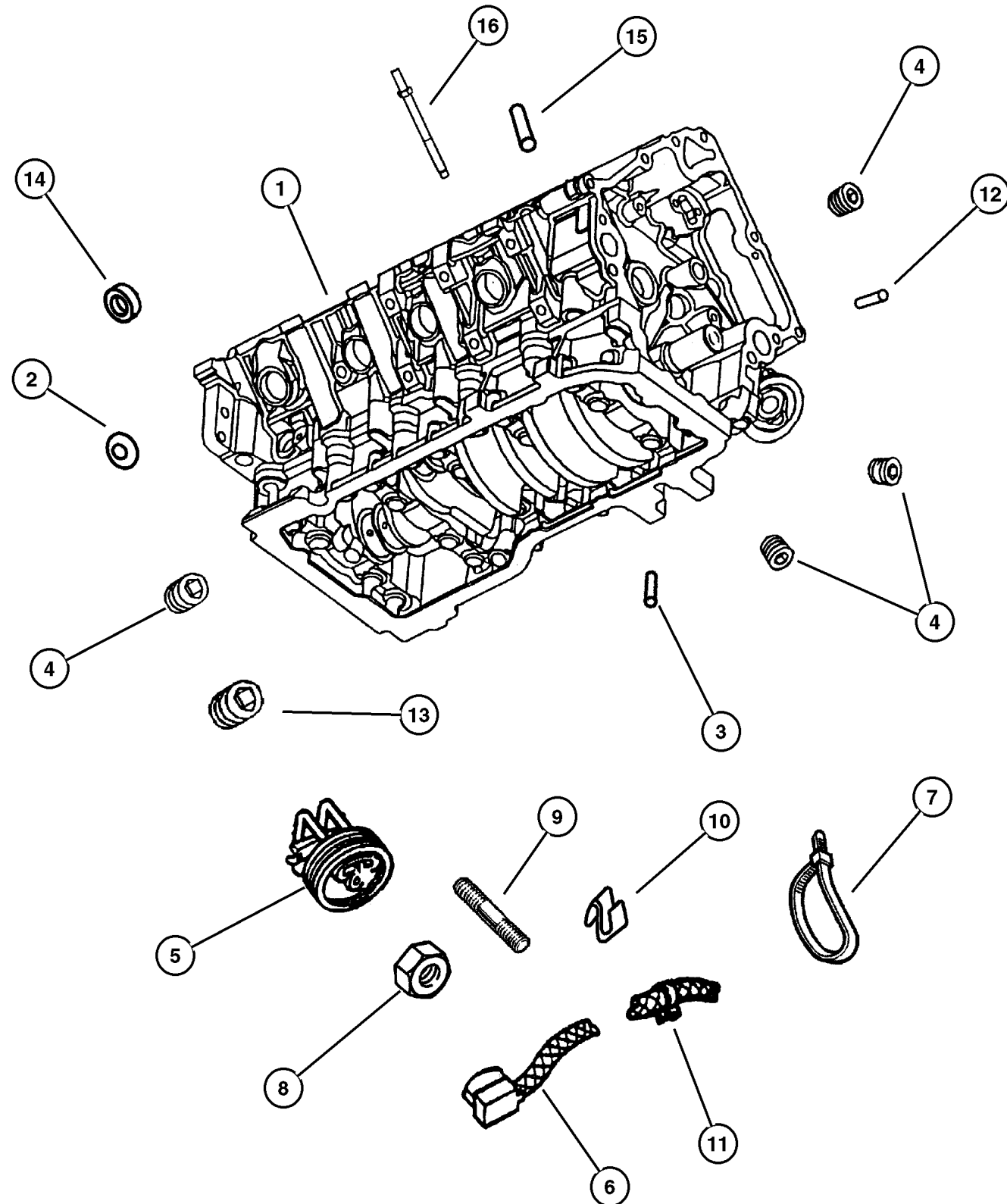
JEEP GRAND CHEROKEE (WJ)

SERIES	LINE	BODY	ENGINE	TRANSMISSION
H = Laredo	J = 4WD	74 = 4 Door	ER0, ERH = 4.0L, Power Tech	DGK = 4 Speed Autm, 42RE
P = Limited	T = 2WD		EVO, EVA = 4.7L, Power Tech	DGQ = 5 Speed Automatic 5-45RFE
				DG0 = All Automatic Transm

AR = Use as required - = Non illustrated part # = New this model year

July 17, 2002

**Cylinder Block, 4.7 (EVA)
Figure 4.7L-310**



ITEM	PART NUMBER	QTY	LINE	SERIES	BODY	ENGINE	TRANS	DESCRIPTION
NOTE:								
DG0=All Automatic Transmissions								
EVA=Next Generation 4.7L Magnum V8								
EVO= All 4.7L Engines								
1	5011 499AD	1				EVA		BLOCK, Short, Contains: Block, Bed Plate, Crank, Rods, Pistons, Rings, Oil Pump, Oil Pan
2	6034 804	10				EVA		PLUG, Core, 1.39 Diameter
3	6505 457AA	3				EVO		PIN
4	6036 114AA	4				EVO		PLUG, Pipe
5	8220 3640	1				EVO		HEATER PACKAGE, Engine Block
6	5602 7117	1				EVO		CORD, Engine Block Heater
7	5600 8876	1				EVO		STRAP, Tie
8								NUT, Hex Flange Lock, .375-16, (NOT SERVICED) (Not Serviced)
9								SCREW, [.375-16x.625], (NOT SERVICED) (Not Serviced)
10								CLIP, (NOT SERVICED) (Not Serviced)
11								CLIP, (NOT SERVICED) (Not Serviced)
12	53010 533AA	2				EVO		DOWEL
13	6034 366	2				EVO		SCREW
14	4556 019	1				EVO		PLUG, Cylinder Block Oil Hole
15	5240 849	4				EVO		DOWEL, Block To Clutch Housing
16	6505 274AA	2				EVO		STUD

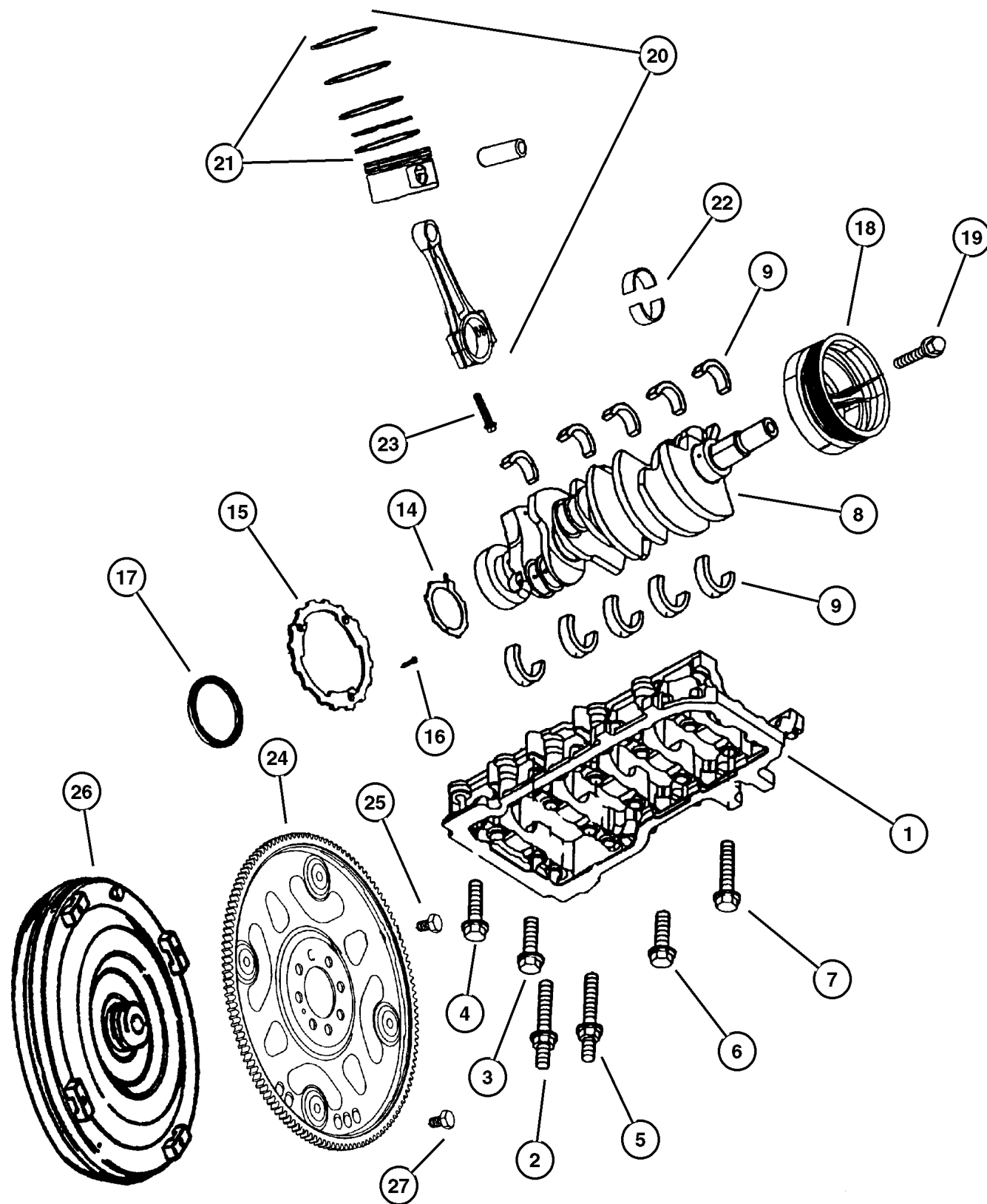
JEEP GRAND CHEROKEE (WJ)

SERIES	LINE	BODY	ENGINE	TRANSMISSION
H = Laredo	J = 4WD	74 = 4 Door	ER0, ERH = 4.0L, Power Tech	DGK = 4 Speed Autm, 42RE
P = Limited	T = 2WD		EVO, EVA = 4.7L, Power Tech	DGQ = 5 Speed Automatic 5-45RFE
				DG0 = All Automatic Transm

AR = Use as required - = Non illustrated part # = New this model year

July 17, 2002

**Crankshaft, Piston and Torque Converter, 4.7 (EVA)
Figure 4.7L-410**



ITEM	PART NUMBER	QTY	LINE	SERIES	BODY	ENGINE	TRANS	DESCRIPTION
NOTE:								
DG0=All Automatic Transmissions								
DG4=45 RFE Transmission								
EVA=Next Generation 4.7L Magnum V8								
EV0= All 4.7L Engines								
1								BEDPLATE, Serviced in Short Block, (NOT SERVICED) (Not Serviced)
2	6506 187AA	2				EV0		STUD
3	6102 047AA	6				EV0		SCREW, Hex Head, M8x1.25x50
4	6504 411	7				EV0		SCREW
5	6506 186AA	1				EV0		STUD
6	6504 410	5				EV0		SCREW, Hex Head
7	6505 394AA	7				EV0		SCREW AND WASHER
8	5302 0939	1				EVA	DG0	CRANKSHAFT
9	5013 586AB	5				EVA		BEARING PACKAGE, Crankshaft, B Grade
-10	5014 183AA	5				EVA		BEARING PACKAGE, Crankshaft, A Grade
-11	5014 186AA	5				EVA		BEARING PACKAGE, Crankshaft, C Grade
-12	5013 587AA	AR				EVA		BEARING PACKAGE, Crankshaft, .025mm Undersize
-13	5013 588AA	AR				EVA		BEARING PACKAGE, Crankshaft, .25mm Undersize
14	5012 356AB	1				EV0		WASHER PACKAGE, Washer
15								TONE RING, Sensor, Serviced in Crankshaft, (NOT SERVICED) (Not Serviced)
16	6504 480	3				EVA	DG0	SCREW, M6x1x25
17	5302 0788	1				EV0		SEAL, Crankshaft Bearing Oil
18	53020 689AB	1				EVA		DAMPER, Crankshaft
19	6504 415	1				EV0		SCREW AND WASHER
20	5012 362AC	8				EVA		PISTON PIN AND ROD, STD
21	5012 364AC	8				EVA		RING PACKAGE, Piston, Standard Size
22	5012 363AB	8				EVA		BEARING PACKAGE, Connecting Rod, Standard
23	6504 720	16				EVA		BOLT, Connecting Rod
24	5210 4048	1				EV0	DG0	PLATE, Torque Converter Drive
25	6503 465	8				EV0	DG0	BOLT, Drive Plate and Flywheel
26								TORQUE CONVERTER
	4736 582	1	T				DG4	
		1	J				DG4	
27	1949 765	4					DG0	SCREW, Hex Head Header Point, .312-24x.44

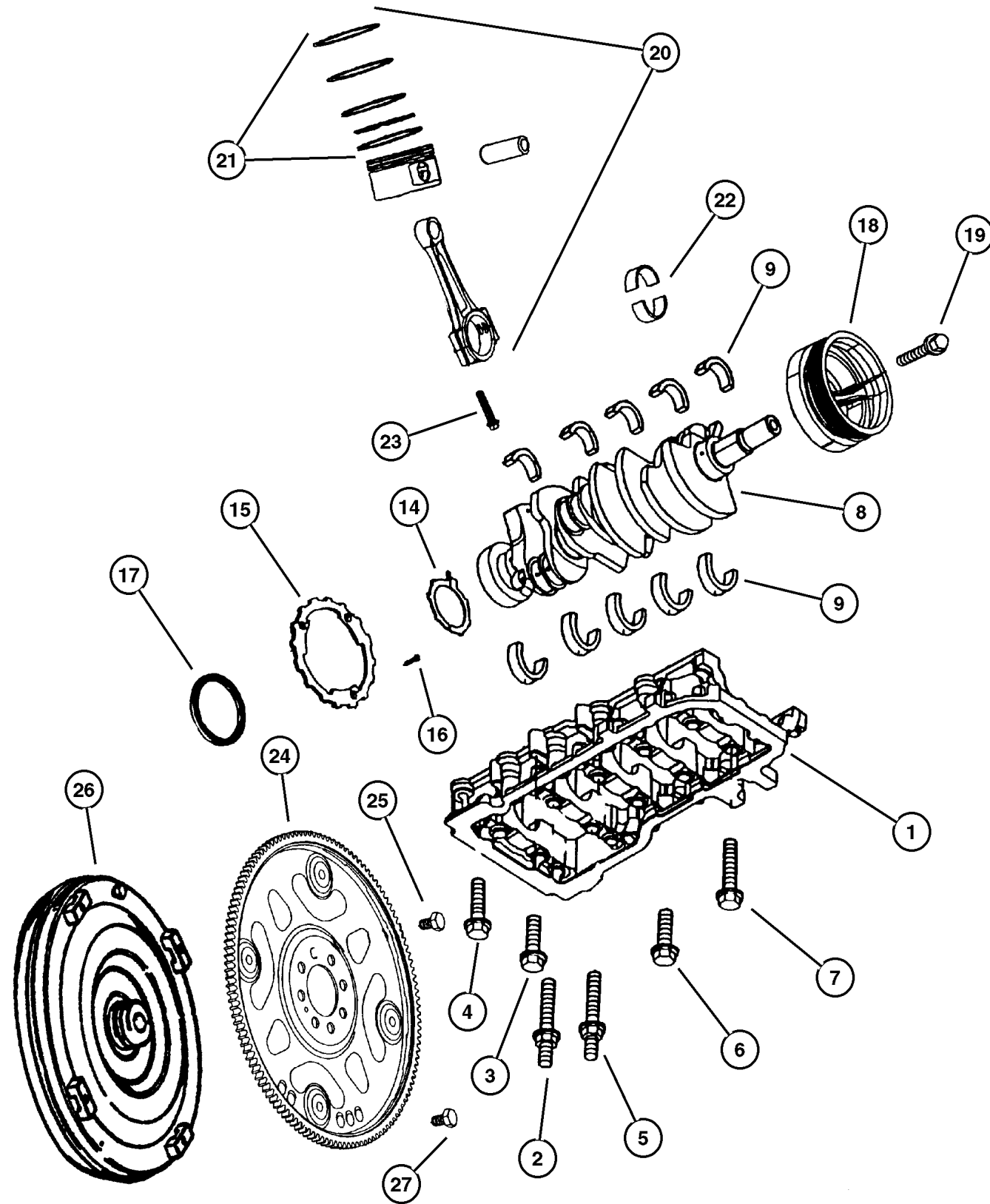
JEEP GRAND CHEROKEE (WJ)

SERIES	LINE	BODY	ENGINE	TRANSMISSION
H = Laredo	J = 4WD	74 = 4 Door	ER0, ERH = 4.0L, Power Tech	DGK = 4 Speed Autm, 42RE
P = Limited	T = 2WD		EV0, EVA = 4.7L, Power Tech	DGQ = 5 Speed Automatic 5-45RFE
				DG0 = All Automatic Transm

AR = Use as required - = Non illustrated part # = New this model year

July 17, 2002

Crankshaft, Piston and Torque Converter, 4.7 (EVA)
Figure 4.7L-410



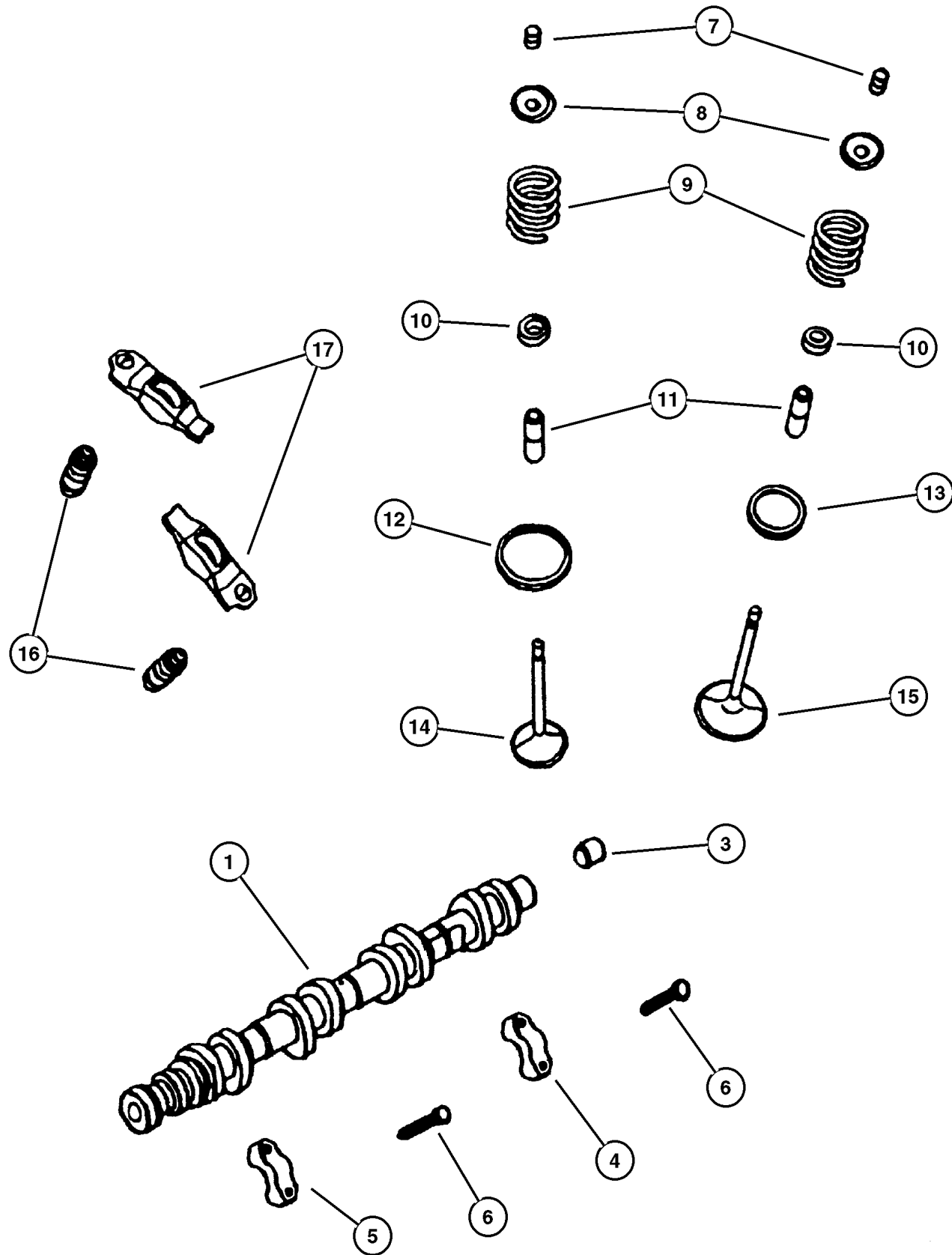
ITEM	PART NUMBER	QTY	LINE	SERIES	BODY	ENGINE	TRANS	DESCRIPTION
-28								SEAL, Torque Converter Hub
	4736 547	1	T				DG4	
		1	J				DG4	
		1	T				DGQ	
		1	J				DGQ	

JEEP GRAND CHEROKEE (WJ)				
SERIES	LINE	BODY	ENGINE	TRANSMISSION
H = Laredo	J = 4WD	74 = 4 Door	ER0, ERH = 4.0L, Power Tech	DGK = 4 Speed Autm, 42RE
P = Limited	T = 2WD		EV0, EVA = 4.7L, Power Tech	DGQ = 5 Speed Automatic 5-45RFE
				DG0 = All Automatic Transm

AR = Use as required - = Non illustrated part # = New this model year

July 17, 2002

**Camshaft and Valves, 4.7 (EVA)
Figure 4.7L-510**



ITEM	PART NUMBER	QTY	LINE	SERIES	BODY	ENGINE	TRANS	DESCRIPTION
NOTE:								
EVA=Next Generation 4.7L Magnum V8								
EVO= All 4.7L Engines								
1	53021 159AA	1				EVA		CAMSHAFT, Engine, Left, Left
-2	53021 160AA	1				EVA		CAMSHAFT, Engine, Right, Rad Inlet
3	53021 161AA	1				EVA		Hose Clip,Radiator Air Lower Bracket Attach,Radiator Baffle,Right
4								PLUG, Camshaft
5								CAP, Serviced in Cylinder Head, (NOT SERVICED) (Not Serviced)
6	6505 034AA	10				EVA		SCREW, M6x1x40
7	4536 513	32				EVA		LOCK, Valve Spring Retainer
8	5302 0750	16				EVA		RETAINER, Valve Spring
9	53020 749AB	16				EVA		SPRING, Valve
10	#53020 752AD	16				EVA		SEAL, Valve Guide
11								GUIDE, Intake/Exhaust Valve, Standard Size, Serviced in Cylinder Head, (NOT SERVICED) (Not Serviced)
12								INSERT, Intake Valve, Serviced in Cylinder Head, (NOT SERVICED) (Not Serviced)
13								INSERT, Exhaust Valve, Serviced in Cylinder Head, (NOT SERVICED) (Not Serviced)
14	53020 747AB	8				EVA		VALVE, Intake, Standard
15	5302 0748	8				EVA		VALVE, Exhaust, Standard
16	5302 1077	16				EVA		ADJUSTER, Valve Lash
17	53020 742AB	16				EVA		ROCKER ARM, Valve

JEEP GRAND CHEROKEE (WJ)

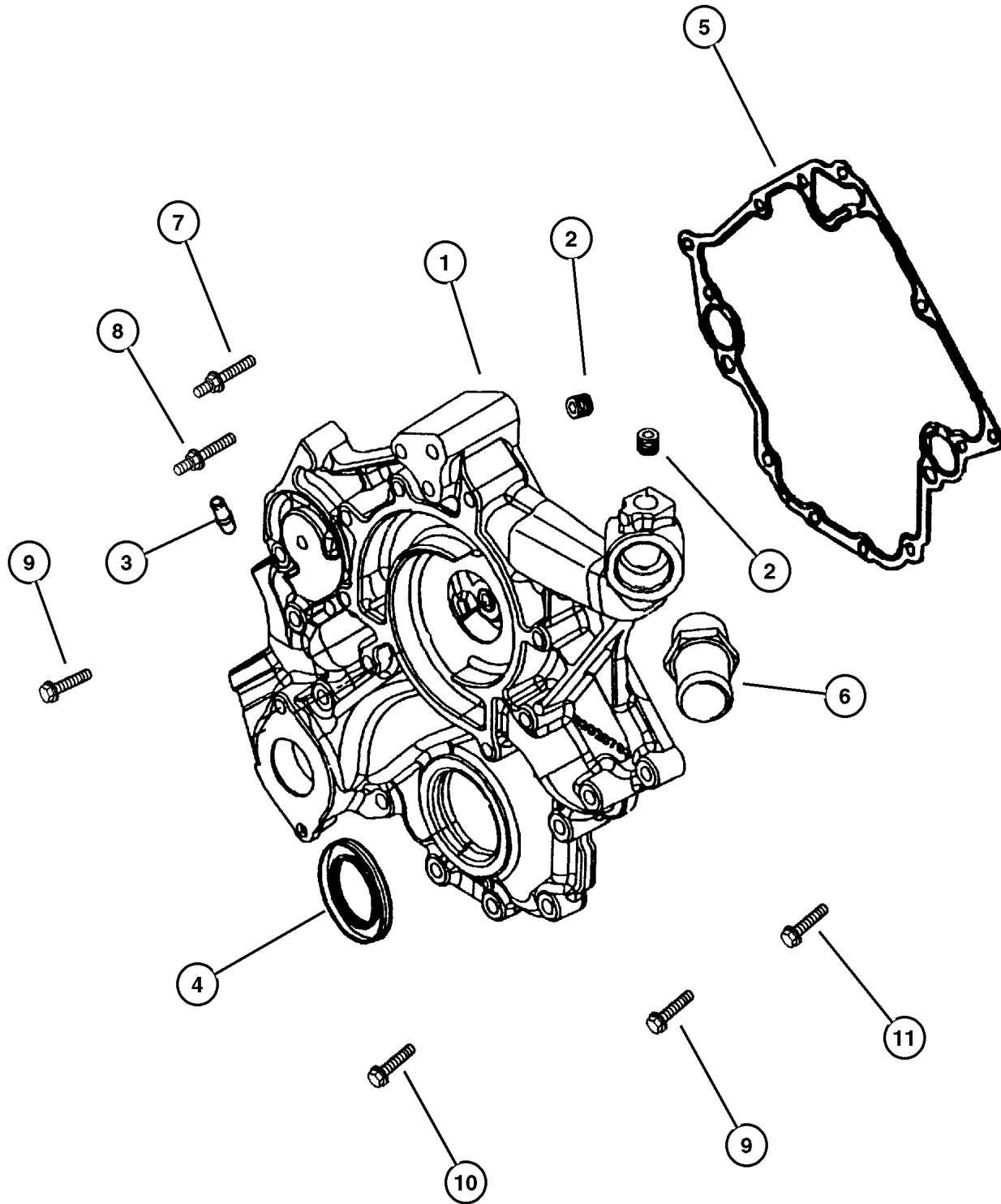
SERIES	LINE	BODY	ENGINE	TRANSMISSION
H = Laredo	J = 4WD	74 = 4 Door	ER0, ERH = 4.0L, Power Tech	DGK = 4 Speed Autm, 42RE
P = Limited	T = 2WD		EVO, EVA = 4.7L, Power Tech	DGQ = 5 Speed Automatic 5-45RFE
				DG0 = All Automatic Transm

AR = Use as required - = Non illustrated part # = New this model year

July 17, 2002

Timing Cover, 4.7 (EVA)
Figure 4.7L-610

ITEM	PART NUMBER	QTY	LINE	SERIES	BODY	ENGINE	TRANS	DESCRIPTION
NOTE: EV0=All 4.7L Engines								
1	5016 653AB	1				EVO		COVER, Timing Case
2	6034 331	3				EVO		PLUG, Hex Socket, 3/8-18NPTx.475
3	6035 854	2				EVO		FITTING, Y-Style
4	53021 313AA	1				EVO		SEAL, Crankshaft Oil, Front
5	5302 0862	1				EVO		GASKET, Chain Case Cover
6	6035 961AA	1				EVO		PIPE FITTING, Chain Case Cover, .375-18x2
7	6505 293AA	1				EVO		STUD
8	6505 019AA	1				EVO		STUD
9	6101 998	5				EVO		SCREW AND WASHER, Hex
10	6101 985	5				EVO		SCREW AND WASHER, M10x1.50x45.00
11	6505 579AA	2				EVO		SCREW AND WASHER



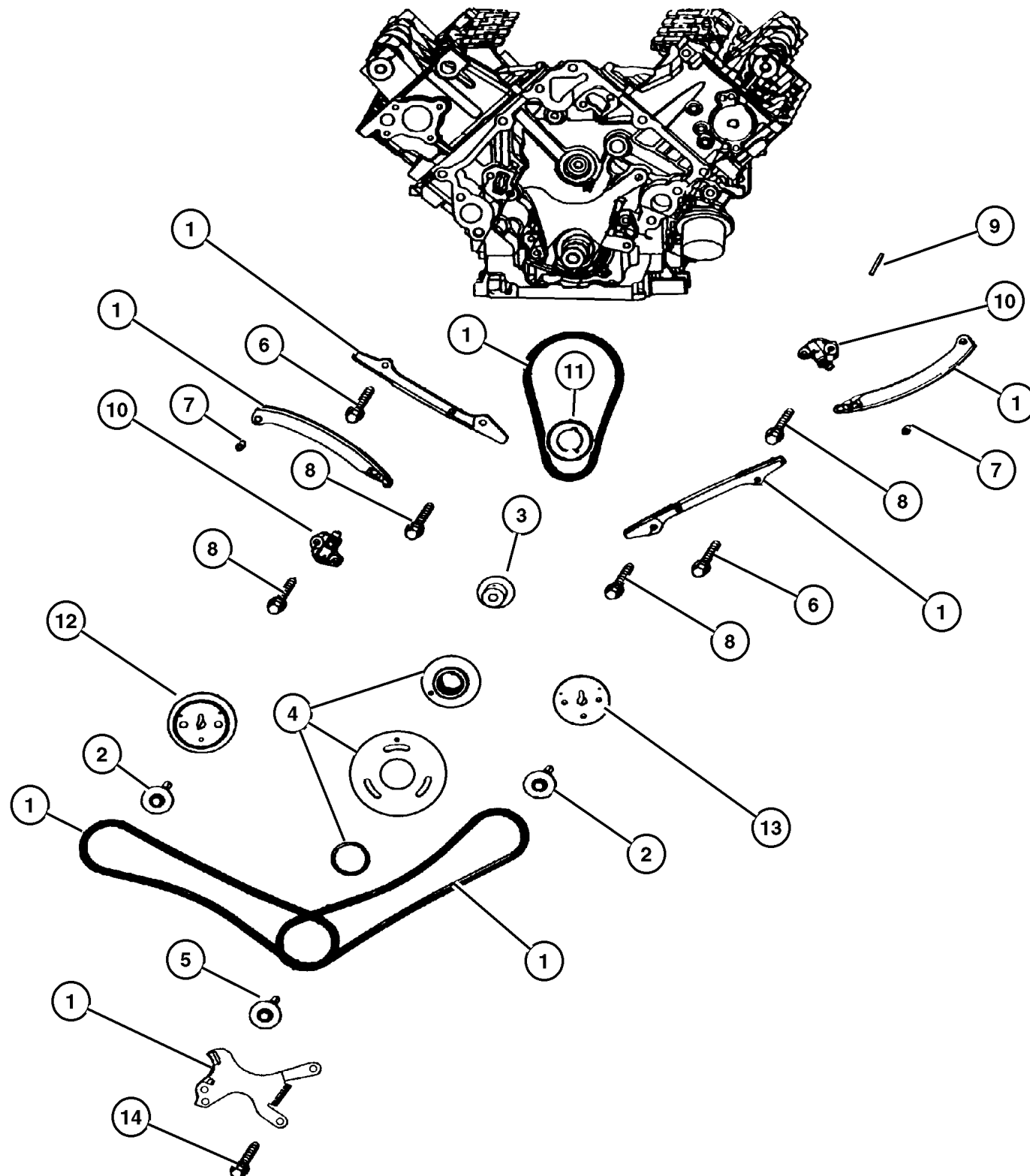
JEEP GRAND CHEROKEE (WJ)

SERIES	LINE	BODY	ENGINE	TRANSMISSION
H = Laredo	J = 4WD	74 = 4 Door	ER0, ERH = 4.0L, Power Tech	DGK = 4 Speed Autm, 42RE
P = Limited	T = 2WD		EVO, EVA = 4.7L, Power Tech	DGQ = 5 Speed Automatic 5-45RFE
				DG0 = All Automatic Transm

AR = Use as required - = Non illustrated part # = New this model year

July 17, 2002

Timing Chain and Guides, 4.7 (EVA)
Figure 4.7L-620



ITEM	PART NUMBER	QTY	LINE	SERIES	BODY	ENGINE	TRANS	DESCRIPTION
NOTE: EV0=All 4.7L Engines								
1	5013 867AB	1				EVO		TIMING DRIVE PACKAGE, Engine
2	6504 429	2				EVO		SCREW AND WASHER, Hex
3	5302 0835	1				EVO		SHAFT, Idler
4	5013 868AB	1				EVO		SPROCKET, Idler
5	6504 370	1				EVO		SCREW AND WASHER, Hex
6	6102 111AA	2				EVO		SCREW AND WASHER
7	6504 440	2				EVO		SCREW, Also Serviced In Item# 1
8	6503 257	6				EVO		BOLT, Hex Head, M8x1.25x37.50
9	6504 471	1				EVO		KEY, Woodruff
10								TENSIONER, Chain
	5302 0779	1				EVO		Right
	53021 168AA	1				EVO		Left
11	5302 0679	1				EVO		SPROCKET, Crankshaft
12	53021 169AA	1				EVO		SPROCKET, Camshaft, Right, Right
13	5302 0938	1				EVO		SPROCKET, Camshaft, Left, Left
14	6100 932	2				EVO		BOLT, Hex
-15	5302 0781	2				EVO		GUIDE, Timing Chain
-16	5302 0681	1				EVO		TENSIONER, Chain, Primary

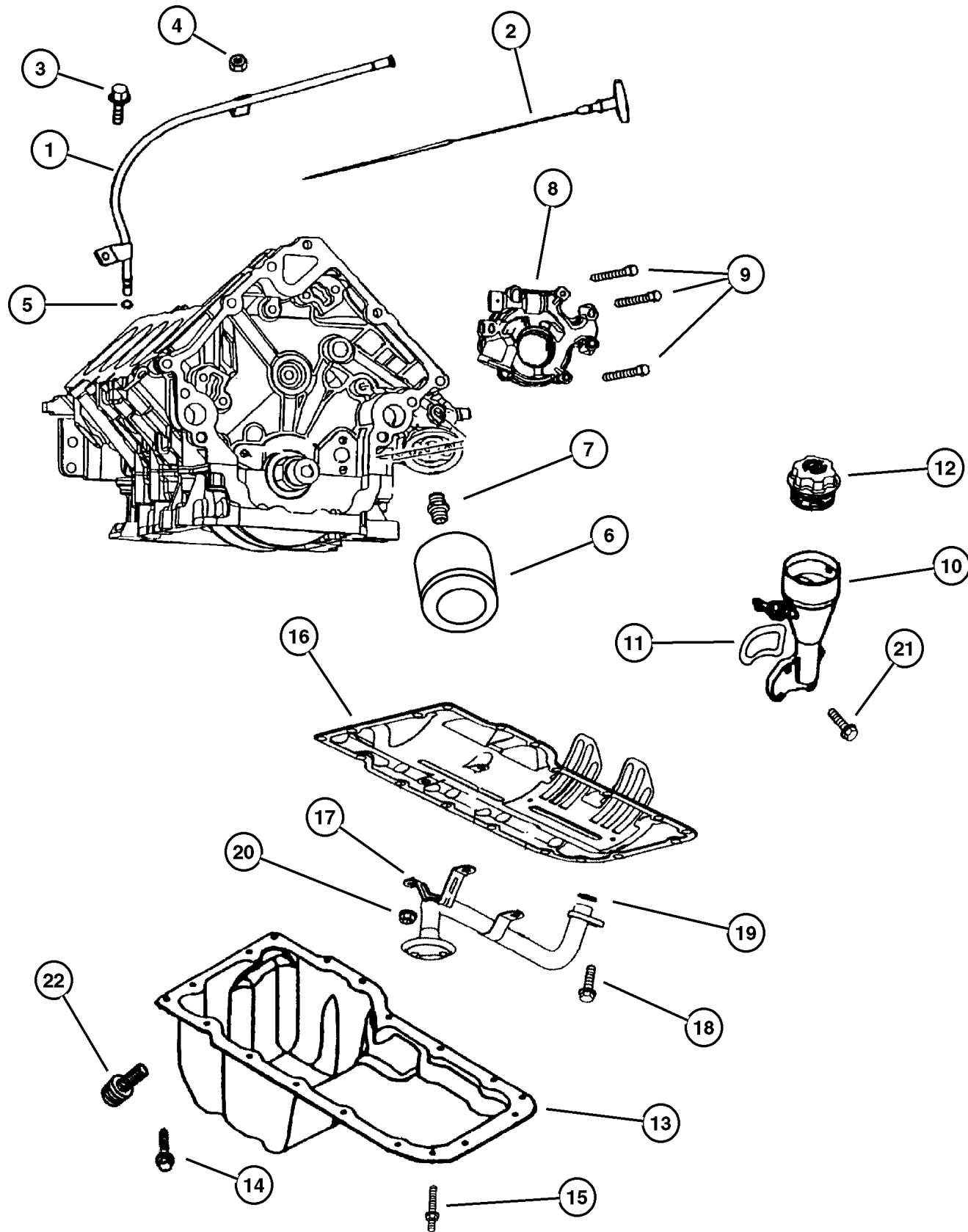
JEEP GRAND CHEROKEE (WJ)

SERIES	LINE	BODY	ENGINE	TRANSMISSION
H = Laredo	J = 4WD	74 = 4 Door	ER0, ERH = 4.0L, Power Tech	DGK = 4 Speed Autm, 42RE
P = Limited	T = 2WD		EV0, EVA = 4.7L, Power Tech	DGQ = 5 Speed Automatic 5-45RFE
				DG0 = All Automatic Transm

AR = Use as required - = Non illustrated part # = New this model year

July 17, 2002

Engine Oiling, 4.7 (EVA)
Figure 4.7L-710



ITEM	PART NUMBER	QTY	LINE	SERIES	BODY	ENGINE	TRANS	DESCRIPTION
NOTE: EV0=All 4.7L Engines								
1	5302 1024	1				EVO		TUBE, Engine Oil Indicator
2	53020 859AB	1				EVO		INDICATOR, Engine Oil Level
3	6504 810AA	1				EVO		SCREW AND WASHER, Hex
4								NUT, M6x1.00, (NOT SERVICED) (Not Serviced)
5	53021 144AA	1				EVO		O RING, Engine Oil Indicator
6	5281 090	1				EVO		FILTER, Engine Oil
7	5300 7563	1				EVO		CONNECTOR, Oil Filter
8	5302 0827	1				EVO		PUMP, Engine Oil
9	6100 932	1				EVO		BOLT, Hex
10	5302 0890	1				EVO		HOUSING, Oil Fill
11	53020 889AB	1				EVO		GASKET, Oil Fill Housing
12	53032 389AA	1				EVO		CAP, Oil Filler
13	53020 678AB	1				EVO		PAN, Engine Oil
14	6504 810AA	17				EVO		SCREW AND WASHER, Hex
15	6505 889AA	1				EVO		STUD
16	#53020 675AC	1				EVO		GASKET, Oil Pan
17	5302 0828	1				EVO		TUBE, Oil Pickup
18	6102 046AA	1				EVO		SCREW AND WASHER
19	5302 0861	1				EVO		SEAL, Oil Pick Up Tube
20	6502 756	3				EVO		NUT, Hex Lock, M8x1.25
21	6505 504AA	4				EVO		SCREW
22	6504 894AA	1				EVO		SCREW, Oil sump

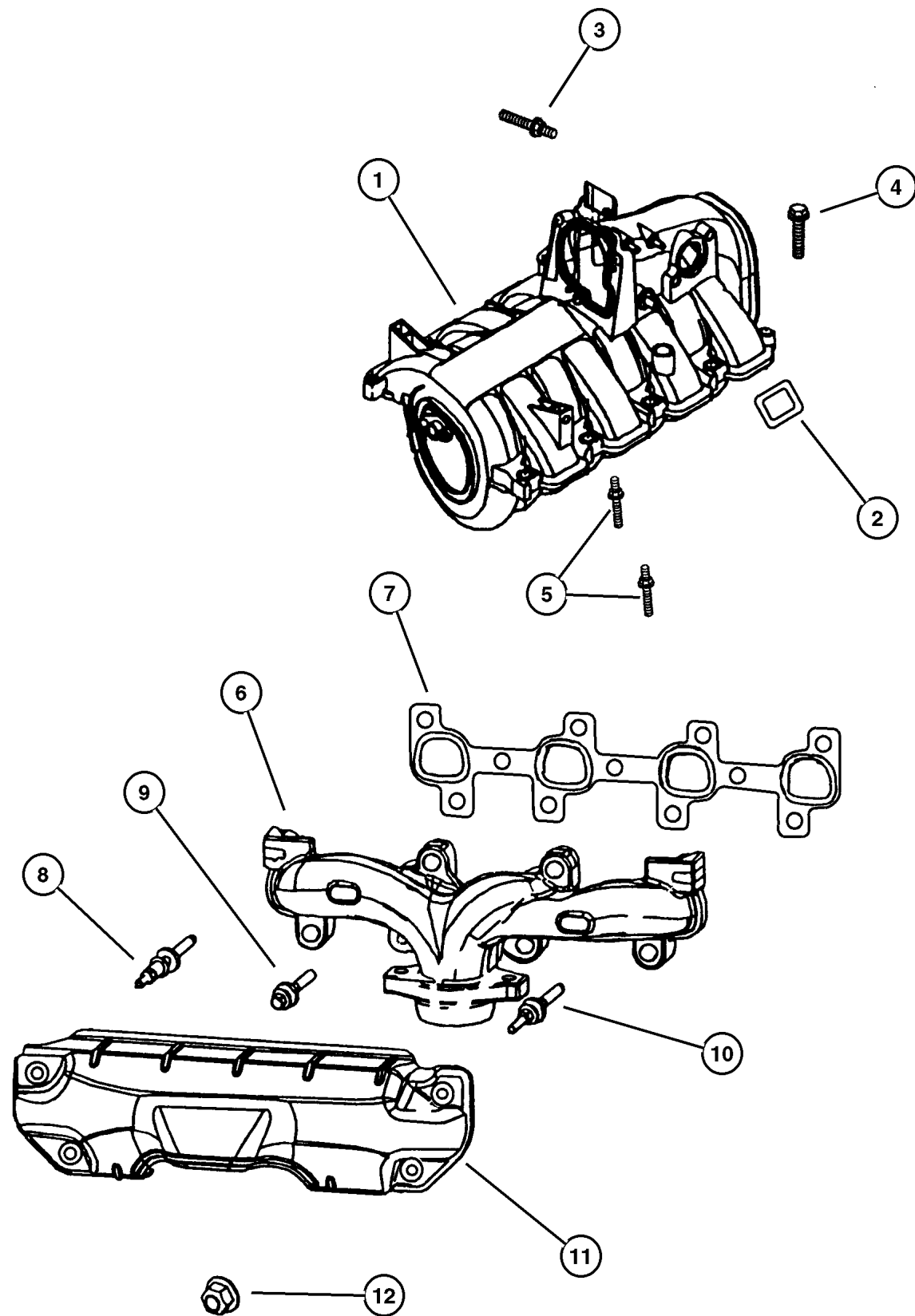
JEEP GRAND CHEROKEE (WJ)

SERIES	LINE	BODY	ENGINE	TRANSMISSION
H = Laredo	J = 4WD	74 = 4 Door	ER0, ERH = 4.0L, Power Tech	DGK = 4 Speed Autm, 42RE
P = Limited	T = 2WD		EVO, EVA = 4.7L, Power Tech	DGQ = 5 Speed Automatic 5-45RFE
				DG0 = All Automatic Transm

AR = Use as required - = Non illustrated part # = New this model year

July 17, 2002

**Manifold, Intake and Exhaust, 4.7 (EVA)
Figure 4.7L-810**



ITEM	PART NUMBER	QTY	LINE	SERIES	BODY	ENGINE	TRANS	DESCRIPTION
NOTE:								
EVA=Next Generation 4.7L Magnum V8								
EVO= All 4.7L Engines								
1	#53010 315AD	1				EVA		MANIFOLD, Intake
2	5301 0310	8				EVA		SEAL, Intake Manifold
3	6505 498AA	1				EVA		STUD
4	6505 499AA	2				EVO		SCREW
5	6505 500AA	8				EVO		STUD
6								MANIFOLD, Exhaust
	5303 0933	1				EVO		Left
	5303 0934	1				EVO		Right
7								GASKET, Exhaust Manifold
	5303 0812	1				EVO		Right
	5303 0813	1				EVO		Left
8	6505 257AA	4				EVO		STUD
9	6504 340	8				EVO		SCREW AND WASHER, Hex
10	6504 331	4				EVO		STUD
11								SHIELD, Exhaust Manifold
	5303 0815	1				EVO		Left
	5303 0940	1				EVO		Right
12	6505 316AA	8				EVO		NUT

JEEP GRAND CHEROKEE (WJ)

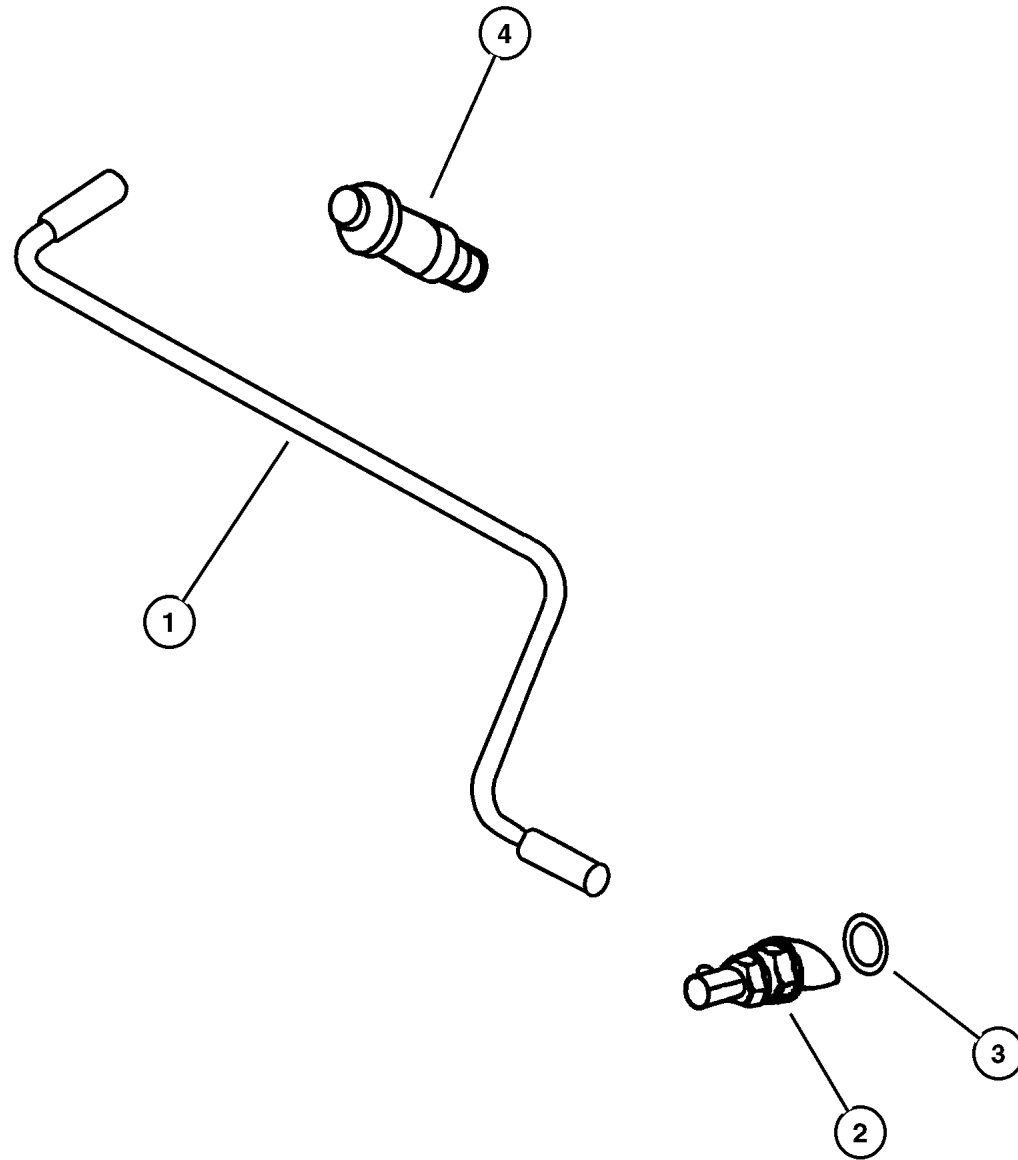
SERIES	LINE	BODY	ENGINE	TRANSMISSION
H = Laredo	J = 4WD	74 = 4 Door	ER0, ERH = 4.0L, Power Tech	DGK = 4 Speed Autm, 42RE
P = Limited	T = 2WD		EVO, EVA = 4.7L, Power Tech	DGQ = 5 Speed Automatic 5-45RFE
				DG0 = All Automatic Transm

AR = Use as required - = Non illustrated part # = New this model year

July 17, 2002

**Crankcase Ventilation, 4.7 (EVA)
Figure 4.7L-910**

ITEM	PART NUMBER	QTY	LINE	SERIES	BODY	ENGINE	TRANS	DESCRIPTION
NOTE: EV0=All 4.7L Engines								
1	5303 0851	1				EVO		TUBE, PCV Valve
2	53031 777AA	1				EVO		VALVE, Crankcase Vent
3	53031 711AA	1				EVO		O RING
4	5303 0850	2				EVO		BREATHER, Crankcase



JEEP GRAND CHEROKEE (WJ)

SERIES	LINE	BODY	ENGINE	TRANSMISSION
H = Laredo	J = 4WD	74 = 4 Door	ER0, ERH = 4.0L, Power Tech	DGK = 4 Speed Autm, 42RE
P = Limited	T = 2WD		EV0, EVA = 4.7L, Power Tech	DGQ = 5 Speed Automatic 5-45RFE
				DG0 = All Automatic Transm

AR = Use as required - = Non illustrated part # = New this model year

July 17, 2002

Group – 011

Exhaust

GROUP 11 - Exhaust

Illustration Title

Group-Fig. No.

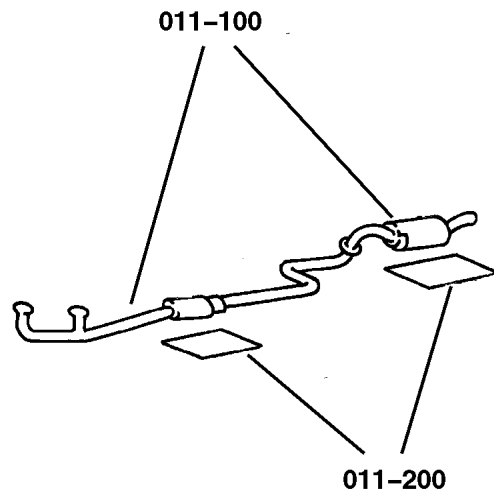
Exhaust System

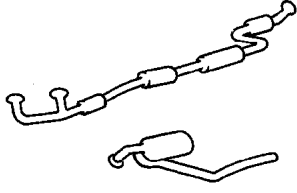
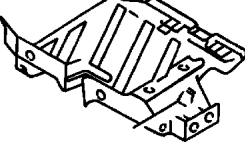
Exhaust System, 4.0 (ERH) Fig. 011-110

Exhaust System, 4.7 (EVA) Fig. 011-120

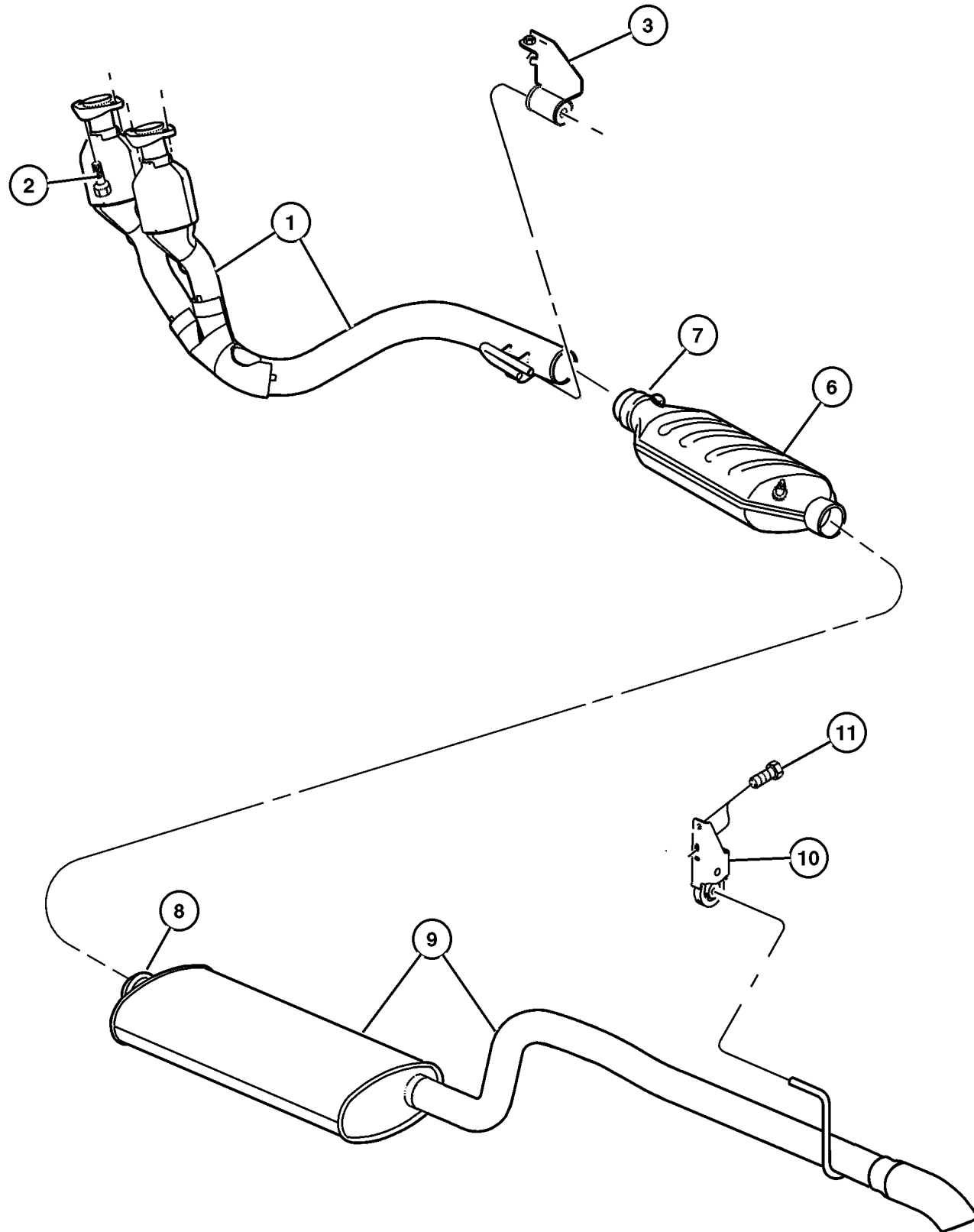
Heat Shields

Heat Shields, 4.0 (ERH), 4.7 (EVA) Fig. 011-210



<p>011-100 Exhaust System</p> 	<p>011-200 Heat Shields</p> 		
--	--	--	--

**Exhaust System, 4.0 (ERH)
Figure 011-110**



ITEM	PART NUMBER	QTY	LINE	SERIES	BODY	ENGINE	TRANS	DESCRIPTION
Note; Sales Codes								
[ER0]=All 4.0L Engines								
1								CONVERTER, Catalytic
	#52101 242AB	1				ER0		California
	#52101 311AB	1				ER0		Federal
2	6505 754AA	4				ER0		SCREW, Hex Head
3	52101 017AB	1				ER0		HANGER, Exhaust
-4	6022 266	1				ER0		SCREW, Hex Head, .375-16x1.5
-5	0152 474	1	T			ER0		NUT, Hex Flange Lock, .375-16
6								CONVERTER, Catalytic
	5210 1393	1				ER0		Federal
	#52101 470AC	1				ER0		California
7								CLAMP, Serviced With Converter, (NOT SERVICED) (Not Serviced)
8	5210 1040	1				ER0		CLAMP, Exhaust
9	52101 094AC	1				ER0		MUFFLER AND TAILPIPE, Exhaust
10	52101 141AD	1						HANGER, Tailpipe
11								SCREW, (NOT SERVICED) (Not Serviced)
-12	6505 754AA	4				ER0		SCREW, Hex Head, Exhaust manifold to converter
-13	6506 546AA	2				ER0		NUT, Exhaust Manifold, Exhaust manifold to converter

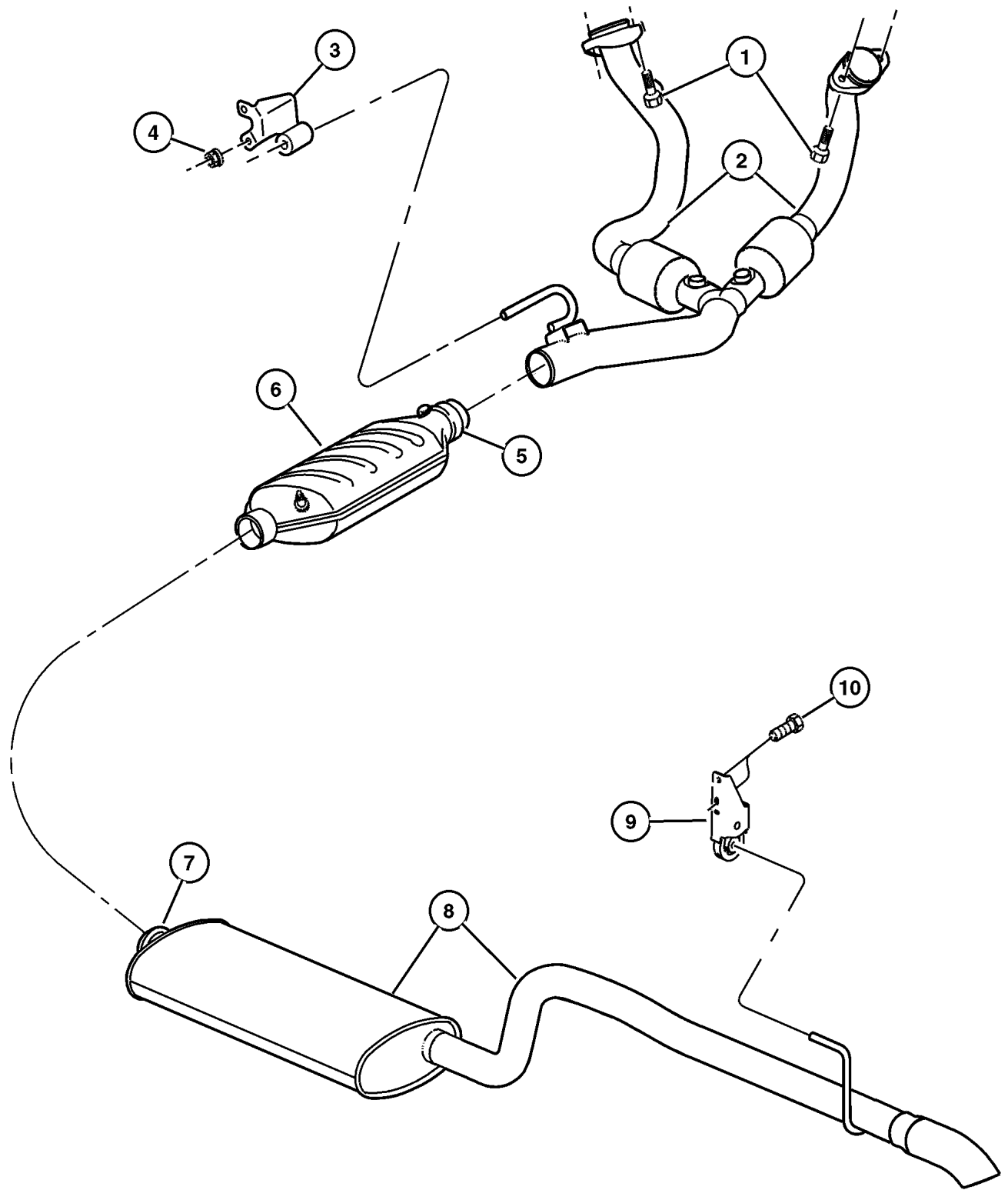
JEEP GRAND CHEROKEE (WJ)

SERIES	LINE	BODY	ENGINE	TRANSMISSION
H = Laredo	J = 4WD	74 = 4 Door	ER0, ERH = 4.0L, Power Tech	DGK = 4 Speed Autm, 42RE
P = Limited	T = 2WD		EV0, EVA = 4.7L, Power Tech	DGQ = 5 Speed Automatic
				5-45RFE
				DG0 = All Automatic Transm

AR = Use as required - = Non illustrated part # = New this model year

July 17, 2002

**Exhaust System, 4.7 (EVA)
Figure 011-120**



ITEM	PART NUMBER	QTY	LINE	SERIES	BODY	ENGINE	TRANS	DESCRIPTION
NOTE: EV0=All 4.7L Engines								
1	6506 012AA	4				EVO		SCREW, Hex Head
2	52101 093AB	1				EVO		CONVERTER, Catalytic
3	52101 018AB	1				EVO		HANGER, Exhaust
4	6502 696	2				EVO		NUT, Hex Flange Lock, M10x1.5
5								CLAMP, Serviced With Converter, (NOT SERVICED) (Not Serviced)
6	5210 1393	1				EVO		CONVERTER, Catalytic
7	5210 1040	1				EVA		CLAMP, Exhaust
8	52101 095AB	1				EVO		MUFFLER AND TAILPIPE, Exhaust
9	52101 141AD	1						HANGER, Tailpipe
10								SCREW, (NOT SERVICED) (Not Serviced)

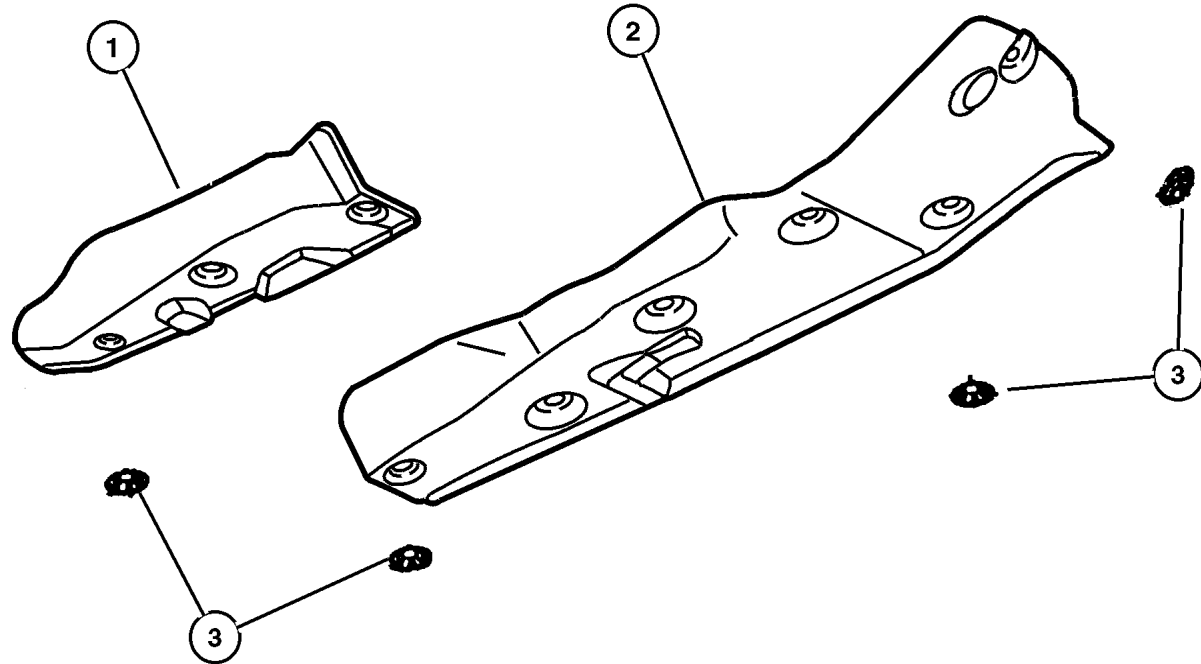
JEEP GRAND CHEROKEE (WJ)			
SERIES	LINE	BODY	TRANSMISSION
H = Laredo	J = 4WD	74 = 4 Door	DGK = 4 Speed Autm, 42RE
P = Limited	T = 2WD		DGQ = 5 Speed Automatic 5-45RFE
			DG0 = All Automatic Transm

AR = Use as required - = Non illustrated part # = New this model year

July 17, 2002

**Heat Shields, 4.0 (ERH), 4.7 (EVA)
Figure 011-210**

ITEM	PART NUMBER	QTY	LINE	SERIES	BODY	ENGINE	TRANS	DESCRIPTION
1	55135 709AC	1						SHIELD, Heat
2	55135 712AD	1						SHIELD, Heat
3								NUT, Heat Shield Attach, M5x1.60, (NOT SERVICED) (Not Serviced)



JEEP GRAND CHEROKEE (WJ)

SERIES	LINE	BODY	ENGINE	TRANSMISSION
H = Laredo	J = 4WD	74 = 4 Door	ER0, ERH = 4.0L, Power Tech	DGK = 4 Speed Autm, 42RE
P = Limited	T = 2WD		EV0, EVA = 4.7L, Power Tech	DGQ = 5 Speed Automatic 5-45RFE
				DG0 = All Automatic Transm

AR = Use as required - = Non illustrated part # = New this model year

July 17, 2002

Group – 013

Frames and Bumpers

GROUP 13 - Frames and Bumpers

Illustration Title

Group-Fig. No.

Front Bumper and Fascia

Bumper, Front Fig. 013-240

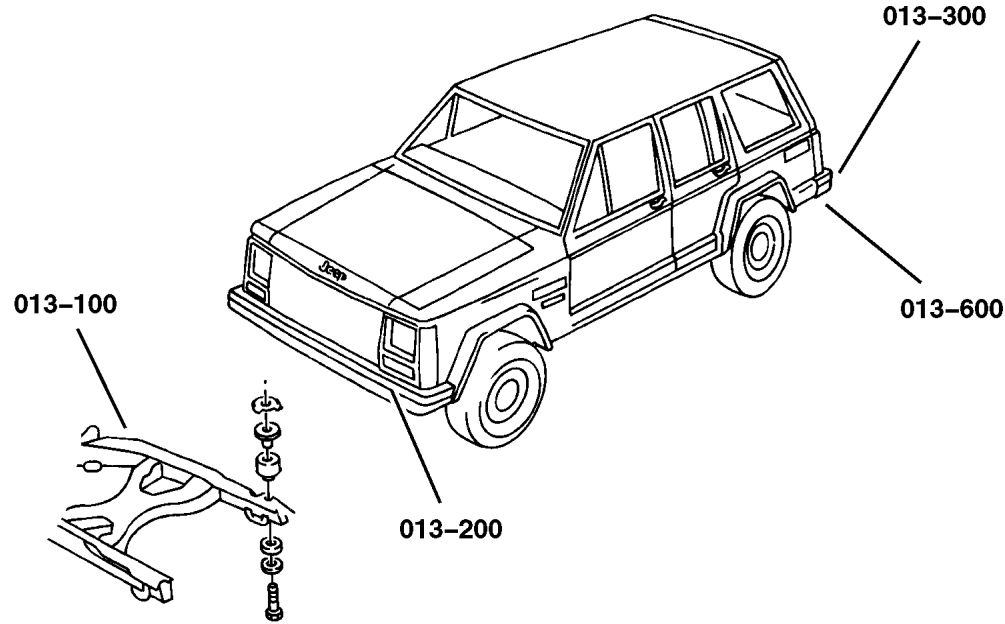
Rear Bumper and Fascia

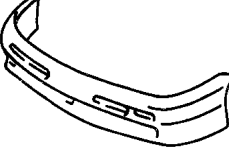


Bumper, Rear Fig. 013-340

Trailer Tow

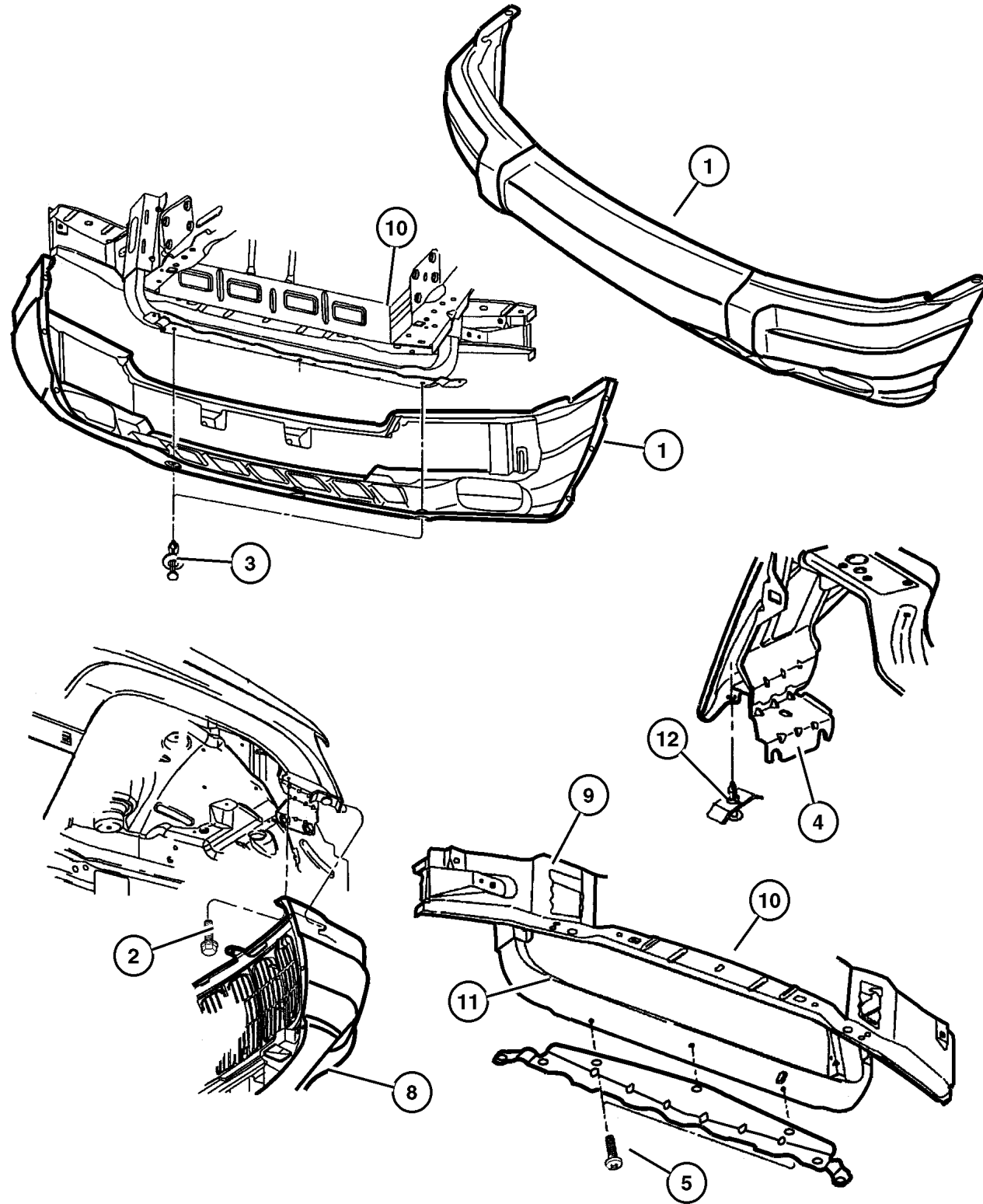
Tow Eye Fig. 013-610

Rear Hitch Fig. 013-620



<p>013-200 Front Bumper and Fascia</p> 	<p>013-300 Rear Bumper and Fascia</p> 	<p>013-600 Trailer Tow</p> 	
---	--	---	--

Bumper, Front Figure 013-240



ITEM	PART NUMBER	QTY	LINE	SERIES	BODY	ENGINE	TRANS	DESCRIPTION
Note: Sales Codes								
[ADX] = Special Appearance Package								
1	#5EU79 XS9AB	1		H				FASCIA, Front Without [ADX], without Fog Lamps [LNJ]
	#5FN29 XS9AB	1		H				[JR], [ADX] With Fog Lamps [LNJ]
		1		H				[R4], [ADX] With Fog Lamps [LNJ]
		1		H				[X8], [ADX] With Fog Lamps [LNJ]
	#5FN29 YBMAB	1		H				[BQ], [ADX] With Fog Lamps [LNJ]
		1		H				[BT], [ADX] With Fog Lamps [LNJ]
	#5FN29 YR8AB	1		H				[UL], [ADX] With Fog Lamps [LNJ]
	#5GL78 DX8AA	1		P				[X8]
	#5GL78 PR4AA	1		P				[R4]
	#5GL78 SW1AA	1		P				[W1]
	#5GL78 WBTA	1		P				[BT]
	#5FN29 XS9AB	1		H				Without [ADX], with Fog Lamps [LNJ]
	#5GL78 WTHAA	1		P				[TH]
	#5GL78 WULAA	1		P				[UL]
	#5GL78 XBQAA	1		P				[BQ]
	#5GL78 XGRAA	1		P				[GR]
	#5GL78 XS5AA	1		P				[S5]
	#5GL78 YUBAA	1		P				[UB]
	#5FN29 VF7AB	1		H				[DR], [ADX] With Fog Lamps [LNJ]
		1		H				[EL], [ADX] With Fog Lamps [LNJ]
		1		H				[S5], [ADX] With Fog Lamps [LNJ]
		1		H				[TH], [ADX] With Fog Lamps [LNJ]
		1		H				[UB], [ADX] With Fog Lamps [LNJ]
		1		H				[W1], [ADX] With Fog Lamps [LNJ]
	#5FN29 XS9AB	1		H				[GR], [ADX] With Fog Lamps [LNJ]
2	6505 813AA	2						SCREW, Hex Flange Head
3	5517 6248	3						PIN, Push
4	55296 138AA	1						BRACKET, Fascia
5	5517 6248	3						PIN, Push
-6								SCREW, (NOT SERVICED) (Not Serviced)
-7	6503 267	2						SCREW, Round Head, M6x1x25
8	55155 750AA	1						LICENSE PLATE KIT
9	5513 5880	1						CROSSMEMBER, Radiator, Front Lower Front
10	5513 6113	1						CROSSMEMBER, Radiator, Front Lower Rear
11	5513 5870	1						CROSSMEMBER, Radiator
12	6505 361AA	2						PIN, Push

JEEP GRAND CHEROKEE (WJ)

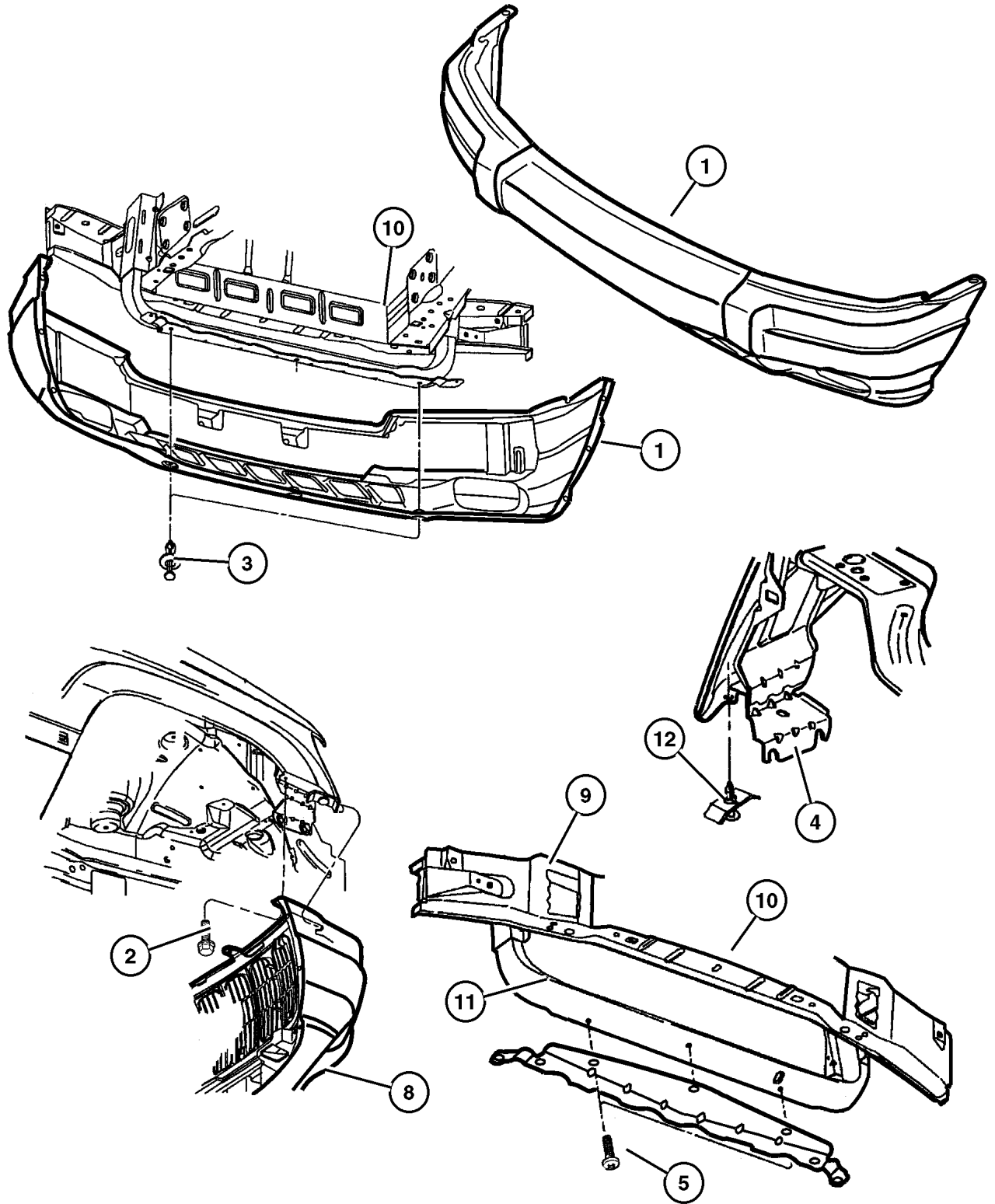
SERIES	LINE	BODY	ENGINE	TRANSMISSION
H = Laredo	J = 4WD	74 = 4 Door	ER0, ERH = 4.0L, Power Tech	DGK = 4 Speed Autm, 42RE
P = Limited	T = 2WD		EV0, EVA = 4.7L, Power Tech	DGQ = 5 Speed Automatic 5-45RFE DG0 = All Automatic Transm

AR = Use as required - = Non illustrated part # = New this model year

July 17, 2002

Bumper, Front Figure 013-240

ITEM	PART NUMBER	QTY	LINE	SERIES	BODY	ENGINE	TRANS	DESCRIPTION
-13	5515 5165	1		H				BUMPER, Fascia, Front, Laredo
-14	5515 5505	1		P				ABSORBER, Front Energy, Limited
-15	6505 667AA	4						PIN, Deflector
-16	5511 5928	1						DEFLECTOR, Radiator

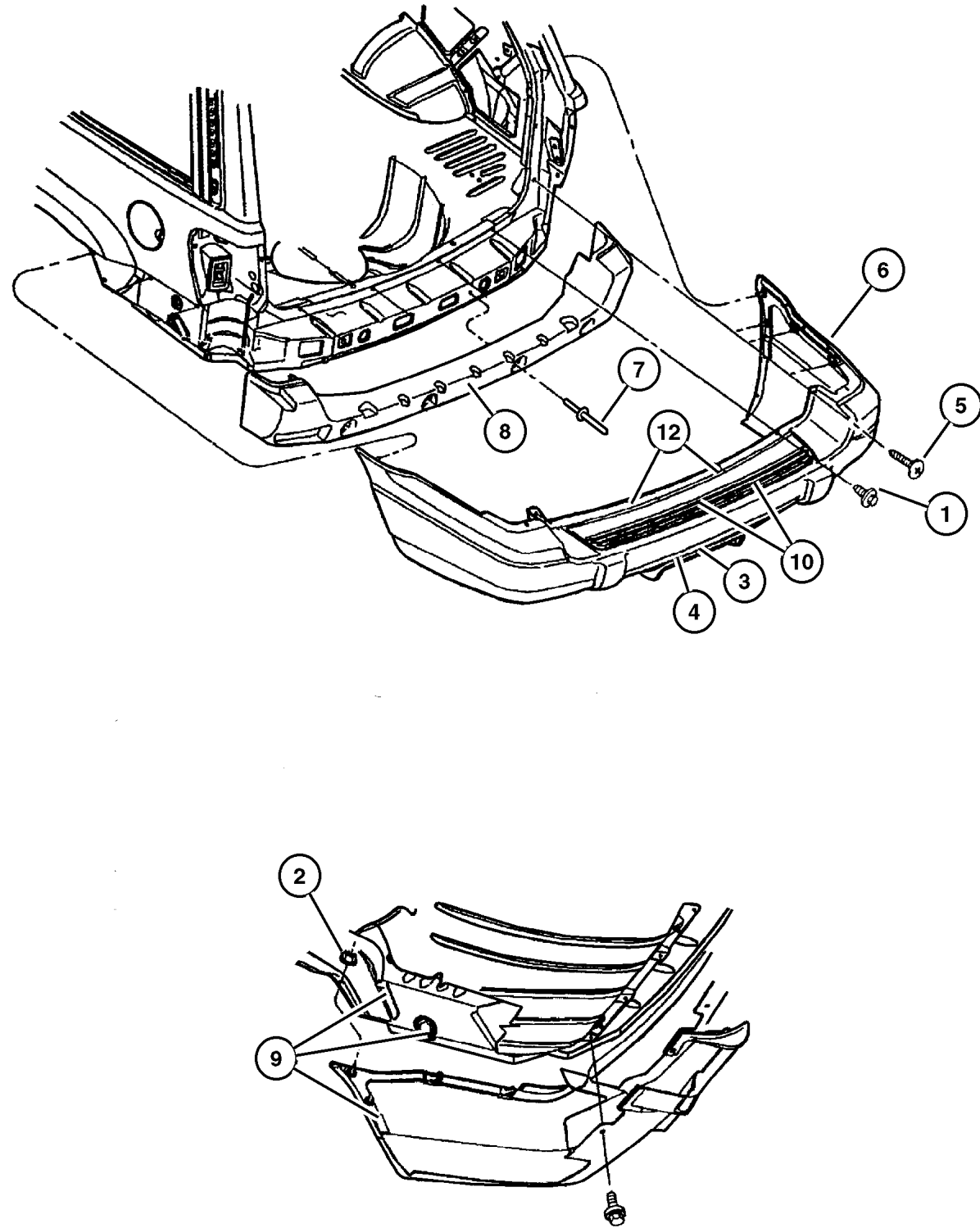


JEEP GRAND CHEROKEE (WJ)				
SERIES	LINE	BODY	ENGINE	TRANSMISSION
H = Laredo	J = 4WD	74 = 4 Door	ER0, ERH = 4.0L, Power Tech	DGK = 4 Speed Autm, 42RE
P = Limited	T = 2WD		EV0, EVA = 4.7L, Power Tech	DGQ = 5 Speed Automatic 5-45RFE DG0 = All Automatic Transm

AR = Use as required - = Non illustrated part # = New this model year

July 17, 2002

Bumper, Rear Figure 013-340



ITEM	PART NUMBER	QTY	LINE	SERIES	BODY	ENGINE	TRANS	DESCRIPTION
1	5517 6248	3						PIN, Push
2								NUT AND WASHER, Hex, M6x1.0, (NOT SERVICED) (Not Serviced)
3	3420 1631	6						RIVET, M6.25x28 Black
4	0154 228	5						SCREW, Tapping, .19-16x.625
5	6035 412	1						SCREW
6								FASCIA, Rear
	#5EU81 XS9AB	1		H				Without [ADX], Without Hitch Bezel
	#TK66 XS9AB	1		H				[JR], [ADX] With Hitch Bezel
		1		H				[R4], [ADX] With Hitch Bezel
		1		H				[X8], [ADX] With Hitch Bezel
	TK66 YBMAA	1		H				[BQ], [ADX] With Hitch Bezel
		1		H				[BT], [ADX] With Hitch Bezel
	TK66 YR8AA	1		H				[UL], [ADX] With Hitch Bezel
	#5EU81 VF7AB	1		H				[DR], [ADX] Without Hitch Bezel
		1		H				[EL], [ADX] Without Hitch Bezel
		1		H				[S5], [ADX] Without Hitch Bezel
		1		H				[TH], [ADX] Without Hitch Bezel
	TK66 XS9AA	1		H				Without [ADX], With Hitch Bezel
	#5EU81 VF7AB	1		H				[UB], [ADX] Without Hitch Bezel
		1		H				[W1], [ADX] Without Hitch Bezel
	#5EU81 XS9AB	1		H				[GR], [ADX] Without Hitch Bezel
		1		H				[JR], [ADX] Without Hitch Bezel
		1		H				[R4], [ADX] Without Hitch Bezel
		1		H				[X8], [ADX] Without Hitch Bezel
	#5EU81 YBMAB	1		H				[BQ], [ADX] Without Hitch Bezel
		1		H				[BT], [ADX] Without Hitch Bezel
	#5EU81 YR8AB	1		H				[UL], [ADX] Without Hitch Bezel
	5012 804AA	1		P				Without Hitch Bezel
	#TK66 VF7AB	1		H				[DR], [ADX] With Hitch Bezel
	5012 936AA	1		P				With Hitch Bezel
	#TK66 VF7AB	1		H				[EL], [ADX] With Hitch Bezel
		1		H				[S5], [ADX] With Hitch Bezel
		1		H				[TH], [ADX] With Hitch Bezel
		1		H				[UB], [ADX] With Hitch Bezel
		1		H				[W1], [ADX] With Hitch Bezel
	#TK66 XS9AB	1		H				[GR], [ADX] With Hitch Bezel
7								RIVET, (NOT SERVICED) (Not Serviced)
8								ABSORBER, Rear Energy
	5515 5166	1		H				Laredo
	5515 5506	1		P				Limited
9								RETAINER PACKAGE, Fascia
	5015 522AB	1		H				Laredo, Right

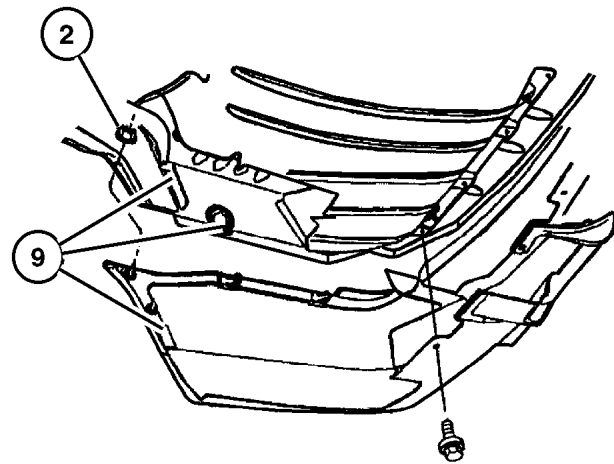
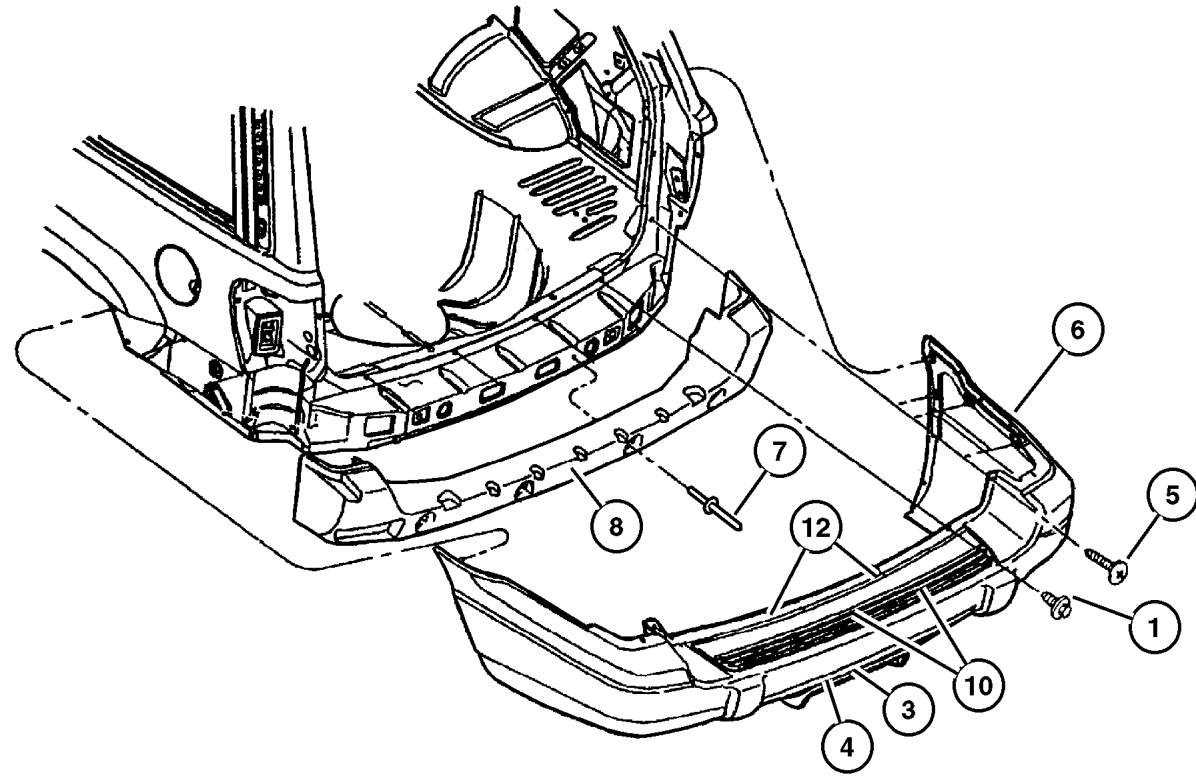
JEEP GRAND CHEROKEE (WJ)

SERIES	LINE	BODY	ENGINE	TRANSMISSION
H = Laredo	J = 4WD	74 = 4 Door	ER0, ERH = 4.0L, Power Tech	DGK = 4 Speed Autm, 42RE
P = Limited	T = 2WD		EV0, EVA = 4.7L, Power Tech	DGQ = 5 Speed Automatic
				5-45RFE
				DG0 = All Automatic Transm

AR = Use as required - = Non illustrated part # = New this model year

July 17, 2002

Bumper, Rear Figure 013-340



ITEM	PART NUMBER	QTY	LINE	SERIES	BODY	ENGINE	TRANS	DESCRIPTION
		1		P				Limited, Right
	5015 523AB	1		H				Laredo, Left
		1		P				Limited, Left
10	5015 524AA	1		H				STEP PAD PACKAGE, Rear Fascia Laredo
		1		P				Limited
-11	5013 799AA	4		H				NUT, PACKAGE Laredo
		4		P				Limited
12	6503 106	8						RETAINER, Push In Type M6.3 Hole

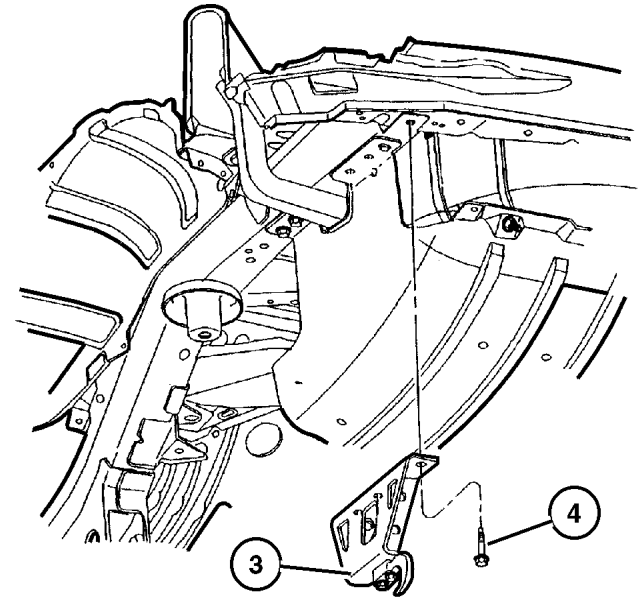
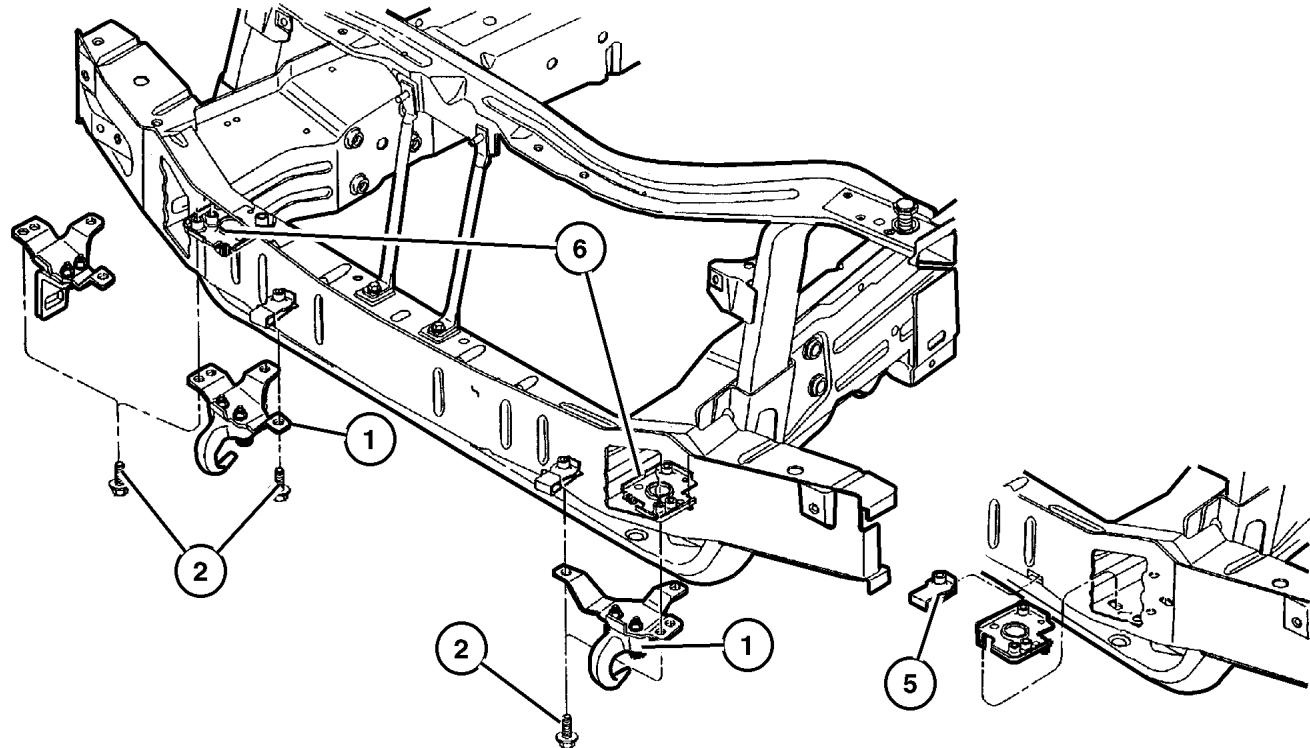
JEEP GRAND CHEROKEE (WJ)

SERIES	LINE	BODY	ENGINE	TRANSMISSION
H = Laredo	J = 4WD	74 = 4 Door	ER0, ERH = 4.0L, Power Tech	DGK = 4 Speed Autm, 42RE
P = Limited	T = 2WD		EV0, EVA = 4.7L, Power Tech	DGQ = 5 Speed Automatic 5-45RFE
				DG0 = All Automatic Transm

AR = Use as required - = Non illustrated part # = New this model year

July 17, 2002

**Tow Eye
Figure 013-610**



ITEM	PART NUMBER	QTY	LINE	SERIES	BODY	ENGINE	TRANS	DESCRIPTION
1								HOOK, Tow
	5205 9012	1						Painted, Right Front
	5205 9013	1						Painted, Left Front
	#52059 415AA	1						Chrome, Right Front
	#52059 416AA	1						Chrome, Left Front
	52059 014AB	1						Hold Down
2	6101 102	7						BOLT, Hex Head, M12x1.75x45
3								HOOK, Tow
	5205 9012	1						Painted, Right Rear
	5205 9013	1						Painted, Left Rear
	#52059 415AA	1						Chrome, Right Rear
	#52059 416AA	1						Chrome, Left Rear
4								SCREW AND WASHER, M10x1.50x35, (NOT SERVICED) (Not Serviced)
5								NUT, (NOT SERVICED) (Not Serviced)
6								TAPPING PLATE, Tow Hook
	52059 156AA	1						Right
	52059 157AA	1						Left

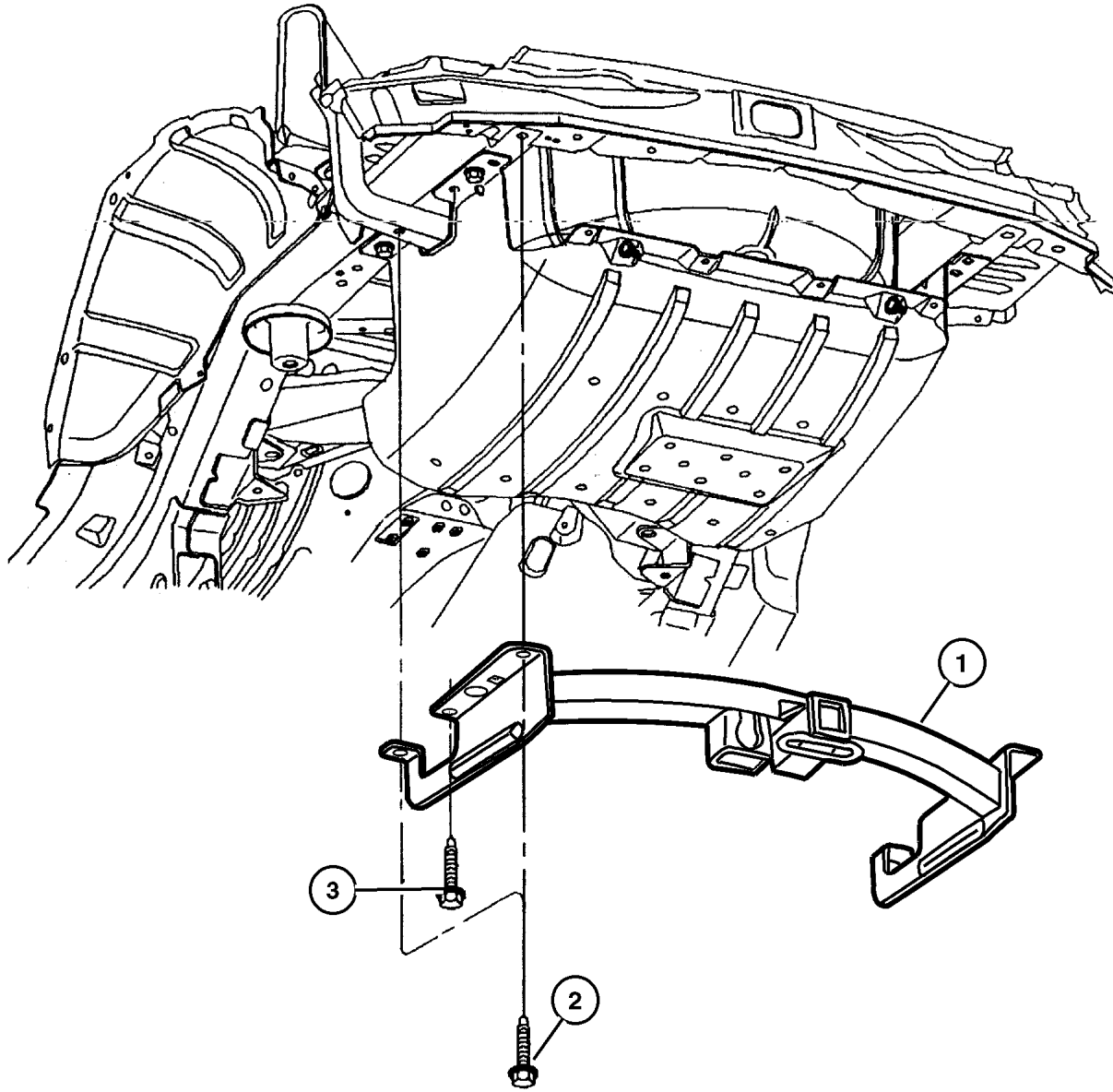
JEEP GRAND CHEROKEE (WJ)			
SERIES	LINE	BODY	TRANSMISSION
H = Laredo	J = 4WD	74 = 4 Door	DGK = 4 Speed Autm, 42RE
P = Limited	T = 2WD		DGQ = 5 Speed Automatic 5-45RFE
			DG0 = All Automatic Transm

AR = Use as required - = Non illustrated part # = New this model year

July 17, 2002

Rear Hitch
Figure 013-620

ITEM	PART NUMBER	QTY	LINE	SERIES	BODY	ENGINE	TRANS	DESCRIPTION
1	8220 6837	1	J, T	H, P	74			RECEIVER KIT, Trailer Tow
2	6101 102	2						BOLT, Hex Head, M12x1.75x45
3	6503 571	4						SCREW AND WASHER, M10x1.50x35
-4	52059 238AA	1						BRACE, Tow Hook



JEEP GRAND CHEROKEE (WJ)

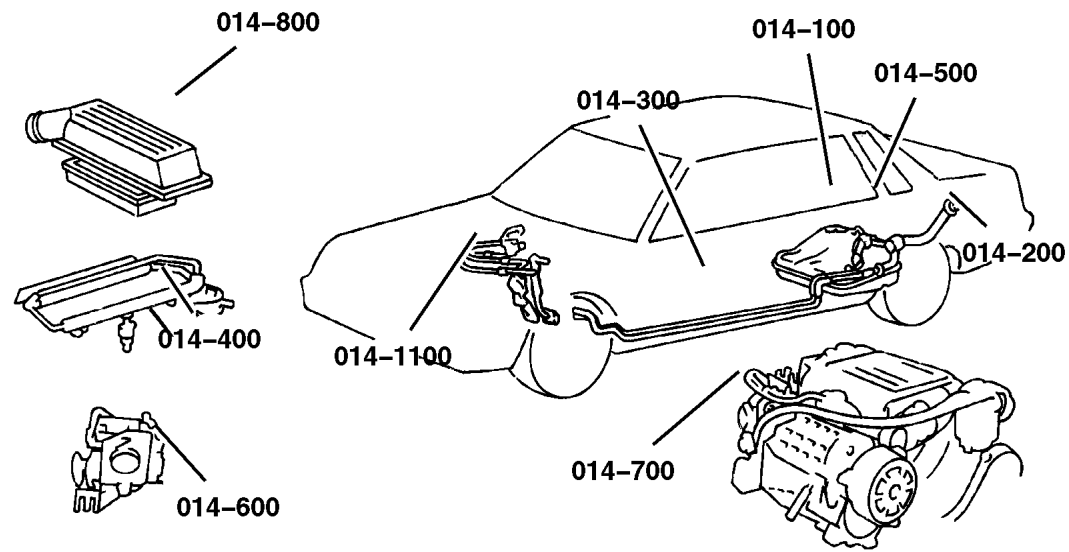
SERIES	LINE	BODY	ENGINE	TRANSMISSION
H = Laredo	J = 4WD	74 = 4 Door	ER0, ERH = 4.0L, Power Tech	DGK = 4 Speed Autm, 42RE
P = Limited	T = 2WD		EV0, EVA = 4.7L, Power Tech	DGQ = 5 Speed Automatic 5-45RFE
				DG0 = All Automatic Transm

AR = Use as required - = Non illustrated part # = New this model year

July 17, 2002

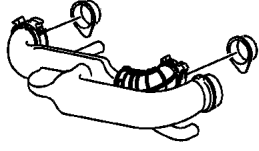
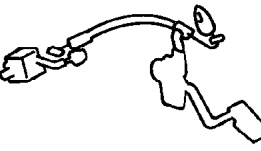

Group – 014

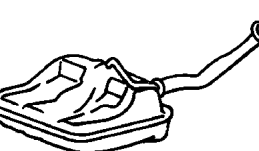
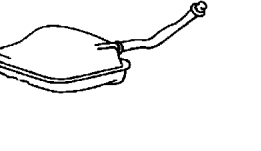


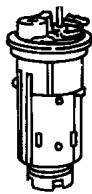

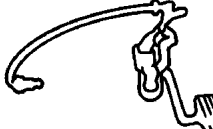
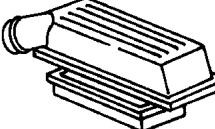
Fuel



Group – 014

Fuel

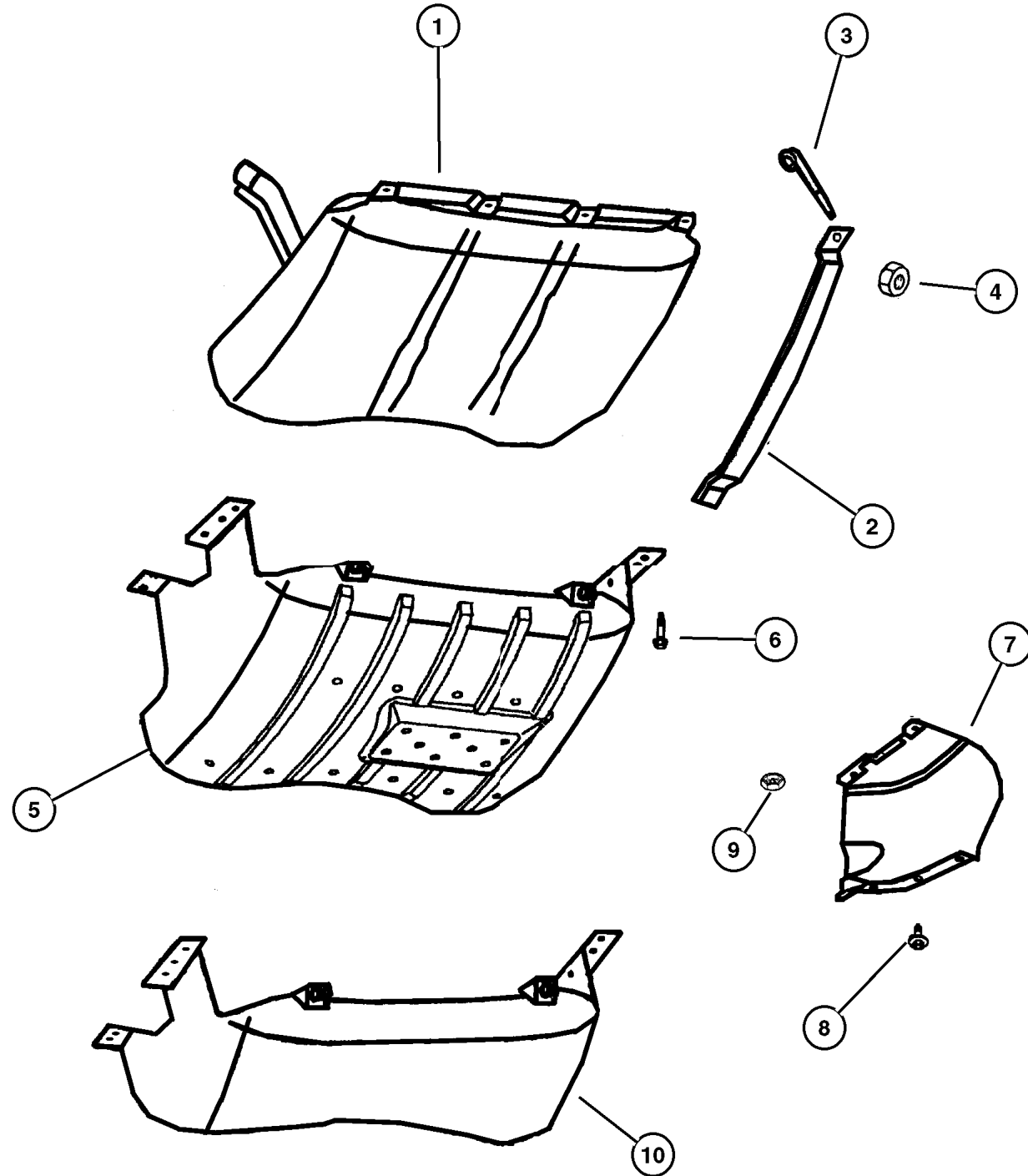
<p>014-900 Air Intake System</p> 	<p>014-1000 Speed Control</p> 	<p>014-1100 Accelerator Pedal</p> 	
---	--	--	--

<p>014-100 Tank, Fuel</p> 	<p>014-200 Fuel Tank Filler Tube</p> 	<p>014-300 Fuel Lines</p> 	<p>014-400 Fuel Rail</p> 
<p>014-500 Fuel Pump and Sending Unit</p> 	<p>014-600 Throttle Body</p> 	<p>014-700 Throttle Controls</p> 	<p>014-800 Air Cleaner</p> 

GROUP 14 - Fuel

Illustration Title	Group-Fig. No.
Tank, Fuel	
Fuel Tank, 4.0 (ERH), 4.7 (EVA)	Fig. 014-110
Fuel Tank Filler Tube	
Fuel Tank Filler Tube, 4.0 (ERH), 4.7 (EVA)	Fig. 014-210
Fuel Lines	
Fuel Lines, Front, 4.0 (ERH)	Fig. 014-310
Fuel Lines, Rear, 4.0 (ERH)	Fig. 014-320
Fuel Lines, Front, 4.7 (EVA)	Fig. 014-330
Fuel Lines, Rear, 4.7 (EVA)	Fig. 014-340
Fuel Rail	
Fuel Rail, 4.0 (ERH), 4.7 (EVA)	Fig. 014-410
Fuel Pump and Sending Unit	
Fuel Pump and Sending Unit, 4.0 (ERH), 4.7 (EVA)	Fig. 014-510
Throttle Body	
Throttle Body, 4.0 (ERH), 4.7 (EVA)	Fig. 014-610
Throttle Controls	
Throttle Controls, 4.0 (ERH)	Fig. 014-710
Throttle Controls, 4.7 (EVA)	Fig. 014-720
Air Cleaner	
Air Cleaner, 4.0 (ERH)	Fig. 014-810
Air Cleaner, 4.7 (EVA)	Fig. 014-820
Air Intake System	
Air Intake System	Fig. 014-910
Speed Control	
Speed Control, 4.0 (ERH), 4.7 (EVA)	Fig. 014-1010
Accelerator Pedal	
Accelerator Pedal, 4.0 (ERH), 4.7 (EVA)	Fig. 014-1110

Fuel Tank, 4.0 (ERH), 4.7 (EVA)
Figure 014-110



ITEM	PART NUMBER	QTY	LINE	SERIES	BODY	ENGINE	TRANS	DESCRIPTION
NOTE:								
ER0=All 4.0L Engines								
EVO=All 4.7L Engines								
1	5210 0074	1						TANK, Fuel
2								STRAP, Fuel Tank
	5210 0216	2						With Trailer Tow
	52080 142AA	2						Standard / Left Front
	52080 141AA	1						Without Trailer Tow
	52080 143AA	2						
3	6504 171	2						SCREW, Hex Flange Head, M8x1.25x32
4	6100 517	2						NUT, Hex Flange Lock, M8 Phosphate
5	52100 376AB	1						SKID PLATE, Fuel Tank
6	6101 102	7						BOLT, Hex Head, M12x1.75x45
7	55136 160AE	1						SHIELD, Fuel Tank
8	3420 1631	6						RIVET, M6.25x28 Black
9								NUT, Heat Shield Attach, (NOT SERVICED) (Not Serviced)
10								GUARD, Brush, Fuel Tank, Serviced in Item#5, (NOT SERVICED) (Not Serviced)

JEEP GRAND CHEROKEE (WJ)

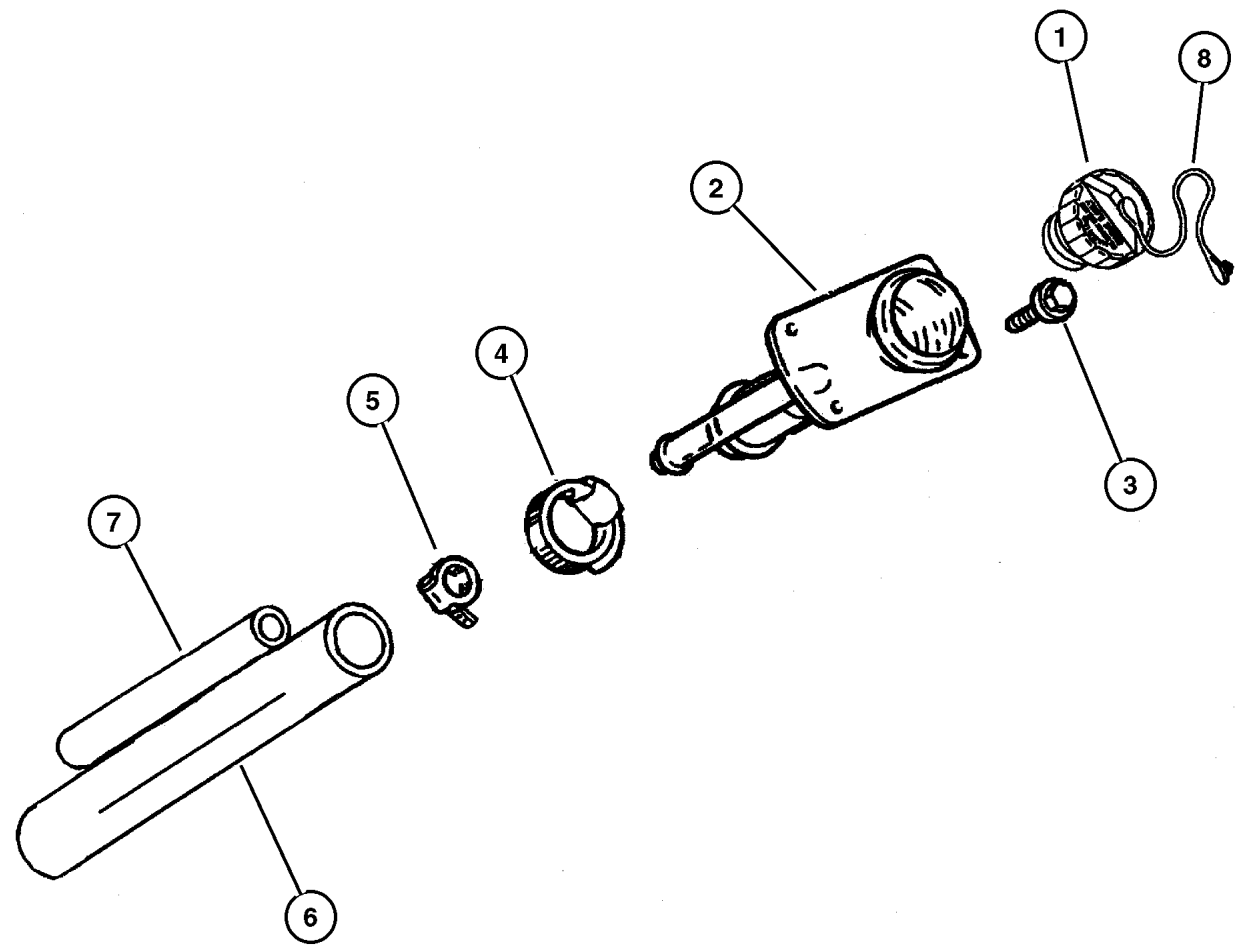
SERIES	LINE	BODY	ENGINE	TRANSMISSION
H = Laredo	J = 4WD	74 = 4 Door	ER0, ERH = 4.0L, Power Tech	DGK = 4 Speed Autm, 42RE
P = Limited	T = 2WD		EVO, EVA = 4.7L, Power Tech	DGQ = 5 Speed Automatic 5-45RFE
				DG0 = All Automatic Transm

AR = Use as required - = Non illustrated part # = New this model year

July 17, 2002

**Fuel Tank Filler Tube, 4.0 (ERH), 4.7 (EVA)
Figure 014-210**

ITEM	PART NUMBER	QTY	LINE	SERIES	BODY	ENGINE	TRANS	DESCRIPTION
NOTE:								
ER0=All 4.0L Engines								
EVO=All 4.7L Engines								
1	52102 464AA	1						CAP, Fuel Filler
2	52100 064AD	1				ER0, EVO		TUBE, Fuel Filler
3	0154 236	3						SCREW, Stake, .19-24
4	6505 322AA	1						CLAMP, Hose
5								CLAMP, Hose, (NOT SERVICED) (Not Serviced)
6	52100 072AC	1						HOSE, Fuel Filler
7	52100 073AC	1						HOSE, Fuel Tank Vent
8	4682 676	1						TETHER, Fuel Filler Cap



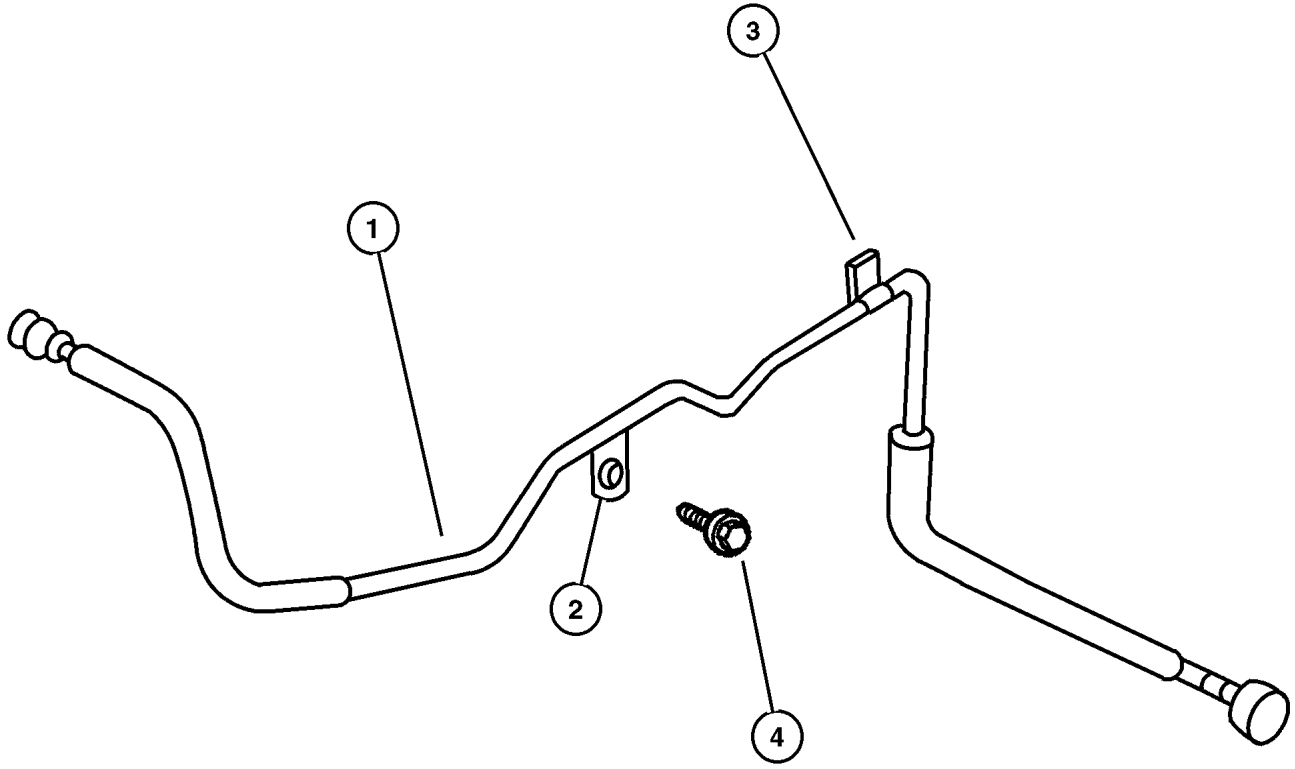
JEEP GRAND CHEROKEE (WJ)			
SERIES	LINE	BODY	TRANSMISSION
H = Laredo	J = 4WD	74 = 4 Door	DGK = 4 Speed Autm, 42RE
P = Limited	T = 2WD		DGQ = 5 Speed Automatic 5-45RFE
			DG0 = All Automatic Transm

AR = Use as required - = Non illustrated part # = New this model year

July 17, 2002

Fuel Lines, Front, 4.0 (ERH)
Figure 014-310

ITEM	PART NUMBER	QTY	LINE	SERIES	BODY	ENGINE	TRANS	DESCRIPTION
NOTE: ER0=All 4.0L Engines								
1	52100 041AF	1				ER0		BUNDLE, Fuel Line
2	52100 415AB	1				ER0		BRACKET, Fuel Line
3	52100 482AA	1				ER0		BRACKET, Fuel Line
4	6501 979	1						SCREW AND WASHER, Hex Head, M6x1x17



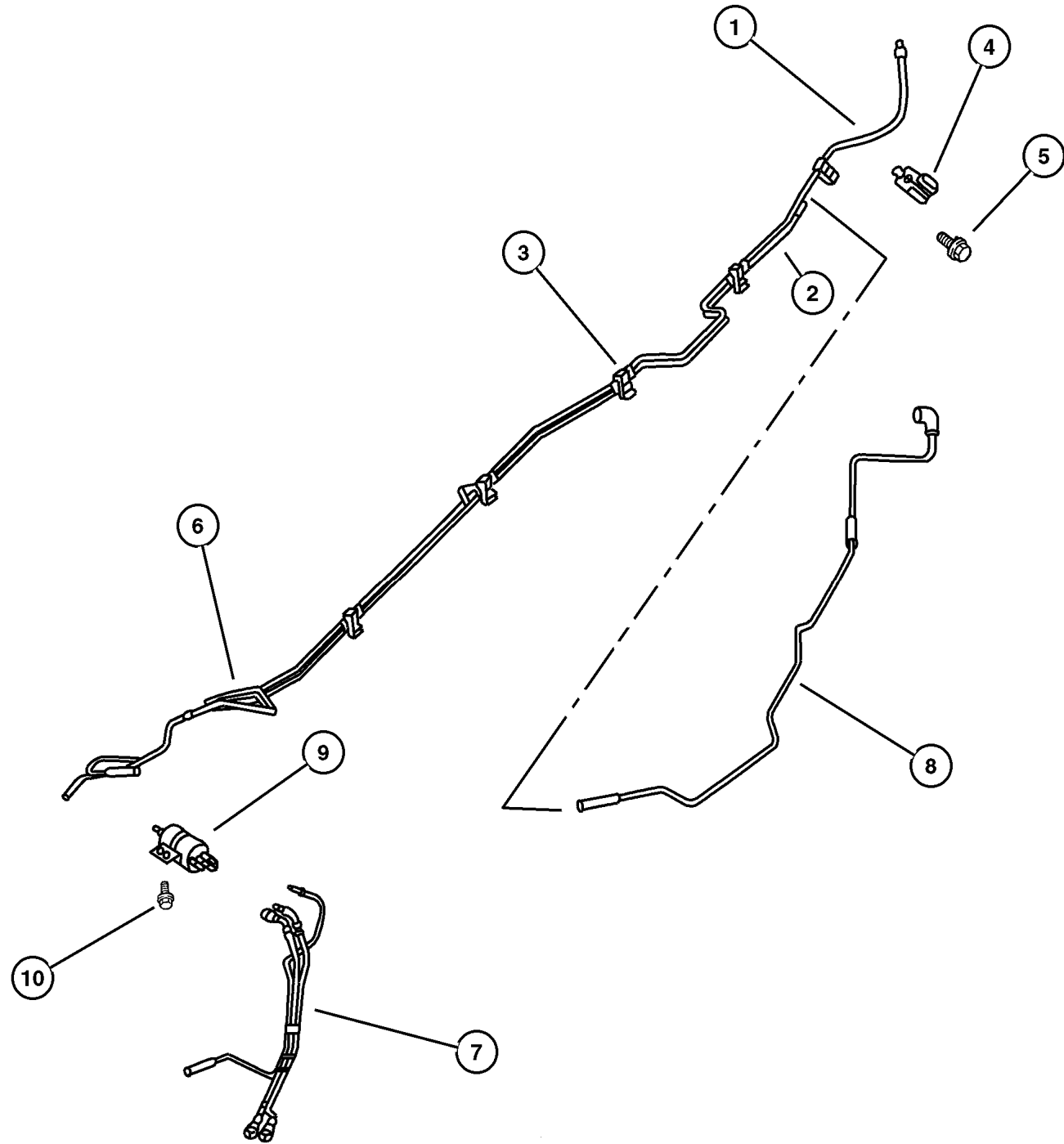
JEEP GRAND CHEROKEE (WJ)

SERIES	LINE	BODY	ENGINE	TRANSMISSION
H = Laredo	J = 4WD	74 = 4 Door	ER0, ERH = 4.0L, Power Tech	DGK = 4 Speed Autm, 42RE
P = Limited	T = 2WD		EV0, EVA = 4.7L, Power Tech	DGQ = 5 Speed Automatic 5-45RFE
				DG0 = All Automatic Transm

AR = Use as required - = Non illustrated part # = New this model year

July 17, 2002

Fuel Lines, Rear, 4.0 (ERH)
Figure 014-320



ITEM	PART NUMBER	QTY	LINE	SERIES	BODY	ENGINE	TRANS	DESCRIPTION
NOTE:								
ER0=All 4.0L Engines								
EVO= All 4.7L Engines								
1	52100 249AD	1				ER0, EVO		TUBE, Fuel Supply
2	52100 253AD	1				ER0, EVO		TUBE, Fuel Vapor
3	4695 819	6				ER0, EVO		CLIP, Fuel Bundle
4	3420 2997	1				ER0, EVO		CLIP, Wrap Around Sealing
5	6102 132AA	1						SCREW, Hex Head, M6x1x20
6	0120 526	1				ER0, EVO		CLIP, Fuel
7	#52100 196AE	1						TUBE, Fuel
8	52100 049AB	1				ER0, EVO		TUBE, Fuel Vapor
9	52100 283AC	1				ER0, EVO		FILTER AND REGULATOR, Fuel
10	6102 132AA	2				ER0, EVO		SCREW, Hex Head, M6x1x20

JEEP GRAND CHEROKEE (WJ)

SERIES	LINE	BODY	ENGINE	TRANSMISSION
H = Laredo	J = 4WD	74 = 4 Door	ER0, ERH = 4.0L, Power Tech	DGK = 4 Speed Autm, 42RE
P = Limited	T = 2WD		EVO, EVA = 4.7L, Power Tech	DGQ = 5 Speed Automatic 5-45RFE
				DG0 = All Automatic Transm

AR = Use as required - = Non illustrated part # = New this model year

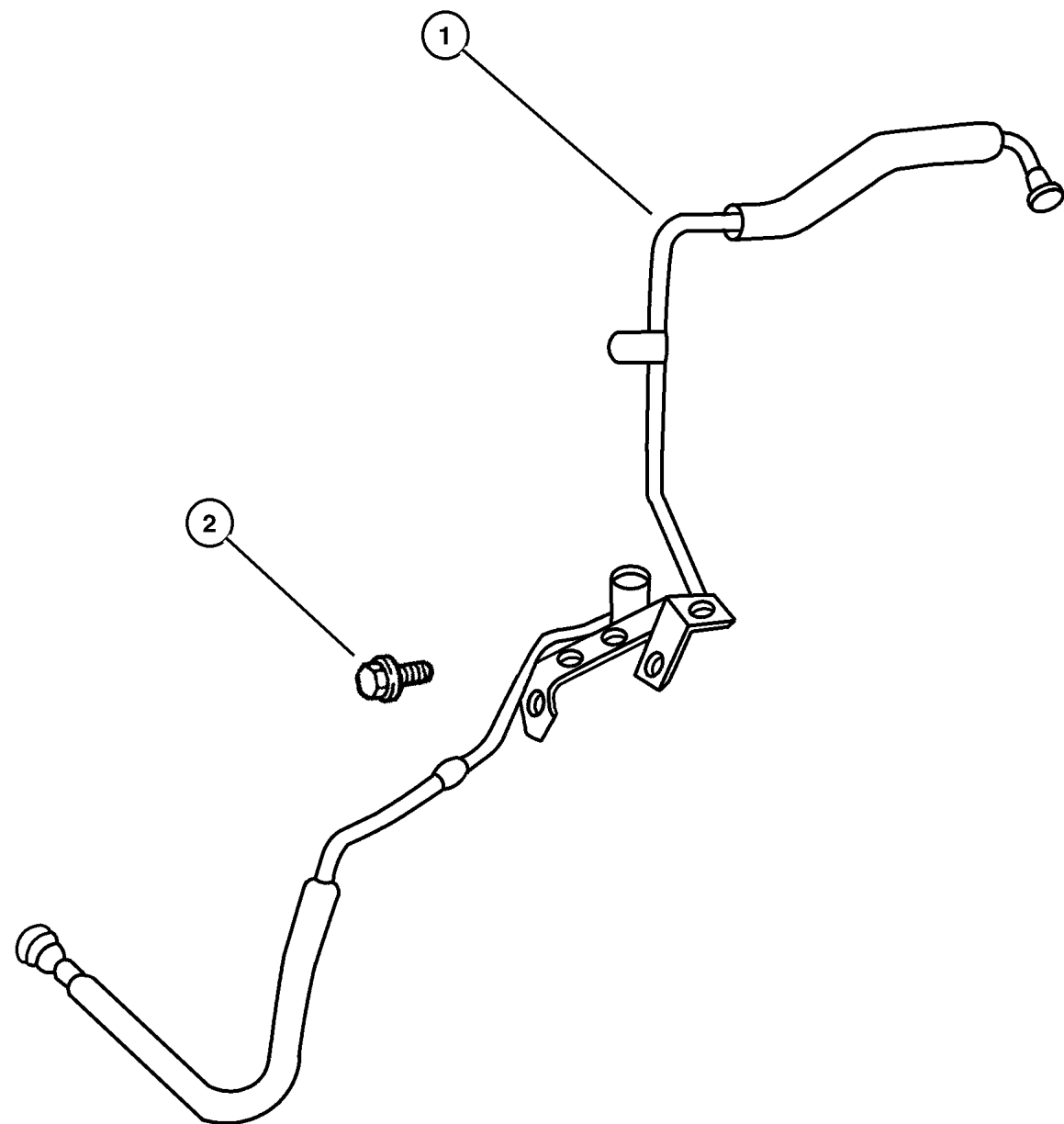
July 17, 2002

Fuel Lines, Front, 4.7 (EVA)
Figure 014-330

ITEM	PART NUMBER	QTY	LINE	SERIES	BODY	ENGINE	TRANS	DESCRIPTION
------	-------------	-----	------	--------	------	--------	-------	-------------

NOTE: EV0=All 4.7L Engines

1	52100 043AD	1				EVO		BUNDLE, Fuel Line
2								SCREW, (NOT SERVICED) (Not Serviced)



JEEP GRAND CHEROKEE (WJ)

SERIES	LINE	BODY	ENGINE	TRANSMISSION
H = Laredo	J = 4WD	74 = 4 Door	ER0, ERH = 4.0L, Power Tech	DGK = 4 Speed Autm, 42RE
P = Limited	T = 2WD		EV0, EVA = 4.7L, Power Tech	DGQ = 5 Speed Automatic 5-45RFE
				DG0 = All Automatic Transm

AR = Use as required - = Non illustrated part # = New this model year

July 17, 2002

Fuel Lines, Rear, 4.7 (EVA)
Figure 014-340

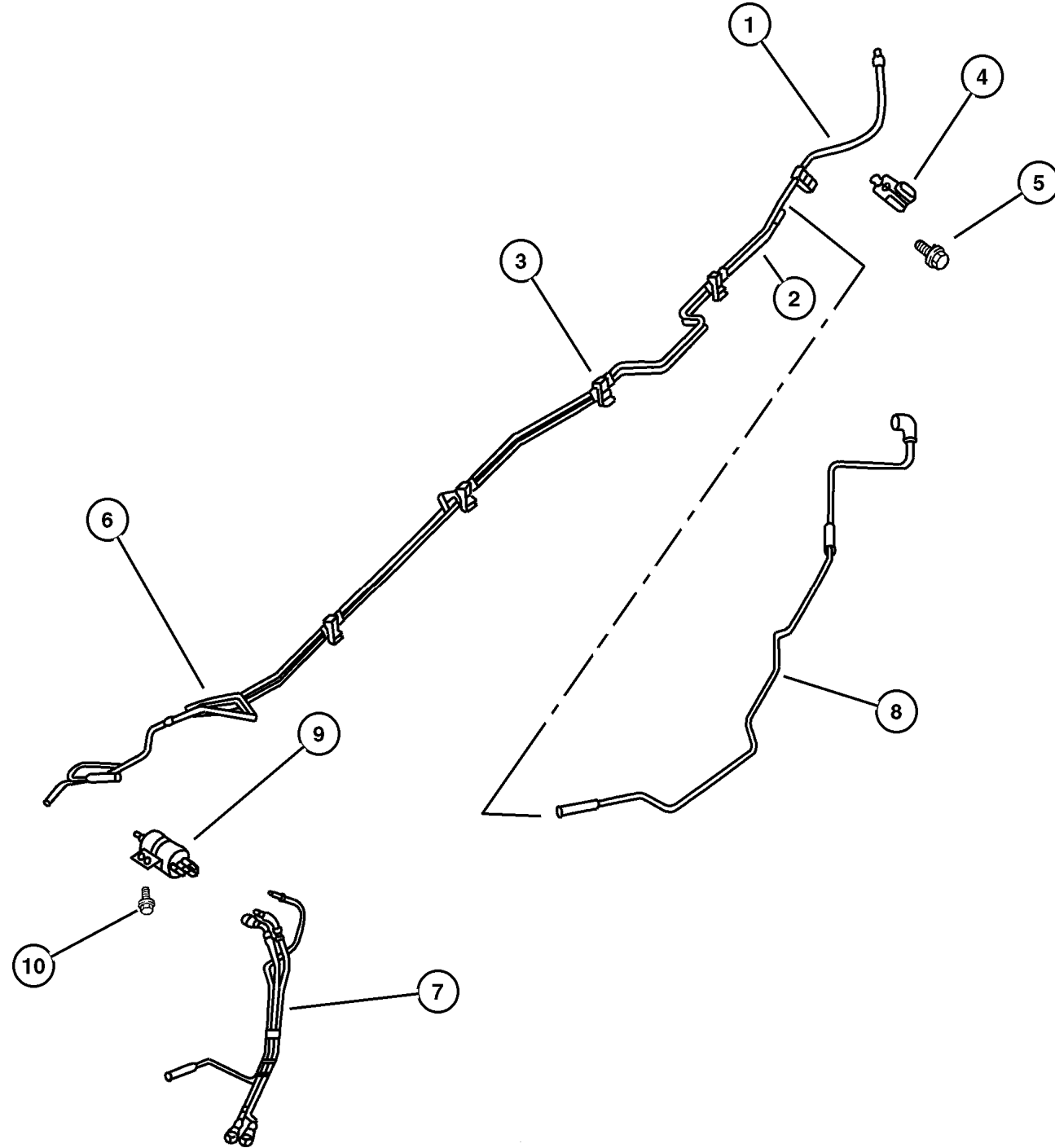
ITEM	PART NUMBER	QTY	LINE	SERIES	BODY	ENGINE	TRANS	DESCRIPTION
------	-------------	-----	------	--------	------	--------	-------	-------------

NOTE:

ER0=All 4.0L Engines

EVO= All 4.7L Engines

1	52100 249AD	1				ER0, EVO		TUBE, Fuel Supply
2	52100 253AD	1				ER0, EVO		TUBE, Fuel Vapor
3	4695 819	6				ER0, EVO		CLIP, Fuel Bundle
4	3420 2997	1				ER0, EVO		CLIP, Wrap Around Sealing
5	6102 132AA	1						SCREW, Hex Head, M6x1x20
6	0120 526	1				ER0, EVO		CLIP, Fuel
7	#52100 196AE	1						TUBE, Fuel
8	52100 049AB	1				ER0, EVO		TUBE, Fuel Vapor
9	52100 283AC	1				ER0, EVO		FILTER AND REGULATOR, Fuel
10	6102 132AA	2						SCREW, Hex Head, M6x1x20



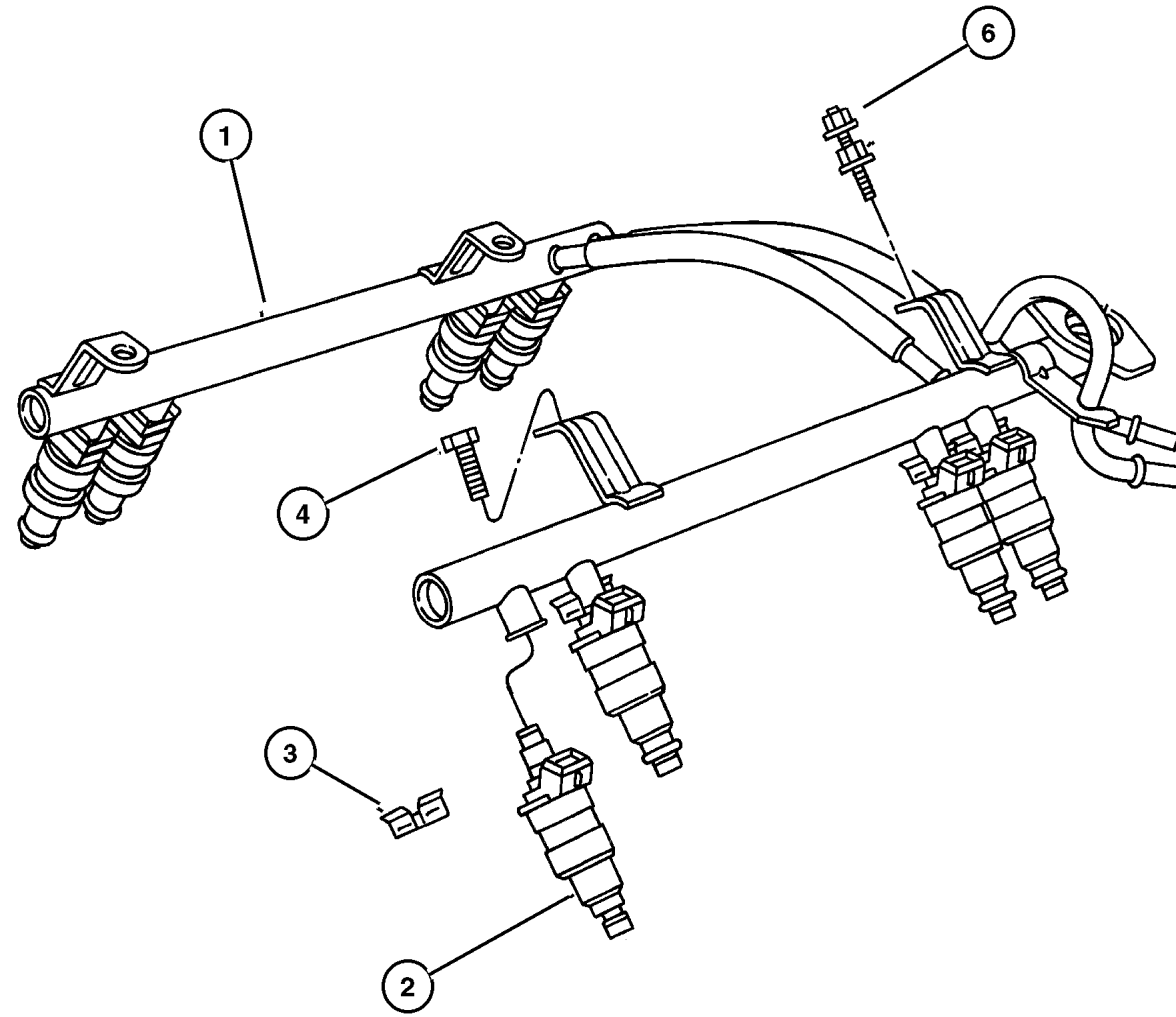
JEEP GRAND CHEROKEE (WJ)

SERIES	LINE	BODY	ENGINE	TRANSMISSION
H = Laredo	J = 4WD	74 = 4 Door	ER0, ERH = 4.0L, Power Tech	DGK = 4 Speed Autm, 42RE
P = Limited	T = 2WD		EVO, EVA = 4.7L, Power Tech	DGQ = 5 Speed Automatic 5-45RFE
				DG0 = All Automatic Transm

AR = Use as required - = Non illustrated part # = New this model year

July 17, 2002

Fuel Rail, 4.0 (ERH), 4.7 (EVA)
Figure 014-410



ITEM	PART NUMBER	QTY	LINE	SERIES	BODY	ENGINE	TRANS	DESCRIPTION
------	-------------	-----	------	--------	------	--------	-------	-------------

NOTE:

ER0=All 4.0L Engines

EVO=All 4.7L Engines

1	5014 496AA	1				ER0		RAIL, Fuel
	#53030 848AB	1				EVO		
2	4854 181	6				ER0		INJECTOR, Fuel
	#53032 145AA	8				EVO		
3	4418 257	6				ER0		CLIP, Fuel Injector
		8				EVO		
4	6501 979	2				ER0		SCREW AND WASHER, Hex Head, M6x1x17
-5	6505 504AA	4				EVO		SCREW
6	6502 647	2				ER0		STUD, M6x1.00x44
-7								CAP
	5018 781AA	1				ER0		Diagnostic Port
		1				EVO		Diagnostic Port

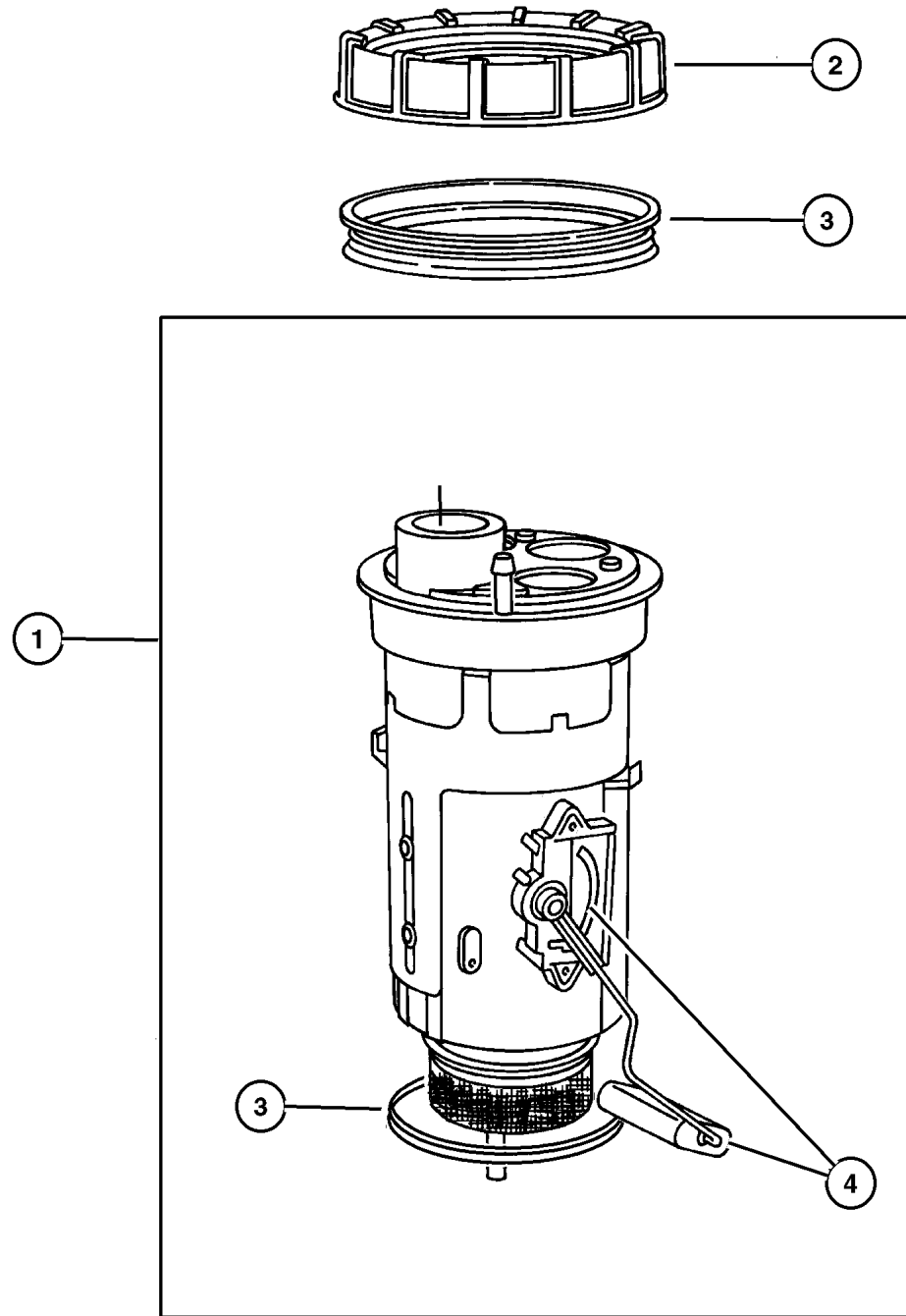
JEEP GRAND CHEROKEE (WJ)

SERIES	LINE	BODY	ENGINE	TRANSMISSION
H = Laredo	J = 4WD	74 = 4 Door	ER0, ERH = 4.0L, Power Tech	DGK = 4 Speed Autm, 42RE
P = Limited	T = 2WD		EVO, EVA = 4.7L, Power Tech	DGQ = 5 Speed Automatic 5-45RFE
				DG0 = All Automatic Transm

AR = Use as required - = Non illustrated part # = New this model year

July 17, 2002

Fuel Pump and Sending Unit, 4.0 (ERH), 4.7 (EVA)
Figure 014-510



ITEM	PART NUMBER	QTY	LINE	SERIES	BODY	ENGINE	TRANS	DESCRIPTION
------	-------------	-----	------	--------	------	--------	-------	-------------

NOTE:

ER0=All 4.0L Engines

EVO=4.7L Engines

1	#5018 056AB	1						MODULE PACKAGE, Fuel Pump/Level Unit
2	5200 5389	1						NUT, Fuel Pump Module
3	5201 8808	1						SEAL, Fuel Pump and Level Unit
4	#5018 057AA	1						LEVEL UNIT PACKAGE, Fuel

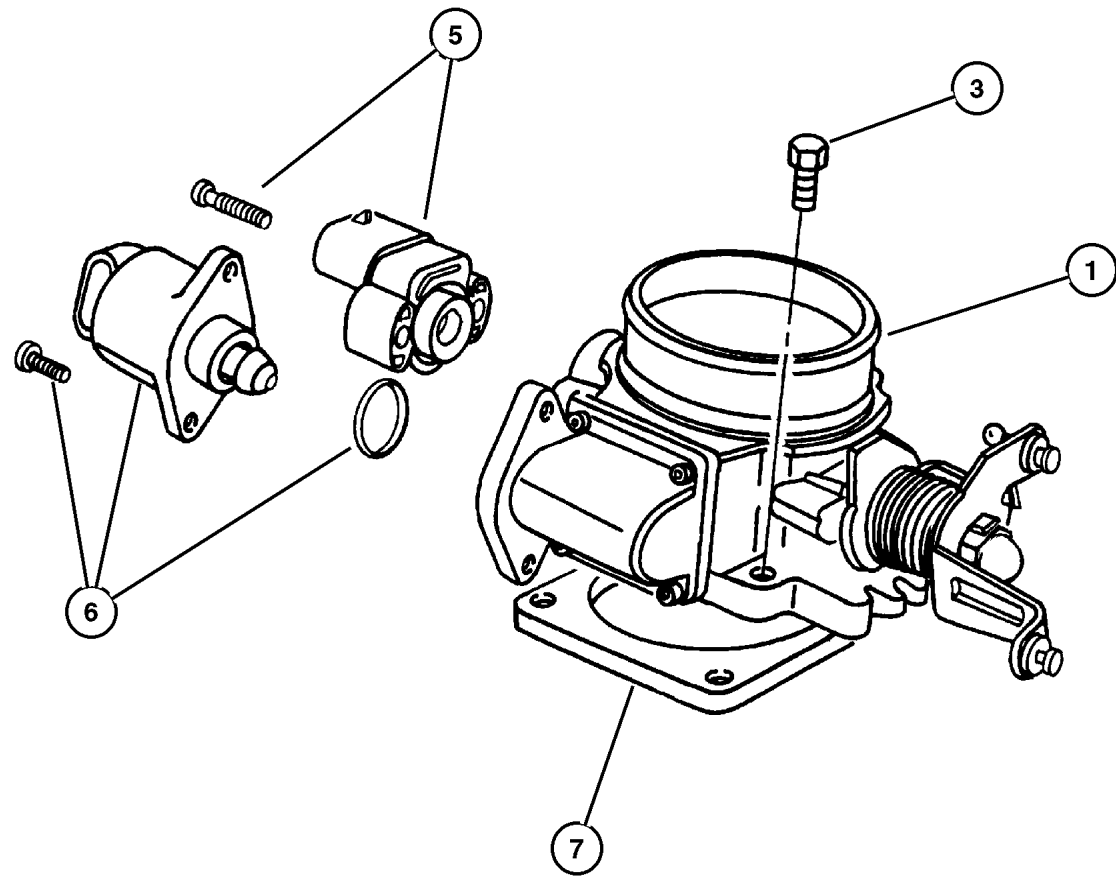
JEEP GRAND CHEROKEE (WJ)

SERIES	LINE	BODY	ENGINE	TRANSMISSION
H = Laredo	J = 4WD	74 = 4 Door	ER0, ERH = 4.0L, Power Tech	DGK = 4 Speed Autm, 42RE
P = Limited	T = 2WD		EVO, EVA = 4.7L, Power Tech	DGQ = 5 Speed Automatic 5-45RFE
				DG0 = All Automatic Transm

AR = Use as required - = Non illustrated part # = New this model year

July 17, 2002

**Throttle Body, 4.0 (ERH), 4.7 (EVA)
Figure 014-610**



ITEM	PART NUMBER	QTY	LINE	SERIES	BODY	ENGINE	TRANS	DESCRIPTION
NOTE: ER0=All 4.0L Engines EV0=All 4.7L Engines, EVA= 4.7L Engine								
1								THROTTLE BODY
	53032 023AC	1				ER0		
	#53013 163AA	1				EV0		
-2	8350 3642	1				EV0		O RING, Throttle Body
3	6503 929	4				ER0		SCREW AND WASHER, Coned Pilot, M6x1x30
-4								SCREW, M6x1x40, (NOT SERVICED) (Not Serviced)
5								SENSOR, Throttle Position
	4874 371AC	1				ER0		
	4882 219	1				EV0		
6								MOTOR, Air Idle Speed
	4874 373AB	1				ER0		
	5303 0840	1				EV0		
7	5300 7543	1				ER0		GASKET, Throttle Body
-8	5303 0952	1				EVA		GASKET, Throttle Body To Intake

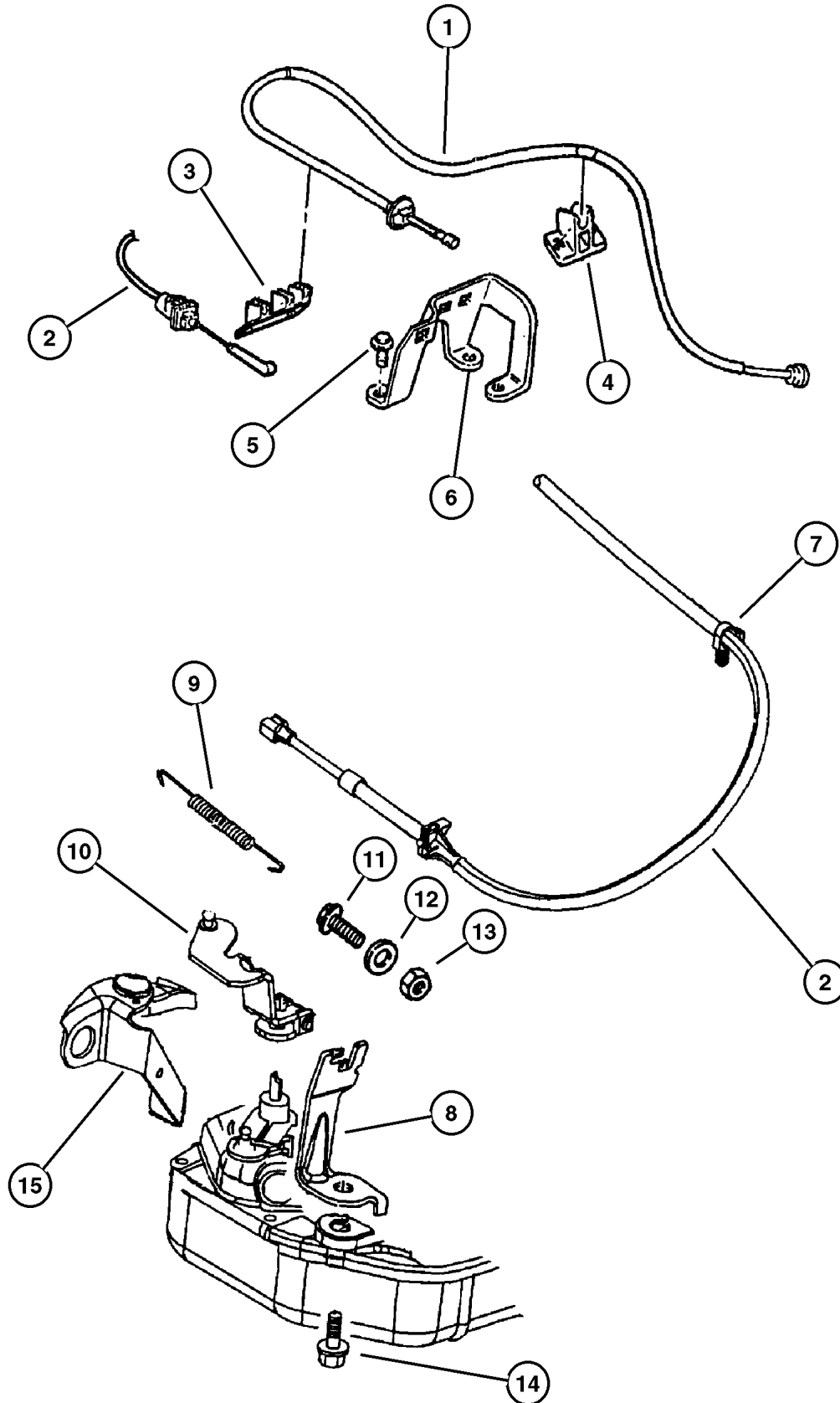
JEEP GRAND CHEROKEE (WJ)

SERIES	LINE	BODY	ENGINE	TRANSMISSION
H = Laredo	J = 4WD	74 = 4 Door	ER0, ERH = 4.0L, Power Tech	DGK = 4 Speed Autm, 42RE
P = Limited	T = 2WD		EV0, EVA = 4.7L, Power Tech	DGQ = 5 Speed Automatic 5-45RFE
				DG0 = All Automatic Transm

AR = Use as required - = Non illustrated part # = New this model year

July 17, 2002

Throttle Controls, 4.0 (ERH)
Figure 014-710



ITEM	PART NUMBER	QTY	LINE	SERIES	BODY	ENGINE	TRANS	DESCRIPTION
NOTE:								
ER0=All 4.0L Engines								
DGK=42 RE 4 Speed Transmission								
1	4854 150AB	1				ER0		CABLE, Accelerator
2	52104 284AA	1					DGK	CABLE, Throttle Valve
3	5207 9029	1				ER0		GUIDE, Accelerator Cable
4	5207 8987	1				ER0		GUIDE, Accelerator Cable
5	6501 979	2				ER0		SCREW AND WASHER, Hex Head, M6x1x17
6	53013 160AA	1				ER0		BRACKET, Accelerator Cable
7	J400 5701	1	J					CLIP
8	5207 8867	1				ER0		BRACKET, Cable
9	5300 9055	1					DGK	SPRING, Throttle Valve Return
10	52078 723AB	1				ER0		LEVER, Throttle Valve
11	0181 065	1				ER0		BOLT, Hex Head, .25-20x1.00
12	0138 165	1				ER0		WASHER, Lock
13	J012 0375	1				ER0		NUT, Hex, .250-20
14	0181 112	1					DGK	SCREW AND WASHER, .375-16x1.00
15	5210 4057	1					DGK	BRACKET, Shift Cable

JEEP GRAND CHEROKEE (WJ)

SERIES	LINE	BODY	ENGINE	TRANSMISSION
H = Laredo	J = 4WD	74 = 4 Door	ER0, ERH = 4.0L, Power Tech	DGK = 4 Speed Autm, 42RE
P = Limited	T = 2WD		EV0, EVA = 4.7L, Power Tech	DGQ = 5 Speed Automatic 5-45RFE
				DG0 = All Automatic Transm

AR = Use as required - = Non illustrated part # = New this model year

July 17, 2002

**Throttle Controls, 4.7 (EVA)
Figure 014-720**

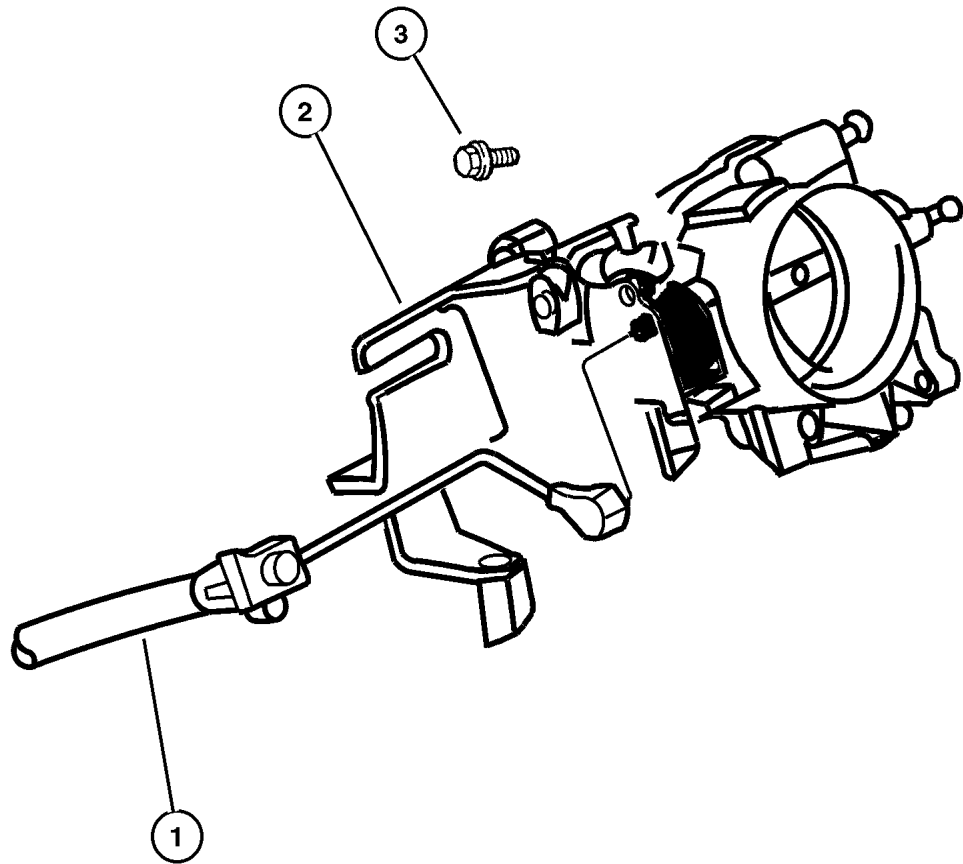
ITEM	PART NUMBER	QTY	LINE	SERIES	BODY	ENGINE	TRANS	DESCRIPTION
------	-------------	-----	------	--------	------	--------	-------	-------------

NOTE:

EVA=Next Generation 4.7L Magnum V8

EVO= All 4.7L Engines

1	4854 061AD	1				EVO		CABLE, Accelerator
2	53031 683AA	1				EVA		BRACKET, Accelerator Cable
3								SCREW, M6X1.00X16.00, (NOT SERVICED) (Not Serviced)



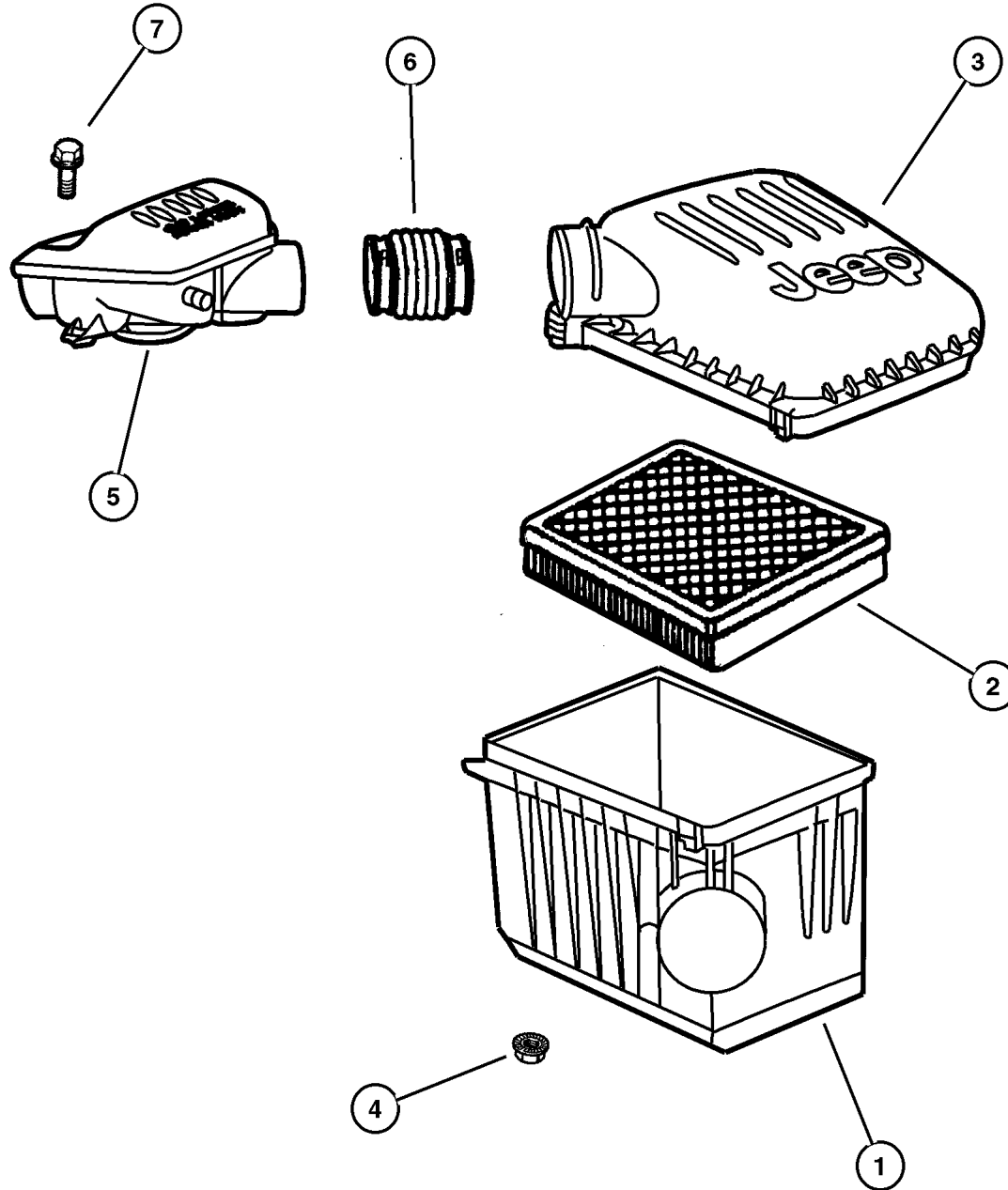
JEEP GRAND CHEROKEE (WJ)

SERIES	LINE	BODY	ENGINE	TRANSMISSION
H = Laredo	J = 4WD	74 = 4 Door	ER0, ERH = 4.0L, Power Tech	DGK = 4 Speed Autm, 42RE
P = Limited	T = 2WD		EVO, EVA = 4.7L, Power Tech	DGQ = 5 Speed Automatic 5-45RFE
				DG0 = All Automatic Transm

AR = Use as required - = Non illustrated part # = New this model year

July 17, 2002

**Air Cleaner, 4.0 (ERH)
Figure 014-810**



ITEM	PART NUMBER	QTY	LINE	SERIES	BODY	ENGINE	TRANS	DESCRIPTION
Note:								
ER0 = All 4.0L 6 Cyl Gas Engines								
EVO = All 4.7L Gas Engines								
1	5013 462AA	1				ER0		BODY, Air Cleaner
2	5300 7386	1				ER0		FILTER, Air
3	5013 461AA	1				ER0		COVER, Air Cleaner
4								NUT, M8x1.25, (NOT SERVICED) (Not Serviced)
5	4854 013	1				ER0		RESONATOR, Air Cleaner
6	4854 014	1				ER0		HOSE, Air Cleaner
7	6101 769	2				EVO		SCREW, Hex Head, M6x1x35

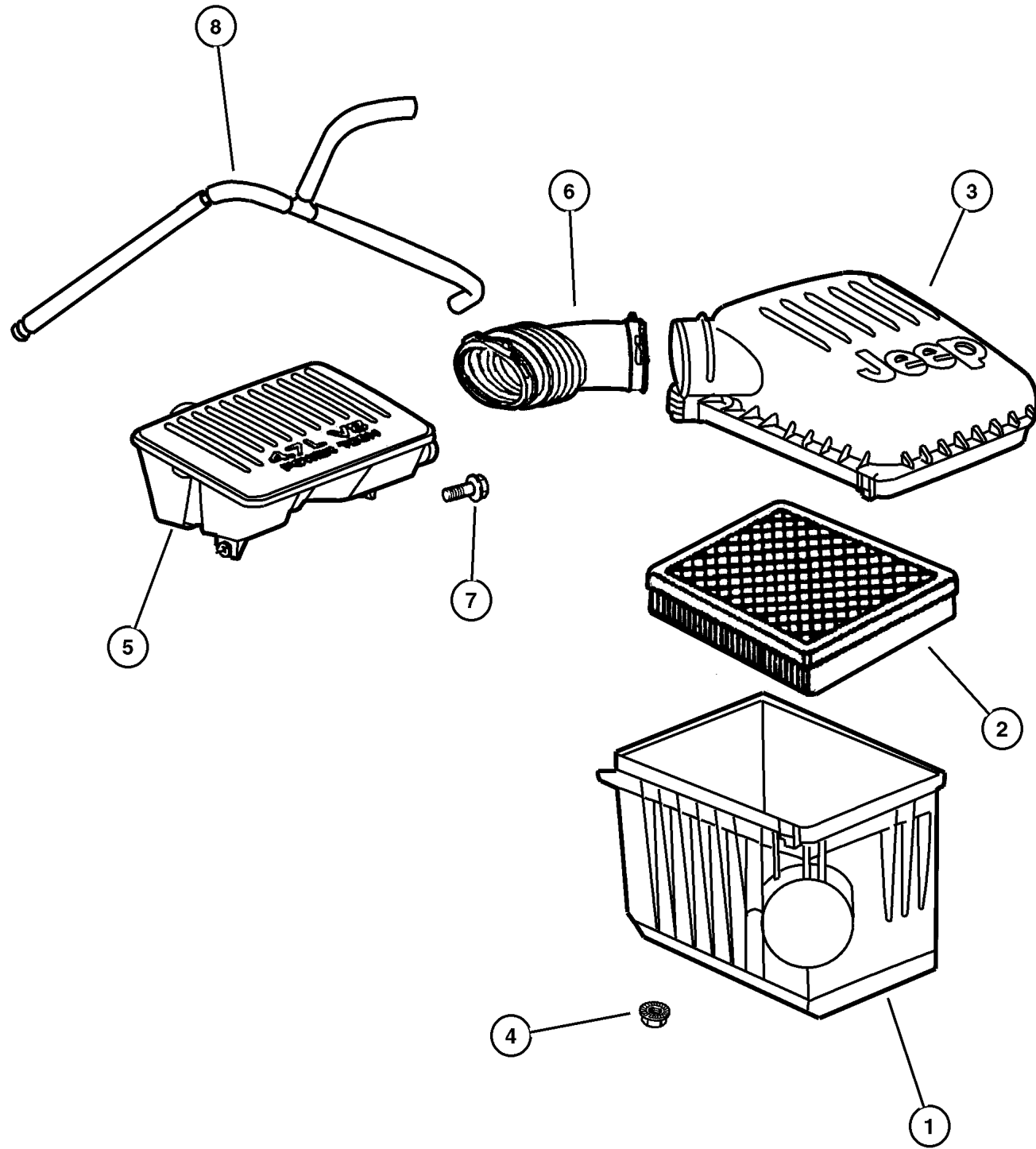
JEEP GRAND CHEROKEE (WJ)

SERIES	LINE	BODY	ENGINE	TRANSMISSION
H = Laredo	J = 4WD	74 = 4 Door	ER0, ERH = 4.0L, Power Tech	DGK = 4 Speed Autm, 42RE
P = Limited	T = 2WD		EVO, EVA = 4.7L, Power Tech	DGQ = 5 Speed Automatic 5-45RFE
				DG0 = All Automatic Transm

AR = Use as required - = Non illustrated part # = New this model year

July 17, 2002

**Air Cleaner, 4.7 (EVA)
Figure 014-820**



ITEM	PART NUMBER	QTY	LINE	SERIES	BODY	ENGINE	TRANS	DESCRIPTION
NOTE:								
EVA=Next Generation 4.7L Magnum V8								
EVO= All 4.7L Engines								
1	5013 462AA	1				EVA		BODY, Air Cleaner
2	5300 7386	1				EVA		FILTER, Air
3	5013 461AA	1				EVA		COVER, Air Cleaner
4								NUT, M8x1.25, (NOT SERVICED) (Not Serviced)
5	4854 011	1				EVA		RESONATOR, Air Cleaner
6	4854 012	1				EVA		DUCT, Air Cleaner
7	6101 769	2				EVO		SCREW, Hex Head, M6x1x35
8	53031 667AA	1				EVO		TUBE, Breather

JEEP GRAND CHEROKEE (WJ)

SERIES	LINE	BODY	ENGINE	TRANSMISSION
H = Laredo	J = 4WD	74 = 4 Door	ER0, ERH = 4.0L, Power Tech	DGK = 4 Speed Autm, 42RE
P = Limited	T = 2WD		EVO, EVA = 4.7L, Power Tech	DGQ = 5 Speed Automatic 5-45RFE
				DG0 = All Automatic Transm

AR = Use as required - = Non illustrated part # = New this model year

July 17, 2002

Air Intake System Figure 014-910

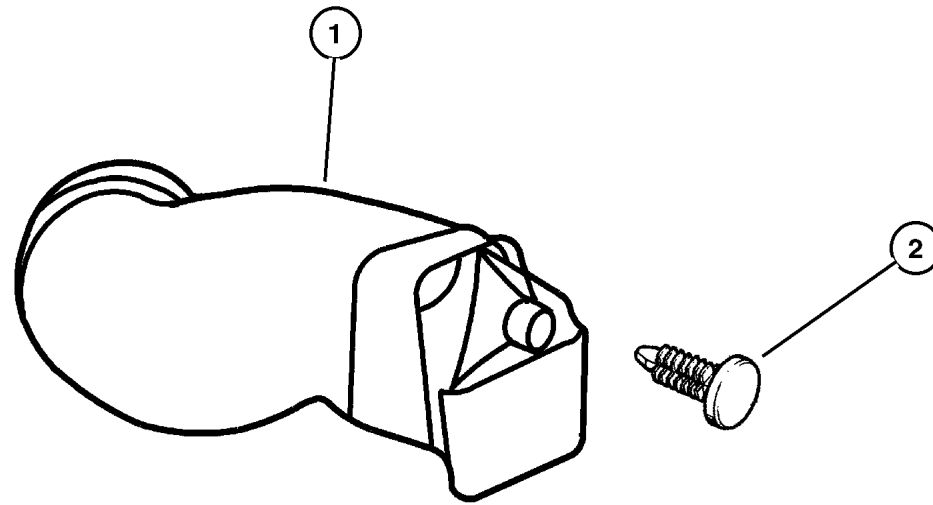
ITEM	PART NUMBER	QTY	LINE	SERIES	BODY	ENGINE	TRANS	DESCRIPTION
------	-------------	-----	------	--------	------	--------	-------	-------------

NOTE:

ER0=All 4.0L Engines

EVA= 4.7L Power Tech V-8 Engine

1	#53013 345AA	1				ER0, EVA		DUCT, Ambient Air
2								PIN, Retainer, (NOT SERVICED) (Not Serviced)



JEEP GRAND CHEROKEE (WJ)

SERIES	LINE	BODY	ENGINE	TRANSMISSION
H = Laredo	J = 4WD	74 = 4 Door	ER0, ERH = 4.0L, Power Tech	DGK = 4 Speed Autm, 42RE
P = Limited	T = 2WD		EV0, EVA = 4.7L, Power Tech	DGQ = 5 Speed Automatic 5-45RFE
				DG0 = All Automatic Transm

AR = Use as required - = Non illustrated part # = New this model year

July 17, 2002

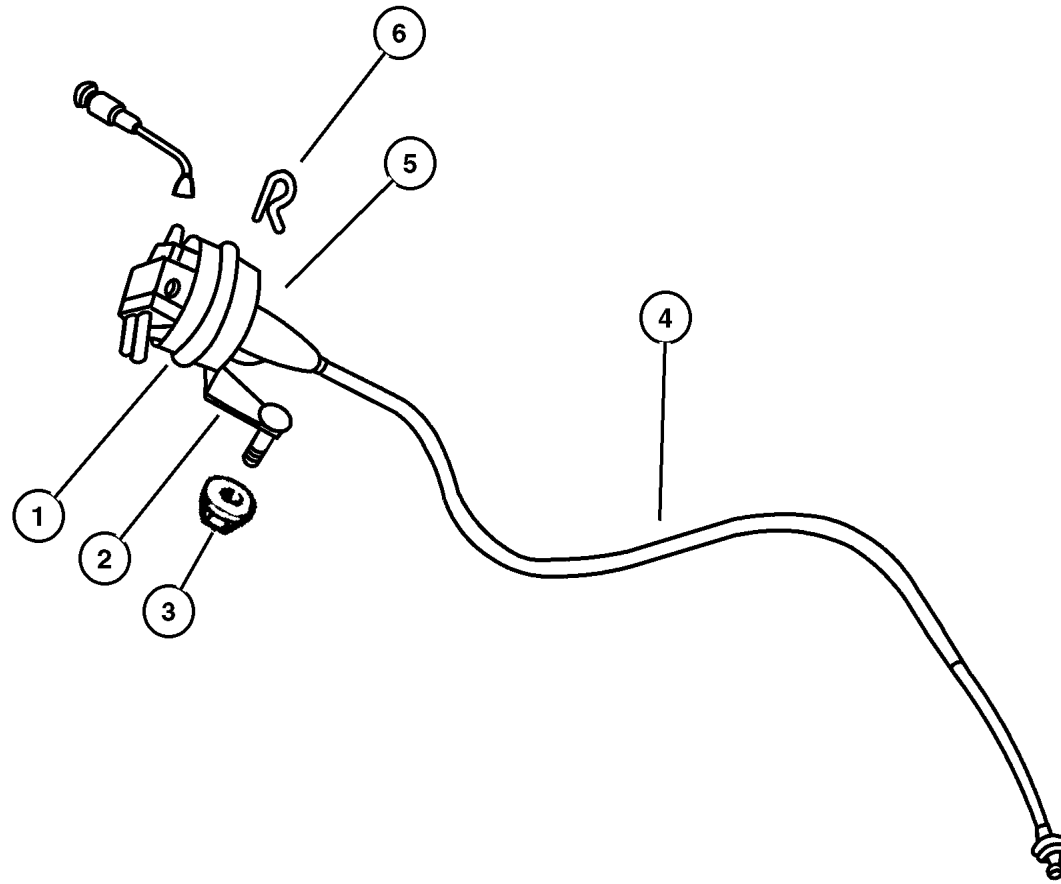
**Speed Control, 4.0 (ERH), 4.7 (EVA)
Figure 014-1010**

ITEM	PART NUMBER	QTY	LINE	SERIES	BODY	ENGINE	TRANS	DESCRIPTION
------	-------------	-----	------	--------	------	--------	-------	-------------

NOTE:

ER0=All 4.0L Engines
EVA=Next Generation 4.7L Magnum V8
EVO= All 4.7L Engines

1								SERVO, Speed Control
	4669 979	1				ER0		
		1				EVO		
2								BRACKET, Cruise Control Servo
	4854 057AE	1				ER0		
		1				EVO		
3	6101 820	2				ER0,		NUT, Hex Flange Lock
						EVO		
4								CABLE, Speed Control
	4854 058	1				ER0		
	4854 055AB	1				EVO		
5								NUT, Hex Flange Serration, M6x1
	6502 493	2				ER0		
		2				EVO		
6								CLIP, Cable to Servo Attach
	6025 867	1				ER0		
		1				EVO		



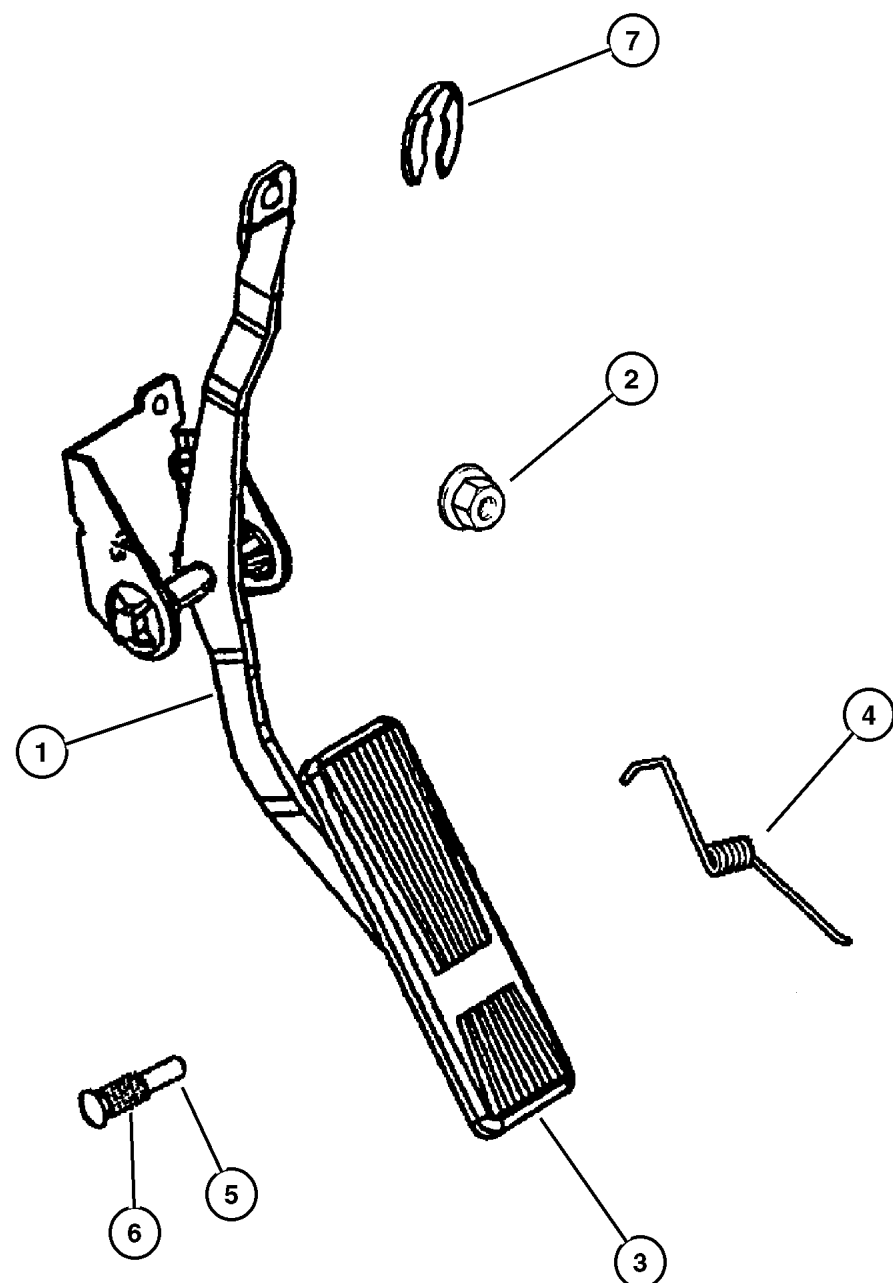
JEEP GRAND CHEROKEE (WJ)

SERIES	LINE	BODY	ENGINE	TRANSMISSION
H = Laredo	J = 4WD	74 = 4 Door	ER0, ERH = 4.0L, Power Tech	DGK = 4 Speed Autm, 42RE
P = Limited	T = 2WD		EVO, EVA = 4.7L, Power Tech	DGQ = 5 Speed Automatic 5-45RFE
				DG0 = All Automatic Transm

AR = Use as required - = Non illustrated part # = New this model year

July 17, 2002

**Accelerator Pedal, 4.0 (ERH), 4.7 (EVA)
Figure 014-1110**



ITEM	PART NUMBER	QTY	LINE	SERIES	BODY	ENGINE	TRANS	DESCRIPTION
------	-------------	-----	------	--------	------	--------	-------	-------------

Note:

ER0 = All 4.0L 6 Cyl Gas Engines

EVO = All 4.7L Gas Engines

1	4854 130AB	1				ER0, EVO		PEDAL, Accelerator
2	3420 1680	2						NUT, Hex Flange, M6x1
3	53003 932AB	1				ER0, EVO		PAD, Accelerator Pedal
4	5207 8168	1				ER0, EVO		SPRING, Accelerator Pedal Return
5	J322 0231	1				ER0, EVO		PIN, Accelerator Pedal Mtg.
6	5207 8653	2				ER0, EVO		BUSHING, Accelerator Pedal
7	5214 613	1						CLIP, Cable

JEEP GRAND CHEROKEE (WJ)

SERIES	LINE	BODY	ENGINE	TRANSMISSION
H = Laredo	J = 4WD	74 = 4 Door	ER0, ERH = 4.0L, Power Tech	DGK = 4 Speed Autm, 42RE
P = Limited	T = 2WD		EVO, EVA = 4.7L, Power Tech	DGQ = 5 Speed Automatic 5-45RFE
				DG0 = All Automatic Transm

AR = Use as required - = Non illustrated part # = New this model year

July 17, 2002

Group – 016

Propeller Shafts and U-Joints

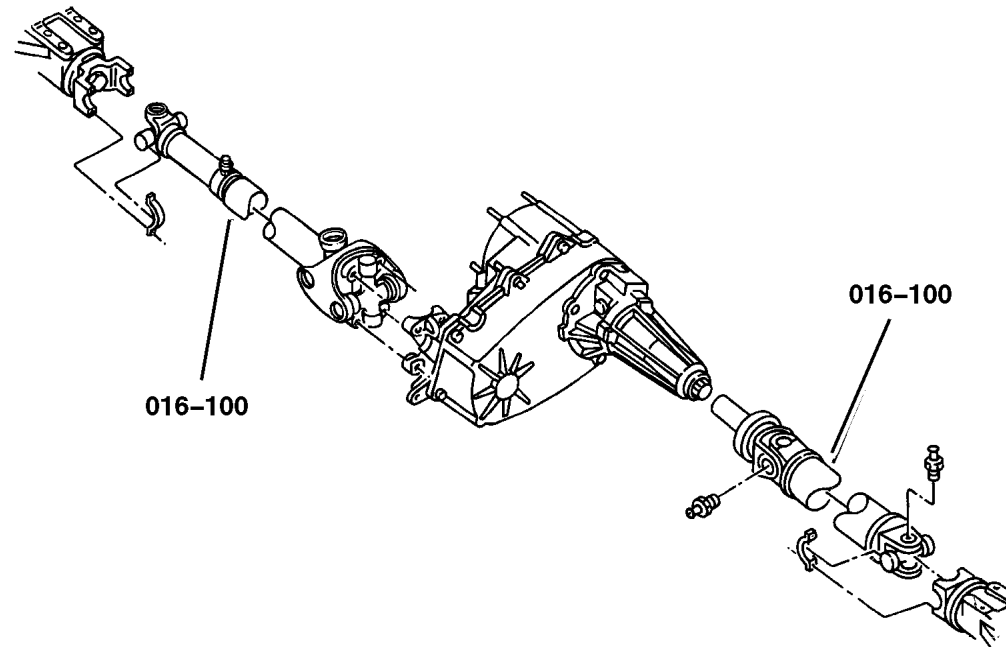
GROUP 16 - Propeller Shafts and U-Joints

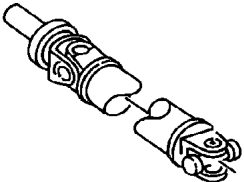
Illustration Title

Group-Fig. No.

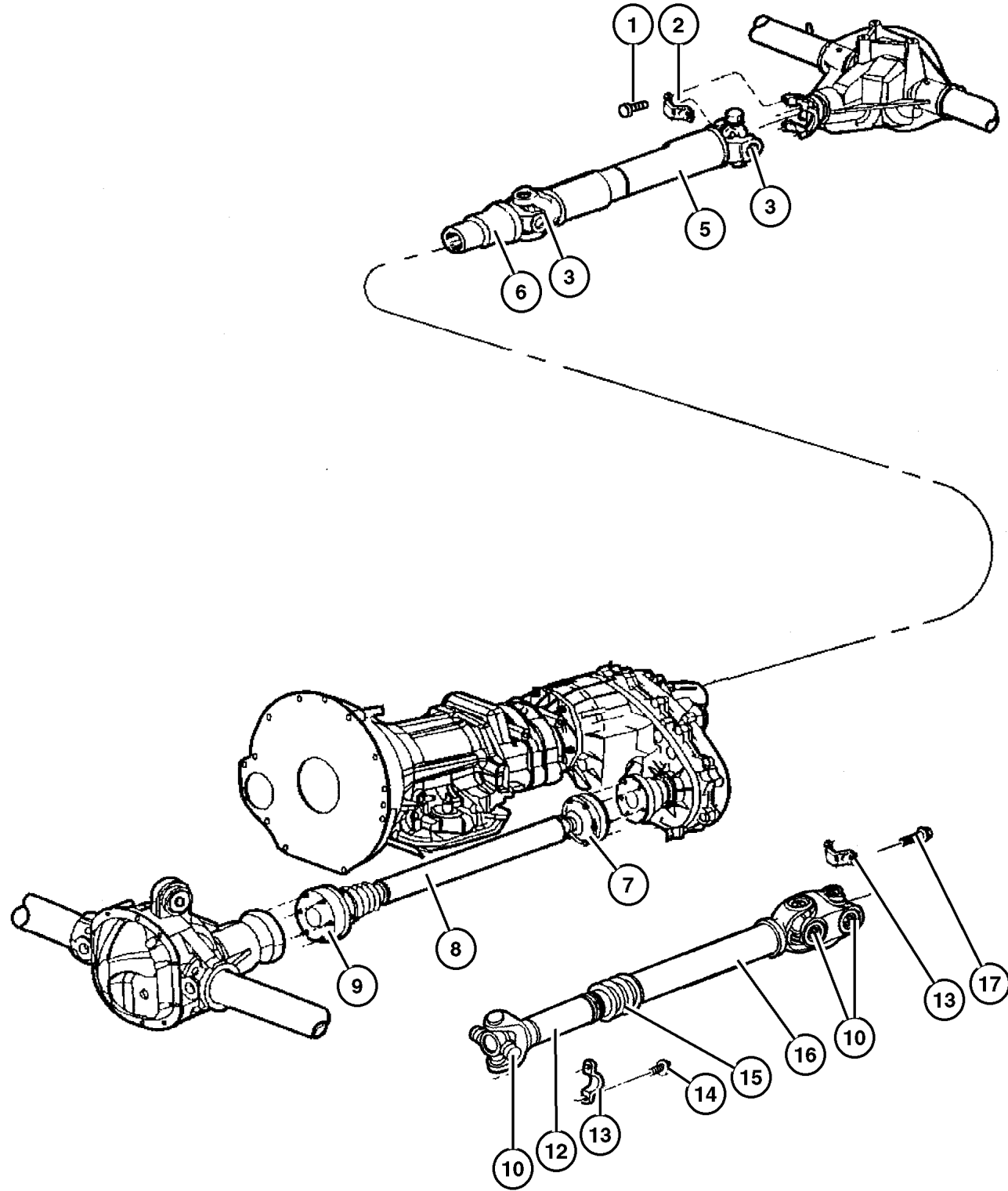
Propeller Shaft

Propeller Shafts, Front and Rear Fig. 016-110



<p>016-100 Propeller Shaft</p> 			
---	--	--	--

**Propeller Shafts, Front and Rear
Figure 016-110**



ITEM	PART NUMBER	QTY	LINE	SERIES	BODY	ENGINE	TRANS	DESCRIPTION
------	-------------	-----	------	--------	------	--------	-------	-------------

Note: Sales Codes:

Note: Item 7, 05015109AA and item 9, 5015996AA that one part number consists of 2 Bolts and 1 Strap

[DHF]=Quadra-Trac II On Demand System

[DHP]=Selec-Trac Full Time 4WD System

[DRK]=Axle - Rear, Dana 44/226MM

[DRM]=Axle - Rear, Dana 35C/194MM

[ER0]=Engines - All 4.0L 6 Cylinder Gas

[EV0]=Engines - All 4.7L Gas10

1	J400 6928	4				ER0, EV0		BOLT
2	J324 0553	2				ER0, EV0		STRAP, Prop Shaft
3								U JOINT
	4882 793	2	T			ER0		Up To and Including 02-14-01 and After 04-24-01, Front or Rear
		2	J			EV0		[DHF], Front or Rear
	5014 733AA	1	J			EV0		[DHP], Front
	5015 694AA	1	J			EV0		[DHP], Rear
		2	T			ER0		For Vehicles Built Between 02-15-01 and 04-23-01, Front or Rear
	4882 793	2	J			ER0		[DHF,DRM], Front or Rear
		2	J			ER0		[DHP], Front or Rear
		2	J			ER0		[DRK], Front or Rear
	5014 062AA	1	T			EV0		Up To and Including 02-14-01 and After 04-24-01, Front
	4882 793	1	T			EV0		Up To and Including 02-14-01 and After 04-24-01, Rear
	5014 733AA	1	T			EV0		For Vehicles Built Between 02-15-01 and 04-23-01, Front
	5015 694AA	4	T			EV0		For Vehicles Built Between 02-15-01 and 04-23-01, Rear
-4								RING, U Joint
	J320 7886	4	T			ER0		Front or Rear
		4	J			ER0		Front or Rear
		4	T			EV0		Front or Rear
		4	J			EV0		Front or Rear
5								SHAFT, Drive, Rear 1-Piece
	52099 484AD	1	T			ER0		Up To and Including 02-14-01 and After 04-24-01
	#52105 972AA	1	T			ER0		For Vehicles Built Between 02-15-01 and 04-23-01
	#52099 485AF	1	J			ER0		[DHF,DRM]
	#52105 530AD	1	J			ER0		[DHP]

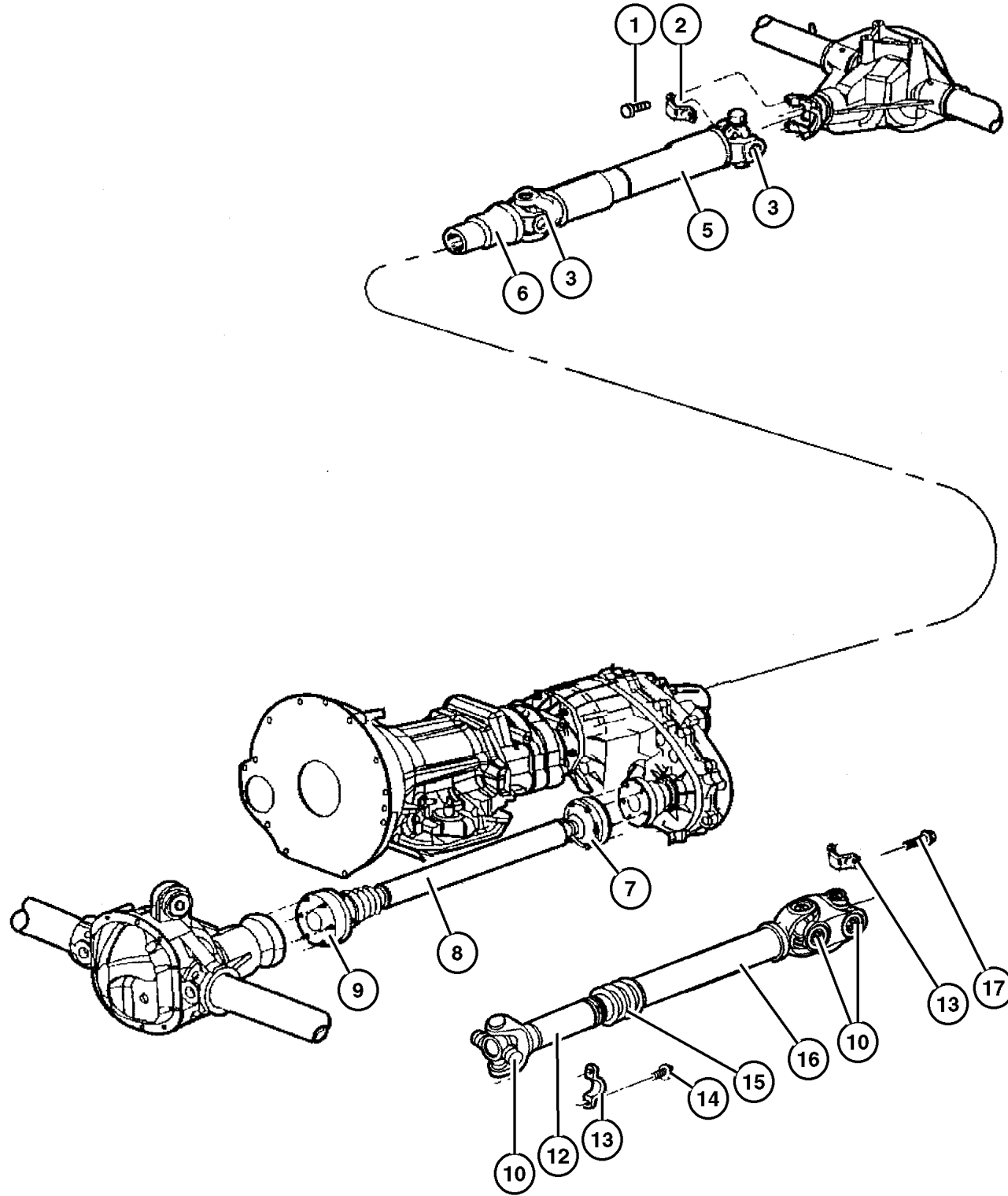
JEEP GRAND CHEROKEE (WJ)

SERIES	LINE	BODY	ENGINE	TRANSMISSION
H = Laredo	J = 4WD	74 = 4 Door	ER0, ERH = 4.0L, Power Tech	DGK = 4 Speed Autm, 42RE
P = Limited	T = 2WD		EV0, EVA = 4.7L, Power Tech	DGQ = 5 Speed Automatic 5-45RFE DG0 = All Automatic Transm

AR = Use as required - = Non illustrated part # = New this model year

July 17, 2002

Propeller Shafts, Front and Rear
Figure 016-110



ITEM	PART NUMBER	QTY	LINE	SERIES	BODY	ENGINE	TRANS	DESCRIPTION
	#52111 483AC	1	J			ER0		[DRK]
	52099 486AC	1	T			EVO		Up To and Including 02-14-01 and After 04-24-01
	#52105 973AA	1	T			EVO		For Vehicles Built Between 02-15-01 and 04-23-01
	#52099 487AD	1	J			EVO		[DHF]
	52111 490AB	1	J			EVO		[DHP]
6	5017 202AA	1	T			ER0		YOKE, Drive Shaft Up To and Including 02-14-01 and After 04-24-01
	#5083 257AA	1	T			ER0		For Vehicles Built Between 02-15-01 and 04-23-01
	#5073 608AA	1	J			ER0		[DHF, DRM]
	#5080 893AA	1	J			ER0		[DHP]
	#5073 608AA	1	J			ER0		[DRK]
	5018 986AA	1	T			EVO		Up To and Including 02-14-01 and After 04-24-01
	#5083 965AA	1	T			EVO		For Vehicles Built Between 02-15-01 and 04-23-01
	#5073 608AA	1	J			EVO		[DHF]
	5018 773AA	1	J			EVO		[DHP]
7	5015 109AA	3	J			ER0		BOLT, Drive Shaft
8	52099 497AD	1	J			ER0		SHAFT, Drive, Front Up To and Including 12-12-00
	#52105 884AA	1	J			ER0		12-13-00 and After
9	5015 996AA	3	J			ER0		BOLT, Drive Shaft
10	4882 793	3	J			EVO		U JOINT, Front or Rear
-11	J320 7886	4	J			EVO		RING, U Joint, Front or Rear
12	5016 375AA	1	J			EVO		YOKE, Drive Shaft
13	J324 0553	2				ER0, EVO		STRAP, Prop Shaft
14	J400 6928	4	J			EVO		BOLT
15	5012 793AA	1	J			EVO		BOOT, Driveshaft
16	5019 616AA	1	J			EVO		SHAFT, Drive, Front
17	#6036 415AA	4	J			EVO		BOLT

JEEP GRAND CHEROKEE (WJ)

SERIES	LINE	BODY	ENGINE	TRANSMISSION
H = Laredo	J = 4WD	74 = 4 Door	ER0, ERH = 4.0L, Power Tech	DGK = 4 Speed Autm, 42RE
P = Limited	T = 2WD		EVO, EVA = 4.7L, Power Tech	DGQ = 5 Speed Automatic 5-45RFE
				DG0 = All Automatic Transm

AR = Use as required - = Non illustrated part # = New this model year

July 17, 2002

Group - 017

Rear Suspension

GROUP 17 - Rear Suspension

Illustration Title

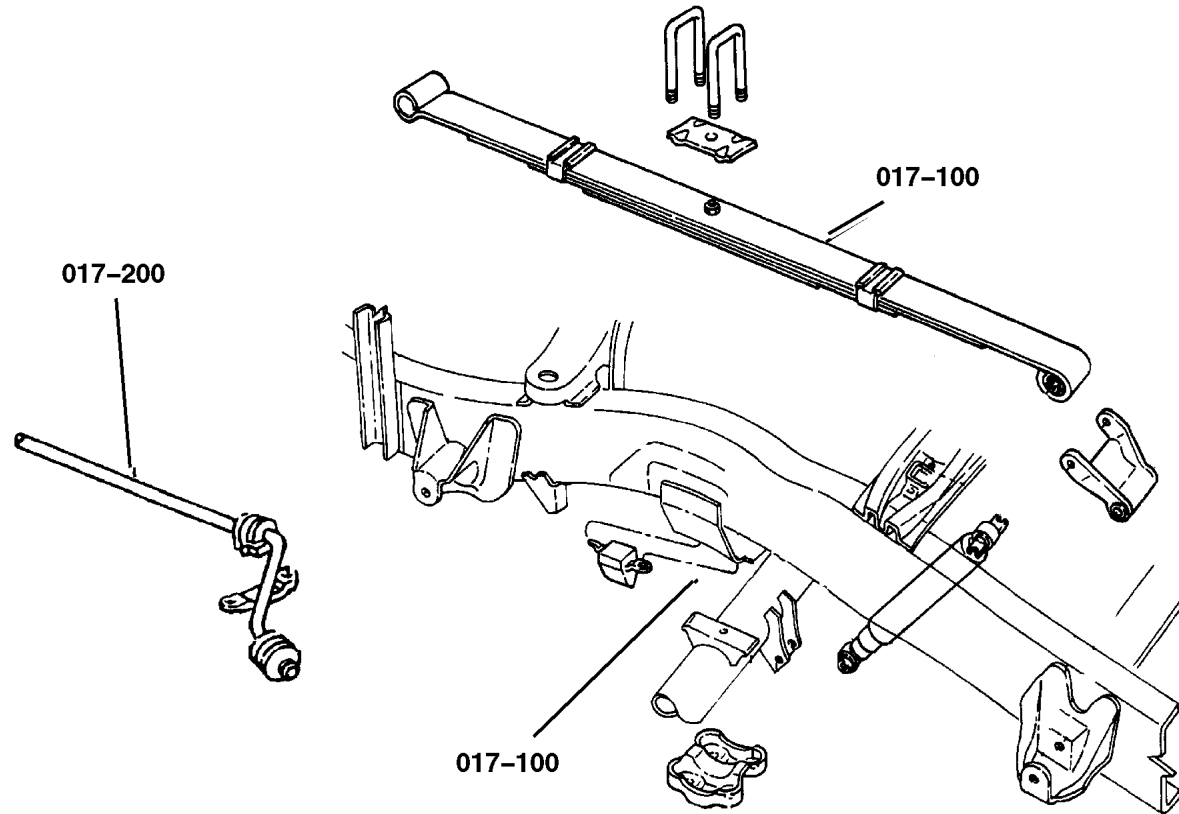
Group-Fig. No.



Rear Suspension

Supension, Rear,with Spring,Shocks and Control Arms Fig. 017-110

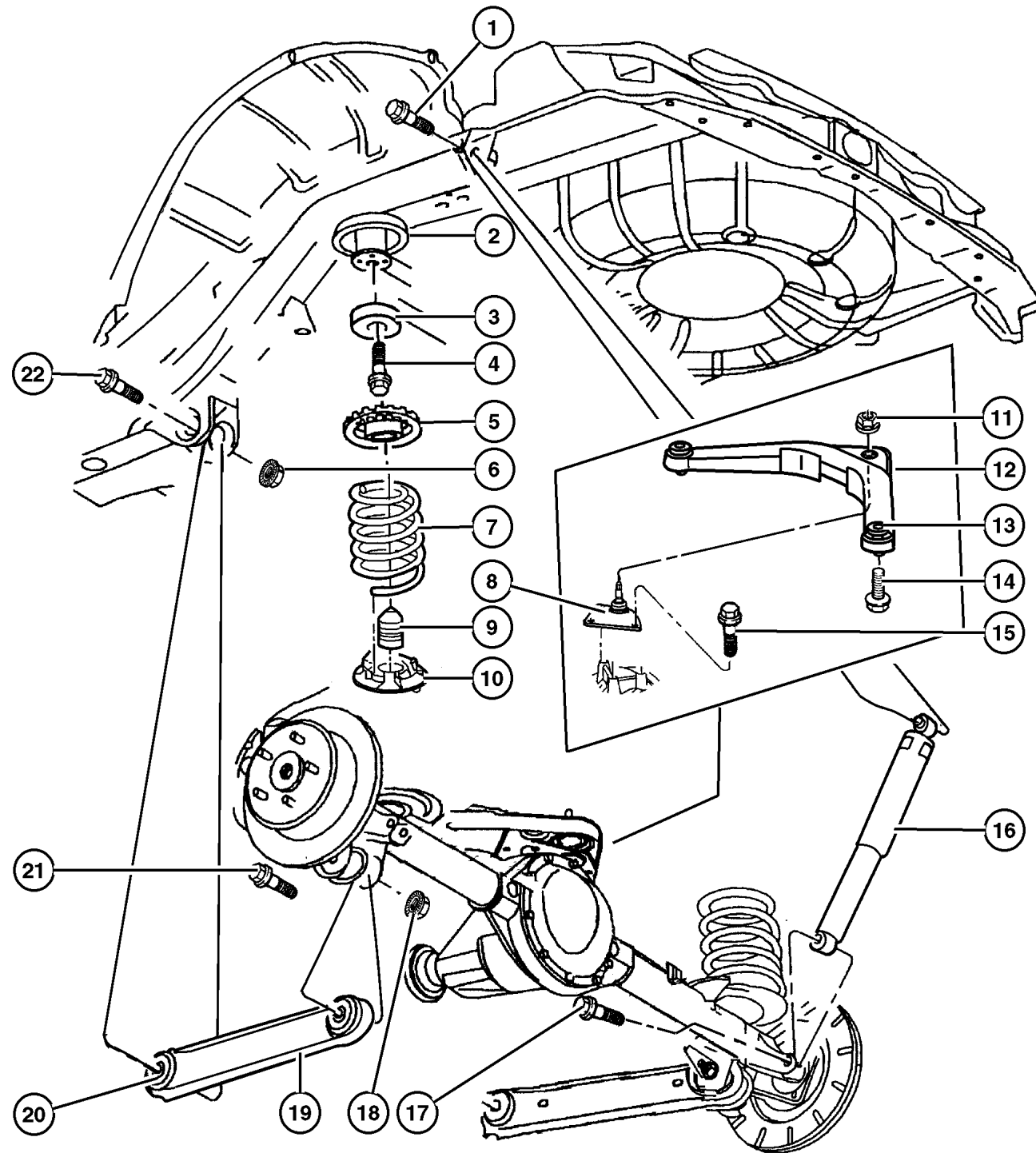
Rear Stabilizer

Stabilizer Bar, Rear Fig. 017-210



<p>017-100 Rear Suspension</p> 	<p>017-200 Rear Stabilizer</p> 		
---	---	--	--

Suspension, Rear, with Spring, Shocks and Control Arms Figure 017-110



ITEM	PART NUMBER	QTY	LINE	SERIES	BODY	ENGINE	TRANS	DESCRIPTION
Note:								
SDA = Quadra Coil Suspension								
SDU = Heavy Duty Suspension								
SDJ = Firm Feel Suspension (EXPORT)								
The 'Z' Sales Codes for the Coil Springs will be found in the VIN number								
1	6506 147AA	2						SCREW, Hex Flange Head, M12x1.75x80, Shock Mounting, Upper
2	5014 781AA	2						GUIDE, Rear Spring, None, Upper
3	5208 8350	2						SPACER, Jounce Bumper, Upper
4	6505 378AA	2						SCREW, Hex Flange Head, M10x1.5x40, Jounce Bumper Spacer Attaching, Upper
5	5208 8346	2						ISOLATOR, Spring, Upper
6	6502 698	3						NUT, Hex Flange Lock, LCA to Sill Mounting
7								SPRING, Suspension, Rear
	5208 8343	1						[ZKW,ZYW]
	5208 8344	1						[ZLV,ZZV]
	5208 8345	1						[ZLW,ZZW]
	5208 8404	1						[ZKY,ZYY]
	5208 8550	1						[ZKX,ZYX]
	5208 8551	1						[ZLU,ZZU]
	52089 500AA	1						[ZKZ,ZYZ]
8	52088 808AB	1						BALL JOINT ASSEMBLY, UPPER CONTROL ARM, REAR
9	5208 8352	2						BUMPER, Jounce, Lower
10	52088 402AB	2						ISOLATOR, Spring, Lower
11	6505 688AA	1						NUT, Hex Flange Lock, M14x2, UCA to Axle Ball Joint
12	52088 422AB	1						ARM, Upper Control, Rear, with 2-Bushings
13	5208 8425	2						BUSHING, Control Arm, Upper
14	6504 748	2						SCREW, Hex Flange Head, M12x1.75x117, Control Arm to Body Mounting, Upper
15	6505 445AA	3						SCREW, Hex Flange Head, M14x2x36, Ball Joint to Axle Mounting, Upper
16								SHOCK ABSORBER, Suspension, Rear
	52088 221AE	2						[SDA]
	52088 235AB	2						[SDU]
17	6505 935AA	2						SCREW, Shock Mounting, Lower
18	6502 698	3						NUT, Hex Flange Lock, Control Arm to Axle Mounting, Lower
19	52088 355AB	2						ARM, Control, with 2-Bushings, Lower

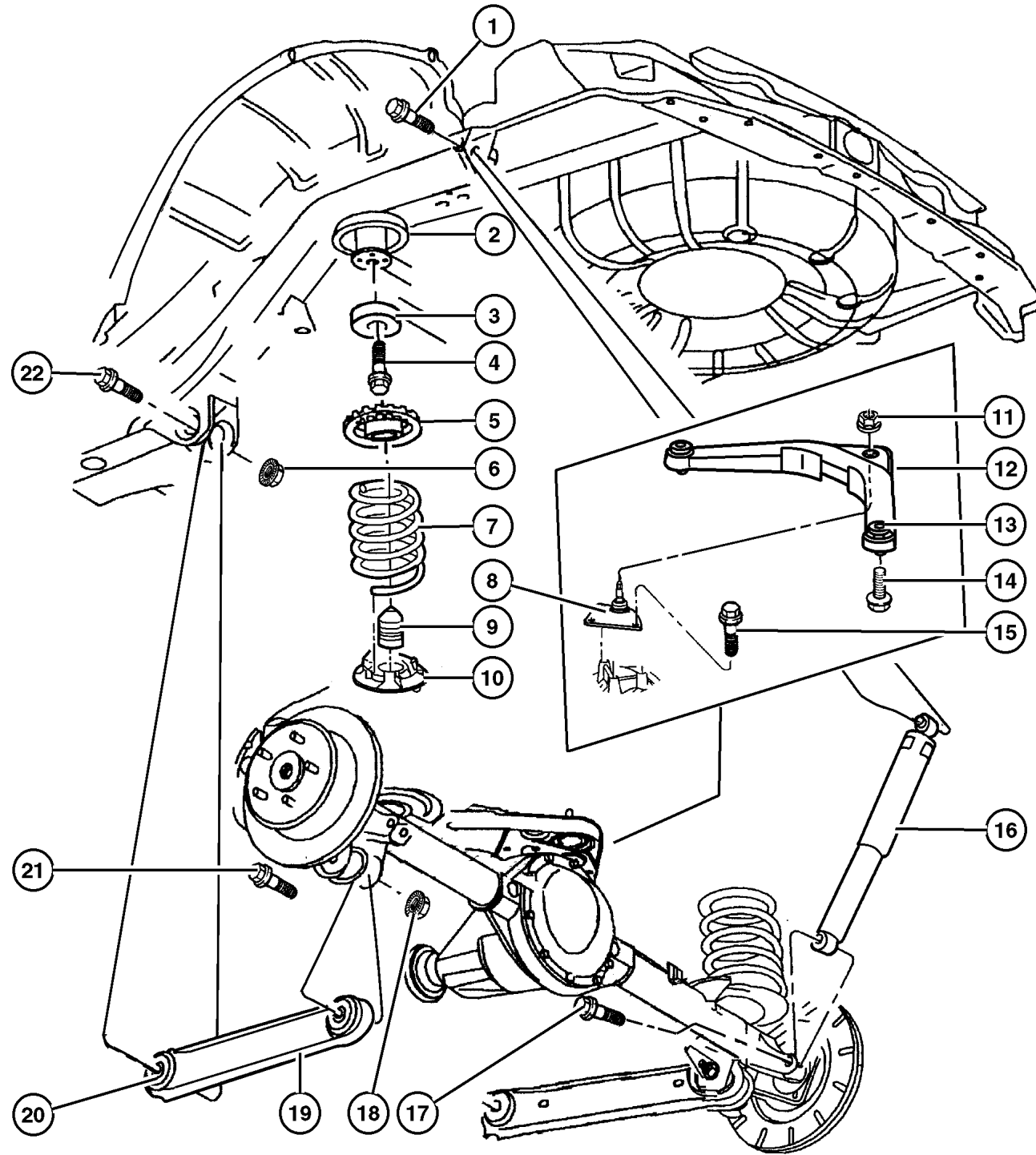
JEEP GRAND CHEROKEE (WJ)

SERIES	LINE	BODY	ENGINE	TRANSMISSION
H = Laredo	J = 4WD	74 = 4 Door	ER0, ERH = 4.0L, Power Tech	DGK = 4 Speed Autm, 42RE
P = Limited	T = 2WD		EV0, EVA = 4.7L, Power Tech	DGQ = 5 Speed Automatic 5-45RFE
				DG0 = All Automatic Transm

AR = Use as required - = Non illustrated part # = New this model year

July 17, 2002

Suspension, Rear,with Spring,Shocks and Control Arms
Figure 017-110



ITEM	PART NUMBER	QTY	LINE	SERIES	BODY	ENGINE	TRANS	DESCRIPTION
20	5208 8220	2						BUSHING, Control Arm, Control Arm to Body, Lower
21	6505 214AA	2						SCREW, Hex Flange Head, M14x2.00x114, Control Arm to Axle Mounting, Lower
22	6506 033AA	2						BOLT, Hex Flange Head, M14x2.0x105, Control Arm to Body Mounting, Lower
-23	6505 439AA	1						NUT AND RETAINER, Hex Flange Locking, M14 x 2.00, Control Arm to Body, Lower

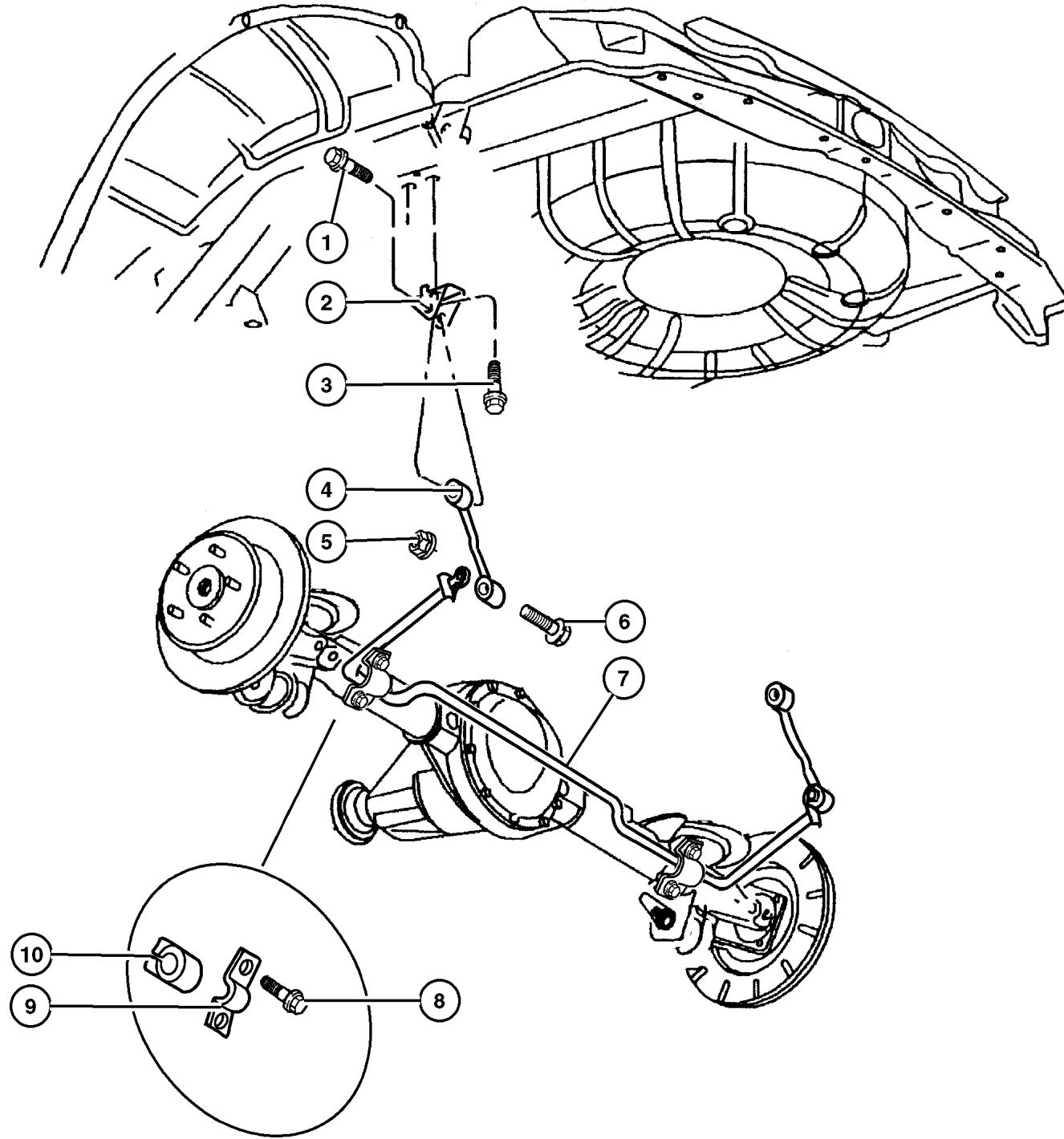
JEEP GRAND CHEROKEE (WJ)

SERIES	LINE	BODY	ENGINE	TRANSMISSION
H = Laredo	J = 4WD	74 = 4 Door	ER0, ERH = 4.0L, Power Tech	DGK = 4 Speed Autm, 42RE
P = Limited	T = 2WD		EV0, EVA = 4.7L, Power Tech	DGQ = 5 Speed Automatic 5-45RFE
				DG0 = All Automatic Transm

AR = Use as required - = Non illustrated part # = New this model year

July 17, 2002

Stabilizer Bar, Rear Figure 017-210



ITEM	PART NUMBER	QTY	LINE	SERIES	BODY	ENGINE	TRANS	DESCRIPTION
1	6505 935AA	2						SCREW, Sway Bar Link to Sill Bracket, Mounting
2	52088 525AB	2						BRACKET, Suspension
3								SCREW AND WASHER, Hex Head, M10-1.50x30, (NOT SERVICED) (Not Serviced)
4	52088 319AB	2						LINK, Sway Eliminator
5	6502 696	2						NUT, Hex Flange Lock, M10x1.5, Sway Bar Link to Sway Bar, Mounting
6	6503 726	2						SCREW, Shoulder, Sway Bar Link to Sway Bar, Mounting
7	52088 739AB	1						STABILIZER BAR, Rear Suspension
8	6503 571	4						SCREW AND WASHER, M10x1.50x35
9	5208 7865	2						RETAINER, Sway Bar
10	52088 738AC	2						BUSHING, Sway Bar

JEEP GRAND CHEROKEE (WJ)

SERIES	LINE	BODY	ENGINE	TRANSMISSION
H = Laredo	J = 4WD	74 = 4 Door	ER0, ERH = 4.0L, Power Tech	DGK = 4 Speed Autm, 42RE
P = Limited	T = 2WD		EV0, EVA = 4.7L, Power Tech	DGQ = 5 Speed Automatic 5-45RFE
				DG0 = All Automatic Transm

AR = Use as required - = Non illustrated part # = New this model year

July 17, 2002

Group – 019

Steering

GROUP 19 - Steering

Illustration Title

Group-Fig. No.

Steering Wheel

Steering Wheel Assembly Fig. 019-110

Steering Column

Steering Column Assy Fig. 019-210

Steering Gear

Steering Gear Fig. 019-310

Steering Linkage

Steering Linkage Fig. 019-410

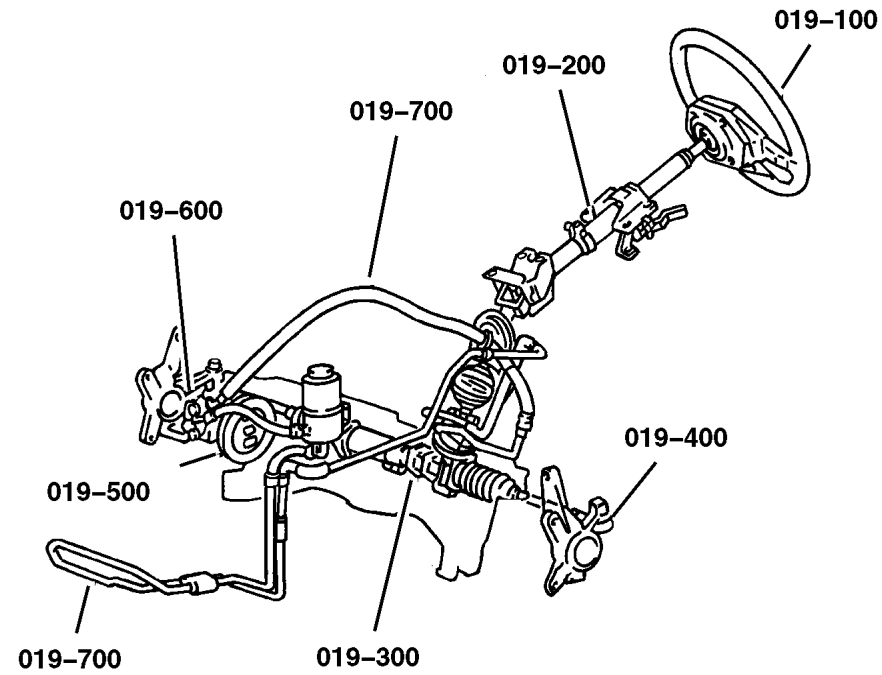
Power Steering Pump




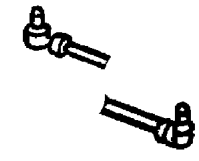


Power Steering Pump Fig. 019-510

Power Steering Hoses

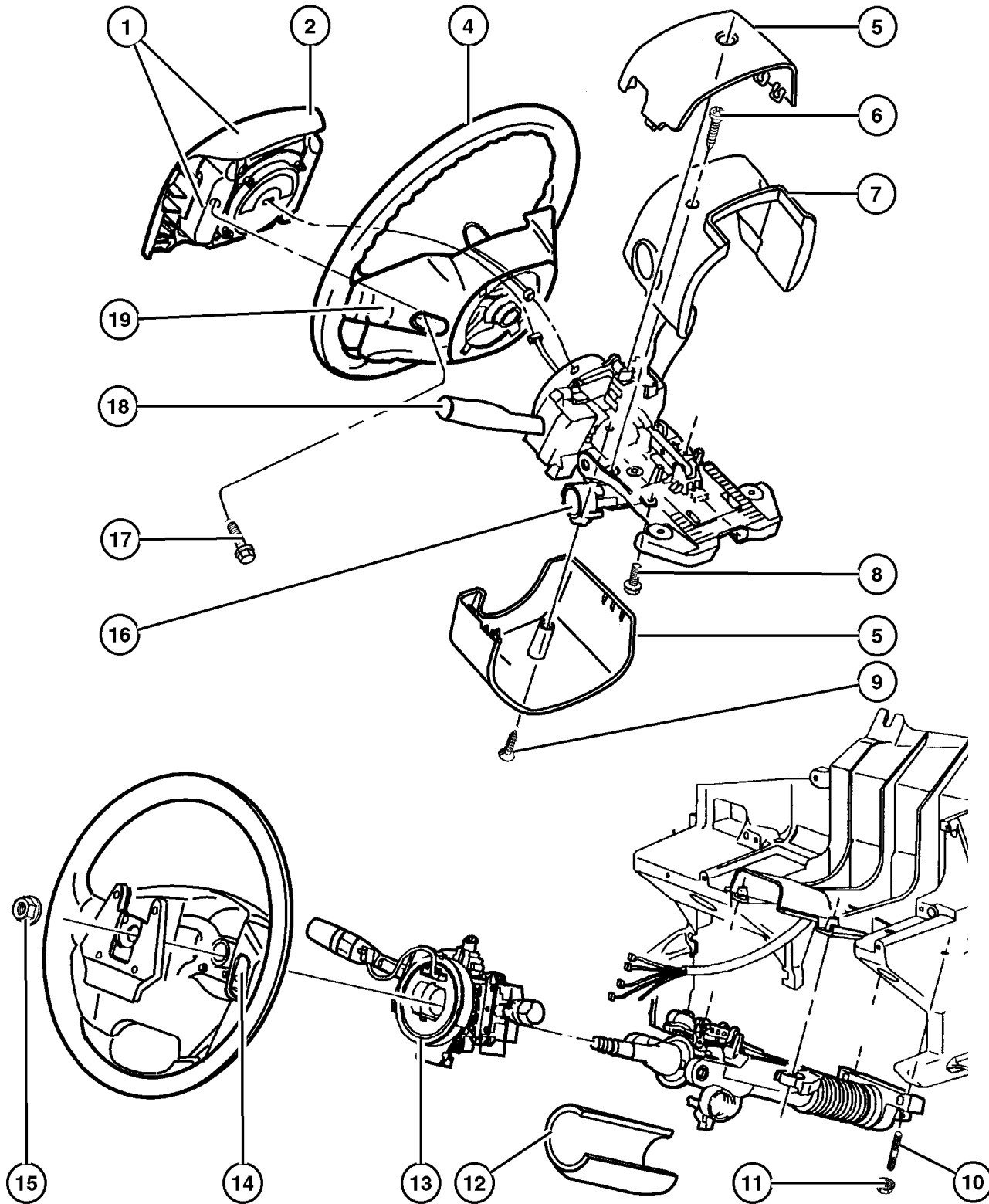
Power Steering Hoses-ERO Engine Fig. 019-710

Power Steering Hoses-EVO Engine Fig. 019-720



<p>019-100 Steering Wheel</p> 	<p>019-200 Steering Column</p> 	<p>019-300 Steering Gear</p> 	<p>019-400 Steering Linkage</p> 
<p>019-500 Power Steering Pump</p> 	<p>019-700 Power Steering Hoses</p> 		

Steering Wheel Assembly Figure 019-110



ITEM	PART NUMBER	QTY	LINE	SERIES	BODY	ENGINE	TRANS	DESCRIPTION
------	-------------	-----	------	--------	------	--------	-------	-------------

Note: If Horn Switch is defective, you must replace the AIR BAG COVER WITH SWITCH and not the AIR BAG MODULE ASSEMBLY itself.

Note:

DG0 = All Automatic Transmissions

SCA = Vinyl Steering Wheel

SCL = Leather Wrapped Steering Wheel

1	#5GT61 LAZAA	1		H				AIR BAG, Driver [AZ]
		1		P				[AZ]
	#5GT61 WL8AA	1		P				[L5]
	#5GT61 XTMAA	1		P				[T5]
2	#UU61 LAZAA	1		H				COVER, Air Bag Module Includes Horn Switch-[AZ]
		1		P				Includes Horn Switch-[AZ]
	#UU61 WL8AA	1		P				Includes Horn Switch-[L5]
	#UU61 XTMAA	1		P				Includes Horn Switch-[T5]
-3								SWITCH, Horn
	5014 533AA	1		H				With Mounting Hardware
		1		P				With Mounting Hardware
4								WHEEL, Steering
	5HM23 1AZAA	1						[SCA]
	5HM24 1AZAA	1		H				[SCL]
		1		P				[SCL] [AZ]
	5HM24 1L8AA	1		P				[SCL] [L5]
	5HM24 1TMAA	1		P				[SCL] [T5]
5								SHROUD, Steering Column
	5GE40 LAZAA	1		H				[AZ], Upper And Lower
		1		P				[AZ], Upper And Lower
	5GE40 WL8AB	1		P				[L5], Upper And Lower
	5GE40 XTMAA	1		P				[T5], Upper And Lower
6	6035 142	2						SCREW, .164-32x1.00, Shroud to Column
7								SHROUD, Steering Column
	5GE39 LAZAA	1		H			DG0	[AZ], Upper
		1		P			DG0	[AZ], Upper
	5GE39 WL8AA	1		P			DG0	[L5], Upper
	5GE39 XTMAA	1		P			DG0	[T5], Upper
8	6505 513AA	1						SCREW, Tapping, M4x0.7x14, Smart Key Immobilizer Module, Mounting
9	6034 678	1						SCREW, Self Piercing, .164-15-1, Shroud to Shroud, Mounting
10								STUD, M6x1.00mmx48.80mm, (NOT SERVICED) (Not Serviced)
11	6503 014	4						NUT AND WASHER, Hex, M6x1, Steering Column, Mounting

JEEP GRAND CHEROKEE (WJ)

SERIES H = Laredo
P = Limited
LINE J = 4WD
T = 2WD
BODY 74 = 4 Door

ENGINE ER0, ERH = 4.0L, Power Tech
EV0, EVA = 4.7L, Power Tech

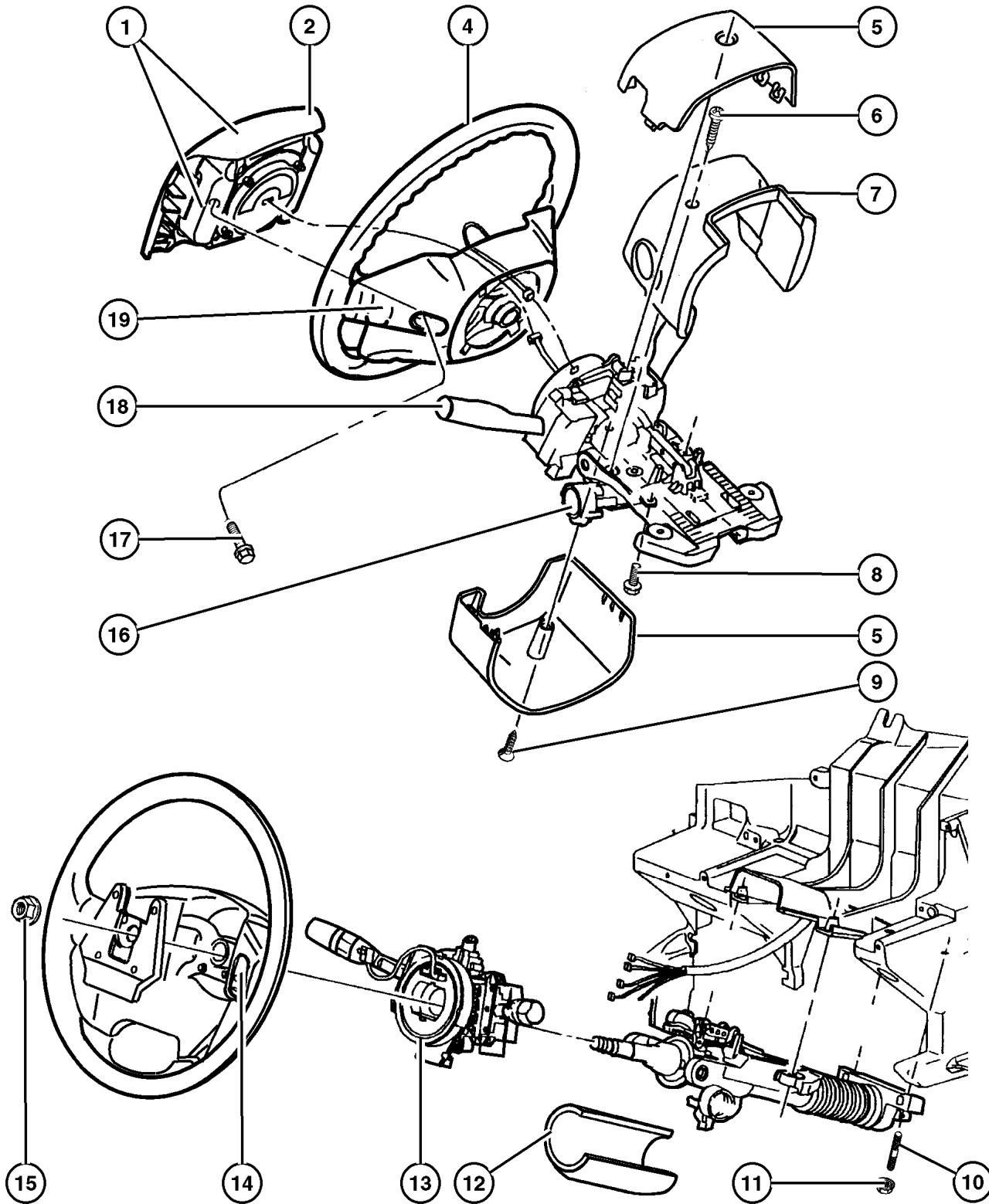
TRANSMISSION DGK = 4 Speed Autm, 42RE
DGQ = 5 Speed Automatic
5-45RFE
DG0 = All Automatic Transm

AR = Use as required - = Non illustrated part # = New this model year

July 17, 2002

Steering Wheel Assembly Figure 019-110

ITEM	PART NUMBER	QTY	LINE	SERIES	BODY	ENGINE	TRANS	DESCRIPTION
12	4690 413	2						COVER, Steering Wheel
13	56042 341AE	1						CLOCKSPRING
14								SWITCH, Speed Control
	56042 310AC	1						[SCA], Right
	5GY39 1TMAA	1		P				[SCL] [T5], Left
	56042 311AC	1						[SCA], Left
	5GY38 1AZAA	1		H				[SCL] [AZ], Right
	5GY39 1AZAA	1		H				[SCL] [AZ], Left
	5GY38 1AZAA	1		P				[SCL] [AZ], Right
	5GY39 1AZAA	1		P				[SCL] [AZ], Left
	5GY38 1L8AA	1		P				[SCL] [L5], Right
	5GY39 1L8AA	1		P				[SCL] [L5], Left
	5GY38 1TMAA	1		P				[SCL] [T5], Right
15	6505 248AA	1						NUT, Hex Flange Lock
16	#4686 665AA	1						MODULE, Immobilizer
17	6506 091AA	2						SCREW, M6x1x25, Air Bag to Steering Wheel, Mounting
18	4690 595AA	1						LEVER, Steering Column
19								SWITCH, Remote Radio
	56042 312AB	1		H				Radio Control, Right
	56042 313AB	1		H				Radio Control, Left
	56042 312AB	1		P				Radio Control, Right
	56042 313AB	1		P				Radio Control, Left
-20	4595 749AA	1						LABEL, Air Bag Warning, English and French
-21								WIRING, Steering Wheel
	56042 595AB	1						[SCA]
	56042 592AB	1		H				[SCL]
		1		P				[SCL]
-22	56042 297AD	1						HOUSING, Switch, Multifunction with Turn Signal Canceling Cam



JEEP GRAND CHEROKEE (WJ)

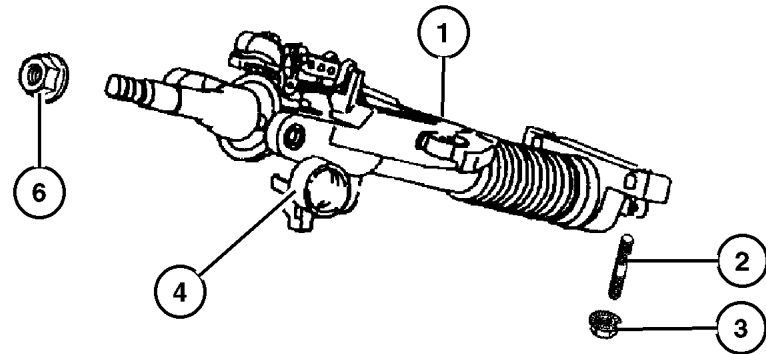
SERIES	LINE	BODY	ENGINE	TRANSMISSION
H = Laredo	J = 4WD	74 = 4 Door	ER0, ERH = 4.0L, Power Tech	DGK = 4 Speed Autm, 42RE
P = Limited	T = 2WD		EV0, EVA = 4.7L, Power Tech	DGQ = 5 Speed Automatic
				5-45RFE
				DG0 = All Automatic Transm

AR = Use as required - = Non illustrated part # = New this model year

July 17, 2002

**Steering Column Assy
Figure 019-210**

ITEM	PART NUMBER	QTY	LINE	SERIES	BODY	ENGINE	TRANS	DESCRIPTION
1	55115 970AE	1						COLUMN, Steering, Tilt
2								STUD, M6x1.00mmx48.80mm, (NOT SERVICED) (Not Serviced)
3	6503 014	4						NUT AND WASHER, Hex, M6x1, Steering Column Mounting
4	4690 488	1						HOUSING, Steering Column Lock, Holds Cylinder and Key
-5	4690 023	2						SCREW, Pan Head, .25-20x.62, Ignition Lock Housing Mounting
6	6505 248AA	1						NUT, Hex Flange Lock, Steering Wheel Attaching



JEEP GRAND CHEROKEE (WJ)

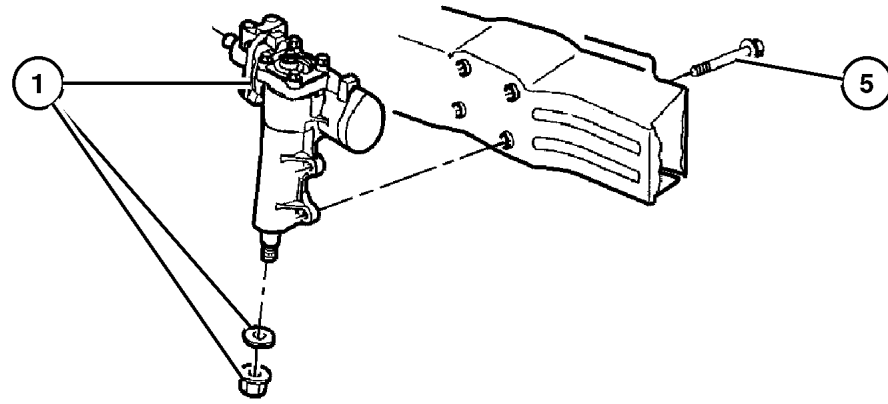
SERIES	LINE	BODY	ENGINE	TRANSMISSION
H = Laredo	J = 4WD	74 = 4 Door	ER0, ERH = 4.0L, Power Tech	DGK = 4 Speed Autm, 42RE
P = Limited	T = 2WD		EV0, EVA = 4.7L, Power Tech	DGQ = 5 Speed Automatic 5-45RFE
				DG0 = All Automatic Transm

AR = Use as required - = Non illustrated part # = New this model year

July 17, 2002

Steering Gear Figure 019-310

ITEM	PART NUMBER	QTY	LINE	SERIES	BODY	ENGINE	TRANS	DESCRIPTION
Note:								
T = 2 Wheel Drive Left Hand Drive								
J = 4 Wheel Drive Left Hand Drive								
1	52088 272AC	1						GEAR, Power Steering
-2	5014 667AA	1						SEAL KIT, Steering Gear Housing
-3	5014 665AA	1						SEAL KIT, Steering Gear
-4	5014 671AA	1						SEAL KIT, Steering gear pitman shaft
5	6504 965AA	4						SCREW, Hex Head, Steering Gear to Sill Mounting



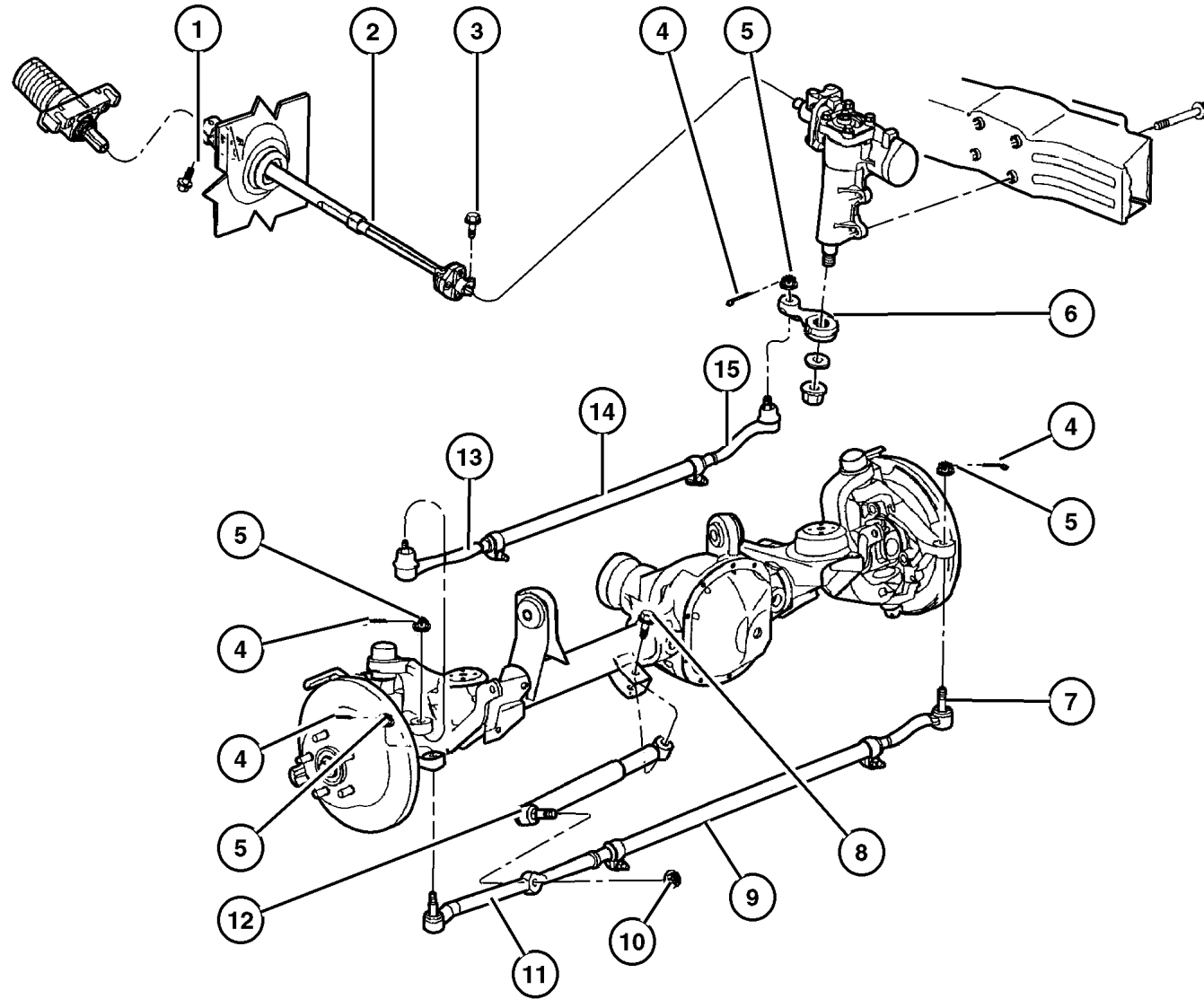
JEEP GRAND CHEROKEE (WJ)

SERIES	LINE	BODY	ENGINE	TRANSMISSION
H = Laredo	J = 4WD	74 = 4 Door	ER0, ERH = 4.0L, Power Tech	DGK = 4 Speed Autm, 42RE
P = Limited	T = 2WD		EV0, EVA = 4.7L, Power Tech	DGQ = 5 Speed Automatic 5-45RFE
				DG0 = All Automatic Transm

AR = Use as required - = Non illustrated part # = New this model year

July 17, 2002

Steering Linkage Figure 019-410



ITEM	PART NUMBER	QTY	LINE	SERIES	BODY	ENGINE	TRANS	DESCRIPTION
------	-------------	-----	------	--------	------	--------	-------	-------------

Note:

T = 2 Wheel Drive Left Hand Drive

J = 4 Wheel Drive Left Hand Drive

1	6504 926AA	2						SCREW, Hex Flange Head, M10x1.5x40, Intermediate Shaft to Steering Column
2	52088 253AG	1						SHAFT, Intermediate
3	6504 926AA	2						SCREW, Hex Flange Head, M10x1.5x40, Intermediate Shaft to Steering Gear
4								PIN, Cotter
	3420 2101	2						Tie Rod to Knuckle
		1						Drag Link to Pitman Arm
		1						Drag Link to Knuckle
5								NUT, Hex, .50-20
	6034 358	2						Tie Rod to Knuckle
		1						Drag Link to Pitman Arm Mounting
		1						Drag Link to Knuckle Mounting
6	5208 8242	1						ARM, Pitman
7	52088 869AA	1						SOCKET, Tie Rod, Outer, to Knuckle, Left
8	6502 473	1						BOLT, Hex Flange Head, M12x1.75x65, Steering Damper to Axle Bracket
								Mounting
9	52088 871AB	1						LINK, Steering, Adjuster
10	6505 822AA	1						NUT, Damper Stud to Tie Rod
11	52088 870AA	1						SOCKET, Tie Rod, Outer, to Knuckle, Right
12	52088 251AB	1						DAMPER, Steering
13	5208 8461	1						SOCKET, Tie Rod, Drag Link to Knuckle
14	52088 463AB	1						LINK, Steering, Adjuster
15	5208 8511	1						SOCKET, Tie Rod, Drag Link to Pitman Arm

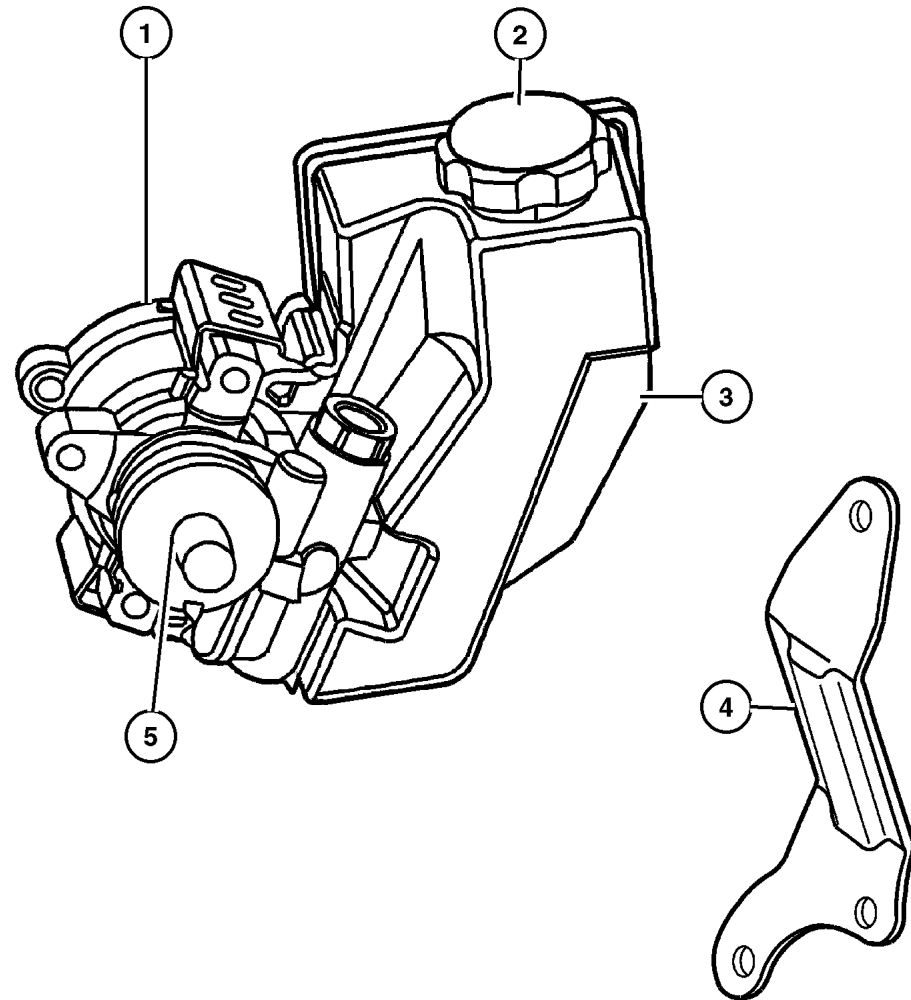
JEEP GRAND CHEROKEE (WJ)

SERIES	LINE	BODY	ENGINE	TRANSMISSION
H = Laredo	J = 4WD	74 = 4 Door	ER0, ERH = 4.0L, Power Tech	DGK = 4 Speed Autm, 42RE
P = Limited	T = 2WD		EV0, EVA = 4.7L, Power Tech	DGQ = 5 Speed Automatic 5-45RFE
				DG0 = All Automatic Transm

AR = Use as required - = Non illustrated part # = New this model year

July 17, 2002

**Power Steering Pump
Figure 019-510**



ITEM	PART NUMBER	QTY	LINE	SERIES	BODY	ENGINE	TRANS	DESCRIPTION
Note:								
ERO = 4.0L 6 Cyl Engine								
EVO = 4.7L Gas Engine								
1								PUMP, Power Steering
	52088 278AC	1				ERO		
	#52089 300AA	1				EVO		
2	4897 287AA	1				ERO		CAP, Power Steering Reservoir
3	5016 184AA	1				ERO		RESERVOIR KIT, power steering pump
4	4854 157	1				ERO		BRACE, Power Steering Pump
5	4728 247	1				ERO		SEAL, Power Steering Pump Shaft
-6	53010 258AB	1				ERO, EVO		PULLEY, Power Steering Pump
-7	6502 425	3				ERO		SCREW AND WASHER, Hex Head, M8x1.25x95, Power Steering Pump and Brace Mounting
-8	6102 045AA	3				EVO		SCREW AND WASHER, Hex Head, Power Steering Pump Mounting
-9	#52088 914AA	1				ERO, EVO		FITTING, Quick Disconnect
-10	#5019 705AA	1				ERO, EVO		O RING, Quick Disconnect Fitting

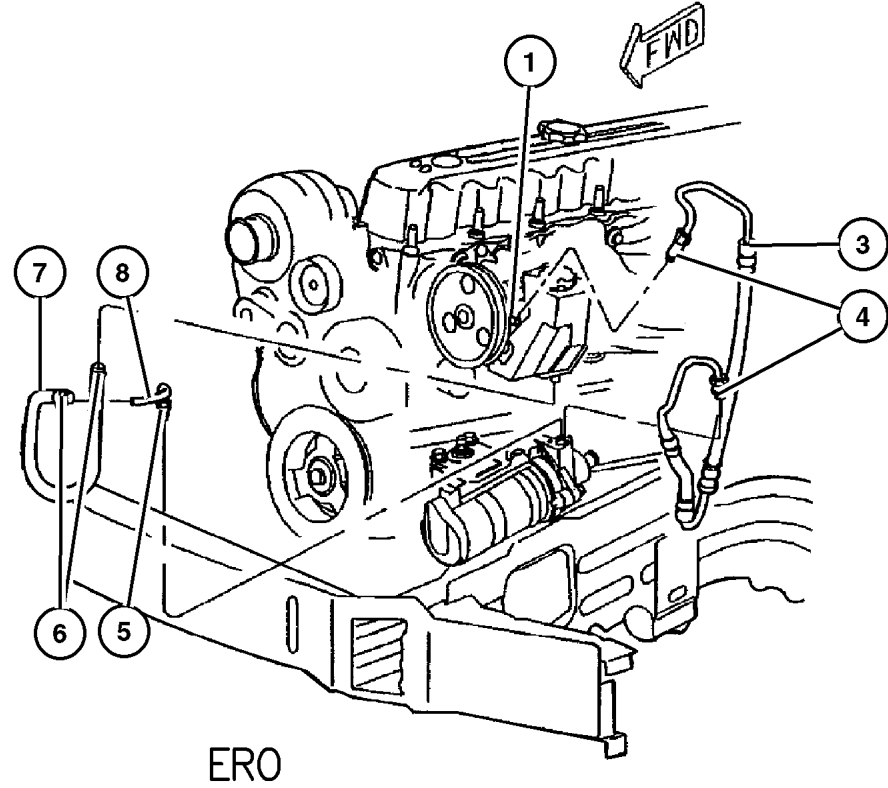
JEEP GRAND CHEROKEE (WJ)

SERIES	LINE	BODY	ENGINE	TRANSMISSION
H = Laredo	J = 4WD	74 = 4 Door	ERO, ERH = 4.0L, Power Tech	DGK = 4 Speed Autm, 42RE
P = Limited	T = 2WD		EVO, EVA = 4.7L, Power Tech	DGQ = 5 Speed Automatic 5-45RFE
				DG0 = All Automatic Transm

AR = Use as required - = Non illustrated part # = New this model year

July 17, 2002

**Power Steering Hoses-ER0 Engine
Figure 019-710**



ITEM	PART NUMBER	QTY	LINE	SERIES	BODY	ENGINE	TRANS	DESCRIPTION
Note: Sales Codes;								
[DG0]=Transmissions - All Automatic								
[ER0]=All 4.0L 6 Cylinder Gas Engine								
1	#52088 914AA	1				ER0	DG0	FITTING, Quick Disconnect, Includes Item 2
-2	#5019 705AA	1				ER0	DG0	O RING
3	52088 452AC	1				ER0		HOSE, Power Steering Pressure, Includes Item 4
4	5205 254	2				ER0		O RING, Power Steering Hose
5	5205 254	1						O RING, Power Steering Hose
6	2448 761	2				ER0		CLAMP, Hose
7	52088 774AA	1				ER0		HOSE, Power Steering Return, Includes Item 6
8	52088 775AA	1						TUBE, Power Steering Return, Includes Item 5

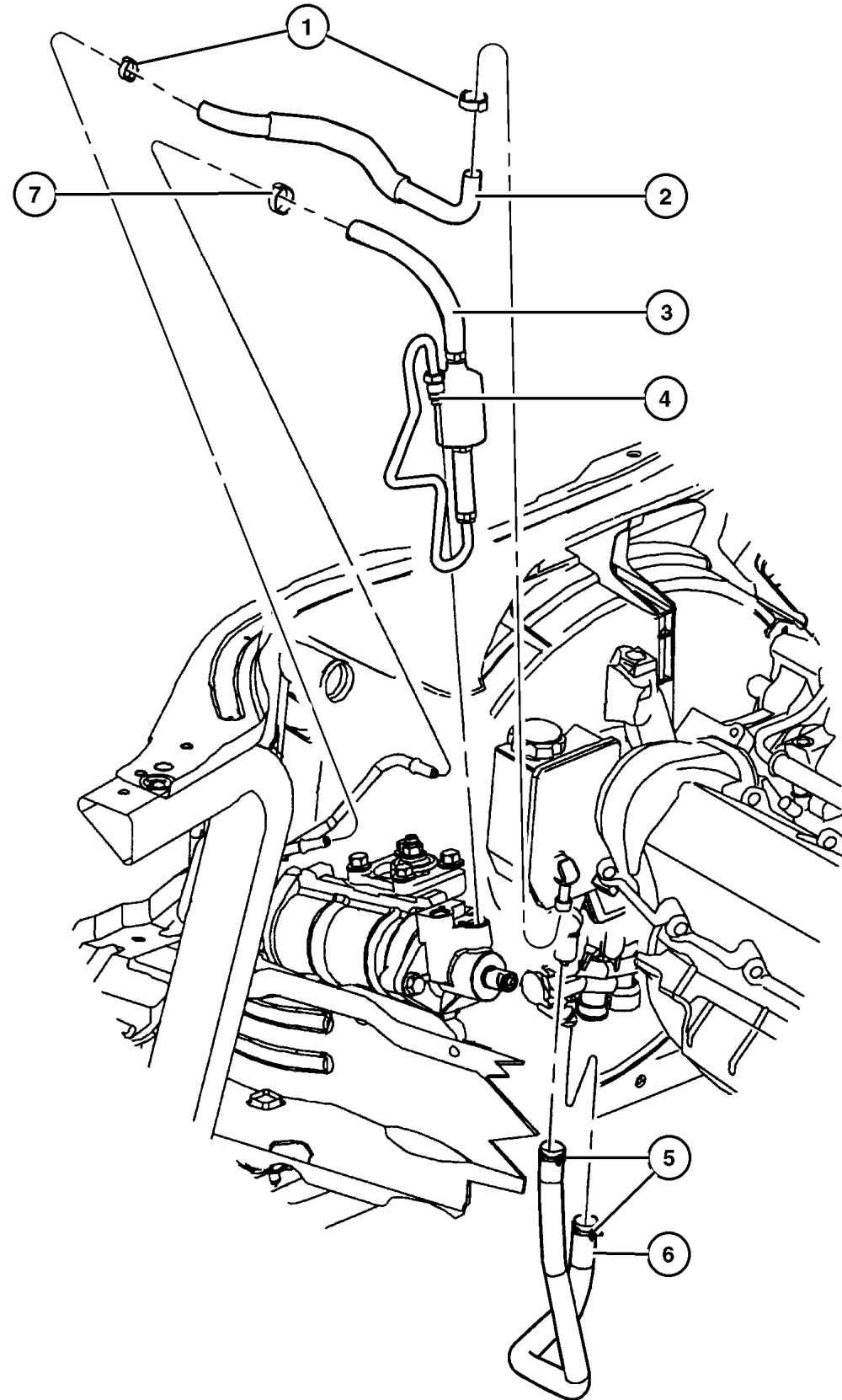
JEEP GRAND CHEROKEE (WJ)

SERIES	LINE	BODY	ENGINE	TRANSMISSION
H = Laredo	J = 4WD	74 = 4 Door	ER0, ERH = 4.0L, Power Tech	DGK = 4 Speed Autm, 42RE
P = Limited	T = 2WD		EV0, EVA = 4.7L, Power Tech	DGQ = 5 Speed Automatic 5-45RFE
				DG0 = All Automatic Transm

AR = Use as required - = Non illustrated part # = New this model year

July 17, 2002

**Power Steering Hoses-EV0 Engine
Figure 019-720**



ITEM	PART NUMBER	QTY	LINE	SERIES	BODY	ENGINE	TRANS	DESCRIPTION
------	-------------	-----	------	--------	------	--------	-------	-------------

Note:For hoses that are attached to the Cooling Module,see Group 7.

EVA=Next Generation 4.7L Magnum V8

EV0= All 4.7L Engines

1	2448 770	2				EV0		CLAMP, Hose
2	#52088 922AA	1				EV0		HOSE, Power Steering Return
3	#52088 918AA	1				EV0		HOSE, Power Steering Return
4	5205 254	1				EV0		O RING, Power Steering Hose
5	6502 017	2				EV0		CLAMP, Heater Hose
6	#52088 916AA	1				EV0		HOSE, Power Steering Reservoir
7	2448 770	1				EV0		CLAMP, Hose

JEEP GRAND CHEROKEE (WJ)

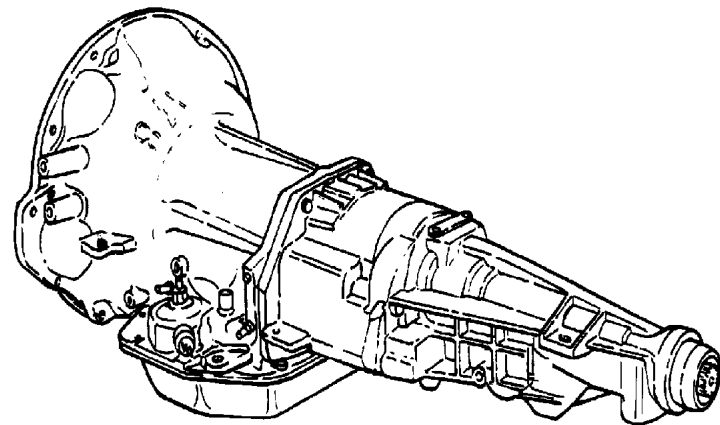
SERIES	LINE	BODY	ENGINE	TRANSMISSION
H = Laredo	J = 4WD	74 = 4 Door	ER0, ERH = 4.0L, Power Tech	DGK = 4 Speed Autm, 42RE
P = Limited	T = 2WD		EV0, EVA = 4.7L, Power Tech	DGQ = 5 Speed Automatic 5-45RFE
				DG0 = All Automatic Transm

AR = Use as required - = Non illustrated part # = New this model year

July 17, 2002

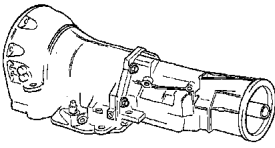
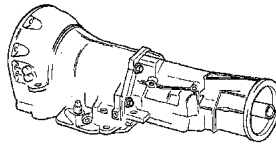


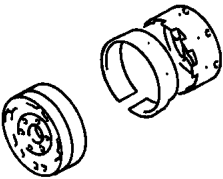
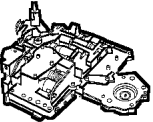
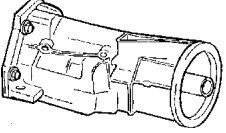

Group – 42RE

Automatic Transmission 4 Speed



GROUP 42RE - Automatic Transmission 4 Speed

Illustration Title	Group-Fig. No.
Transmission Assembly	
Transmission 42RE [DGK]	Fig. 42RE-110
Case and Extension	
Case and Related Parts 42RE [DGK]	Fig. 42RE-210
Case Rear 42RE [DGK]	Fig. 42RE-220
Oil Pump	
Oil Pump 42RE [DGK]	Fig. 42RE-310
Gear Train	
Gear Train 42RE [DGK]	Fig. 42RE-410
Gear Train and Intermediate Shaft 42RE [DGK]	Fig. 42RE-420
Output Shaft 42RE [DGK]	Fig. 42RE-430
Bands, Reverse and Kickdown	
Bands 42RE [DGK]	Fig. 42RE-510
Valve Body	
Valve Body 42RE [DGK]	Fig. 42RE-710
Servos 42RE (DGK)	Fig. 42RE-720
Parking Sprag 42RE [DGK]	Fig. 42RE-730
Overdrive Gear Train	
Overdrive Gear Train 42RE [DGK]	Fig. 42RE-1010
Gearshift Controls	
Gearshift Controls 42RE [DGK]	Fig. 42RE-1210

42RE-100 Transmission Assembly 	42RE-200 Case and Extension 	42RE-300 Oil Pump 	42RE-400 Gear Train 
42RE-500 Bands, Reverse and Kickdown 	42RE-700 Valve Body 	42RE-1000 Overdrive Gear Train 	42RE-1200 Gearshift Controls 

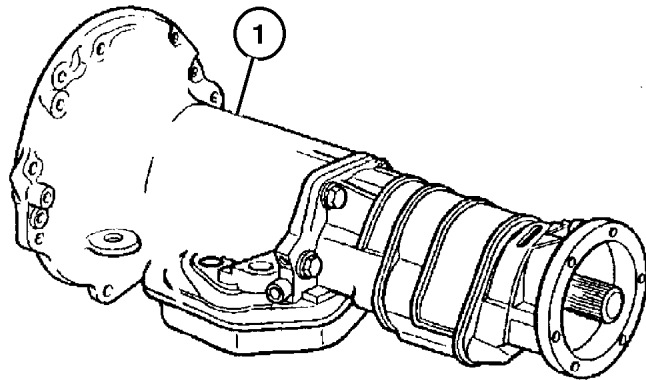
Transmission 42RE [DGK]
Figure 42RE-110

ITEM	PART NUMBER	QTY	LINE	SERIES	BODY	ENGINE	TRANS	DESCRIPTION
------	-------------	-----	------	--------	------	--------	-------	-------------

NOTES: Sales Codes

[DGK] = 42RE 4 Speed Automatic Transmission

1								TRANSMISSION PACKAGE
	5015 273AA	1	T				DGK	
	5015 274AA	1	J				DGK	
-2								OVERDRIVE
	5211 8782	1	T				DGK	
	52118 783AB	1	J				DGK	



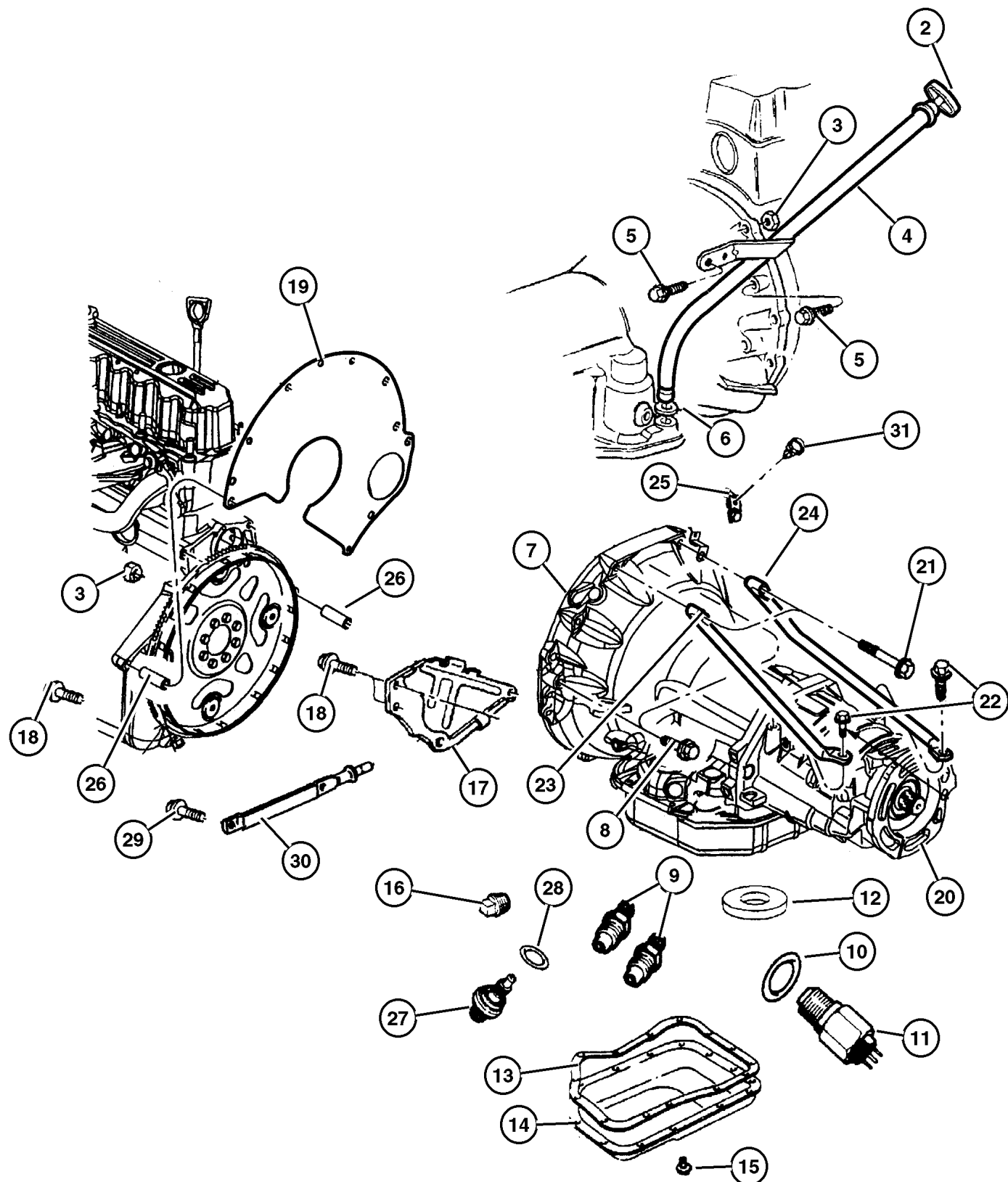
JEEP GRAND CHEROKEE (WJ)

SERIES	LINE	BODY	ENGINE	TRANSMISSION
H = Laredo	J = 4WD	74 = 4 Door	ER0, ERH = 4.0L, Power Tech	DGK = 4 Speed Autm, 42RE
P = Limited	T = 2WD		EV0, EVA = 4.7L, Power Tech	DGQ = 5 Speed Automatic 5-45RFE
				DG0 = All Automatic Transm

AR = Use as required - = Non illustrated part # = New this model year

July 17, 2002

**Case and Related Parts 42RE [DGK]
Figure 42RE-210**



ITEM	PART NUMBER	QTY	LINE	SERIES	BODY	ENGINE	TRANS	DESCRIPTION
NOTES: Sales Codes								
[DGK] = 42RE 4 Speed Automatic Transmission								
[DG0] = All Automatic Transmission								
[ER0] = All 4.0L Gas Engines								
-1								SEAL AND GASKET PACKAGE, Transmission
	4863 907AD	1	T				DGK	
		1	J				DGK	
2	#52118 641AC	1				ER0	DG0	INDICATOR, Transmission Fluid Level
3	J021 9422	1					DGK	NUT, Hex
4	5210 4247	1					DGK	TUBE, Transmission Oil Filler
5	0153 371	1					DGK	BOLT, Hex Head, .375-16x2.25
6	52118 629AB	1					DG0	SEAL, Oil Filler Tube
7								CASE, Transmission
	5211 8291	1	T				DGK	
		1	J				DGK	
8	J400 4370	2					DGK	BOLT AND WASHER, Hex Head, .437- 14x2.75
9								NUT, Inverted Flare, .62-18
	6033 879	2	T				DGK	
		2	J				DGK	
10								WASHER, Switch
	2408 143	1	T				DGK	
		1	J				DGK	
11								SWITCH, Neutral, Safety, Back Up
	3747 361	1	T				DGK	
		1	J				DGK	
12								MAGNET, Transmission
	3681 601	1	T				DGK	
		1	J				DGK	
13								GASKET, Oil Pan
	4295 875	1	T				DGK	
		1	J				DGK	
14								PAN, Transmission Oil
	52118 779AB	1	T				DGK	
		1	J				DGK	
15								SCREW
	6036 330AA	14	T				DGK	
		14	J				DGK	
16								PLUG, Pressure Check
	6028 095	1	T				DGK	
		1	J				DGK	
17	52118 136AB	1					DGK	COVER, Converter

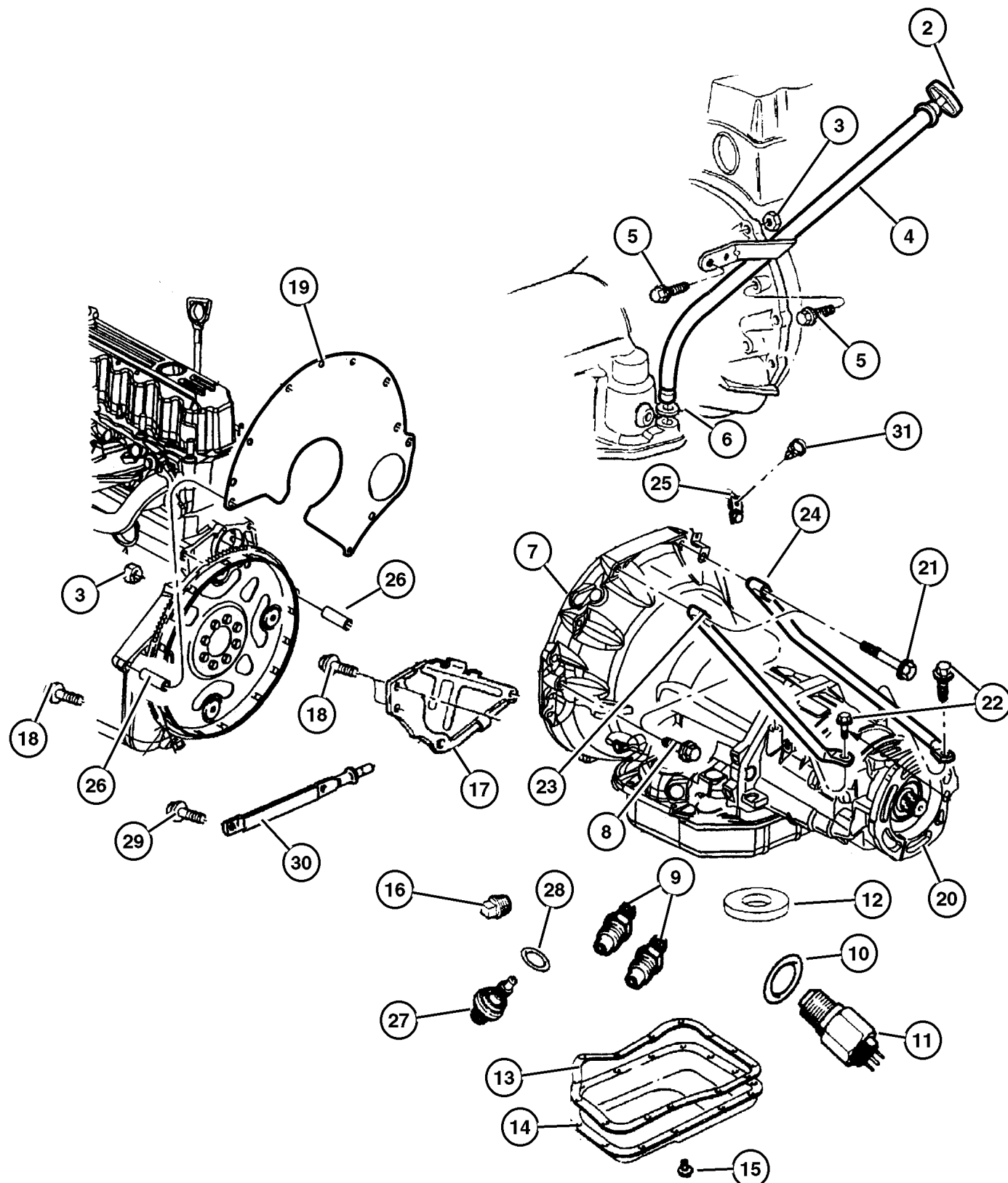
JEEP GRAND CHEROKEE (WJ)

SERIES	LINE	BODY	ENGINE	TRANSMISSION
H = Laredo	J = 4WD	74 = 4 Door	ER0, ERH = 4.0L, Power Tech	DGK = 4 Speed Autm, 42RE
P = Limited	T = 2WD		EV0, EVA = 4.7L, Power Tech	DGQ = 5 Speed Automatic 5-45RFE
				DG0 = All Automatic Transm

AR = Use as required - = Non illustrated part # = New this model year

July 17, 2002

Case and Related Parts 42RE [DGK]
Figure 42RE-210



ITEM	PART NUMBER	QTY	LINE	SERIES	BODY	ENGINE	TRANS	DESCRIPTION
18	4723 548	12	T				DGK	SCREW AND WASHER, Hex Head, .312-18x.625
19	J323 7847	1				ER0	DG0	SPACER, Clutch Housing
20	5012 428AA	1	J				DGK	ADAPTER, Transfer Case
21	6034 242	2	J			ER0	DG0	SCREW AND WASHER
22	6027 865	2	J			ER0	DG0	SCREW, .375-16x1.375
23	5210 4201	1	J			ER0	DG0	BRACE, Bending Transmission, Top Left
24	5210 4200	1	J			ER0	DG0	BRACE, Bending Transmission, Top Right
25	5209 8522	1	J			ER0		BRACKET, Tube
26	J400 5148	2				ER0		DOWEL, Transmission
27								SENSOR, Transmission Output Speed
	4412 879	1	T				DGK	
		1	J				DGK	
28								O RING, Trans Speed Sensor
	6501 701	1	T				DGK	
		1	J				DGK	
29	6034 498	2	J			ER0	DG0	SCREW AND WASHER, Hex Head, .312-18x1.25
30	52104 250AA	1	J			ER0	DG0	BRACE, Bell Housing
31								CLIP
	5211 8181	1	T				DGK	
		1	J				DGK	

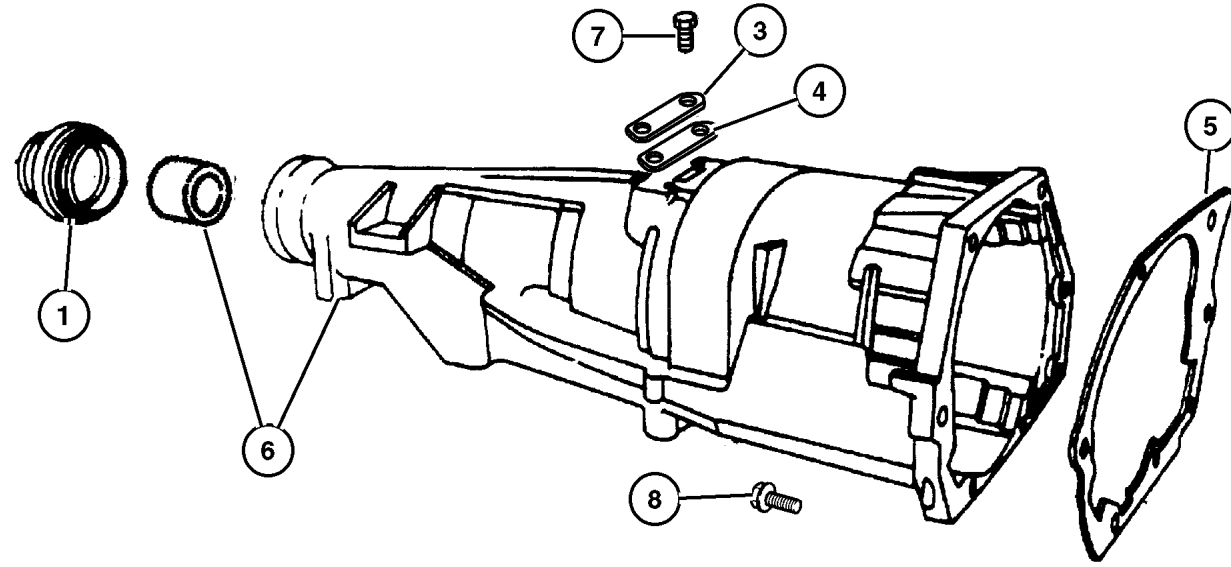
JEEP GRAND CHEROKEE (WJ)

SERIES	LINE	BODY	ENGINE	TRANSMISSION
H = Laredo	J = 4WD	74 = 4 Door	ER0, ERH = 4.0L, Power Tech	DGK = 4 Speed Autm, 42RE
P = Limited	T = 2WD		EV0, EVA = 4.7L, Power Tech	DGQ = 5 Speed Automatic 5-45RFE
				DG0 = All Automatic Transm

AR = Use as required - = Non illustrated part # = New this model year

July 17, 2002

Case Rear 42RE [DGK]
Figure 42RE-220



ITEM	PART NUMBER	QTY	LINE	SERIES	BODY	ENGINE	TRANS	DESCRIPTION
NOES: Sales Codes								
[DGK] = 42RE 4 Speed Automatic Transmission								
1	4531 216AB	1	T				DGK	SEAL, Extension Yoke
-2	#4269 956AB	1	J				DGK	SEAL, Adapter
3								COVER, Transmission Converter
	2466 957	1	T				DGK	
		1	J				DGK	
4								GASKET, Transmission
	2801 398	1	T				DGK	
		1	J				DGK	
5								GASKET, Overdrive Piston Retainer
	4471 564	1	T				DGK	
		1	J				DGK	
6	5003 231AA	1	T				DGK	CASE, Transmission Rear
7								SCREW, (NOT SERVICED) (Not Serviced)
8								SCREW, Hex Flange Head, .375-16x1.38
	6036 046AA	7	T				DGK	
		7	J				DGK	

JEEP GRAND CHEROKEE (WJ)

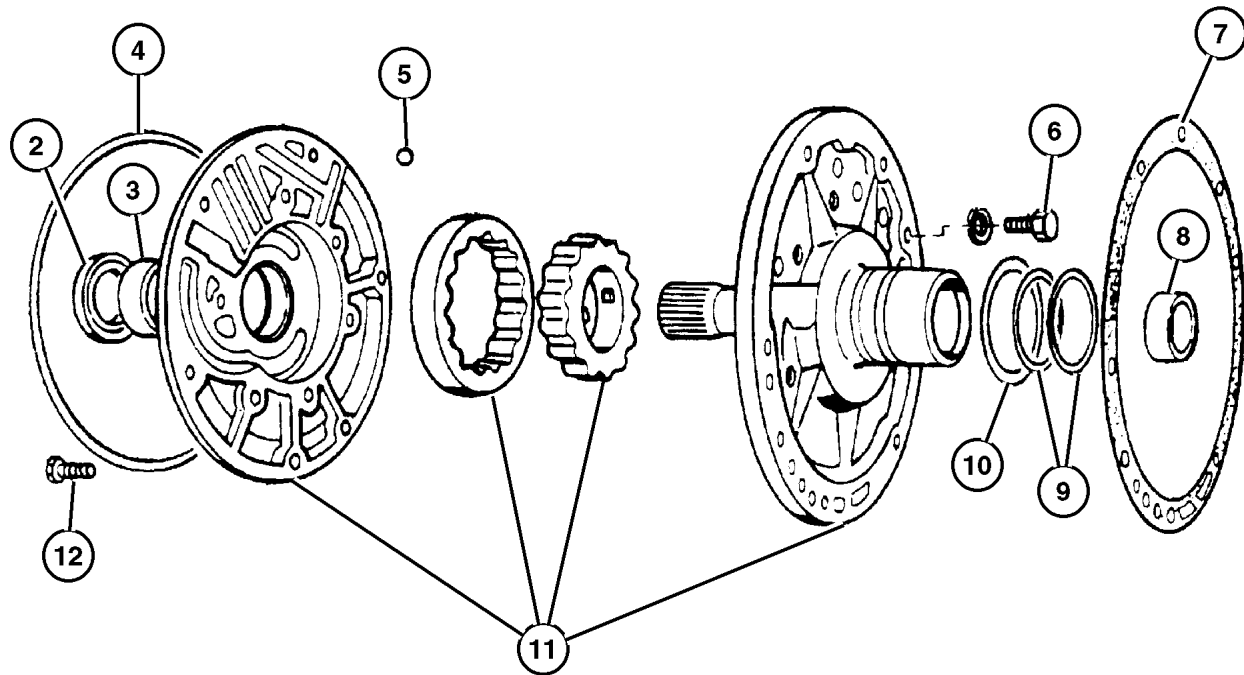
SERIES	LINE	BODY	ENGINE	TRANSMISSION
H = Laredo	J = 4WD	74 = 4 Door	ER0, ERH = 4.0L, Power Tech	DGK = 4 Speed Autm, 42RE
P = Limited	T = 2WD		EV0, EVA = 4.7L, Power Tech	DGQ = 5 Speed Automatic 5-45RFE
				DG0 = All Automatic Transm

AR = Use as required - = Non illustrated part # = New this model year

July 17, 2002

**Oil Pump 42RE [DGK]
Figure 42RE-310**

ITEM	PART NUMBER	QTY	LINE	SERIES	BODY	ENGINE	TRANS	DESCRIPTION
NOTES: Sales Codes								
[DGK] = 42RE 4 Speed Automatic Transmission								
								GASKET AND SEAL PACKAGE, Transmission Oil Pump
	4713 108AB	1	T				DGK	
		1	J				DGK	
2	4412 475	1	T				DGK	SEAL, Impeller Hub, 57.25mm OD
		1	J				DGK	
3	2466 796	1	T				DGK	BUSHING, Front Pump
		1	J				DGK	
4								SEAL, Front Pump Housing
	2204 709	1	T				DGK	
		1	J				DGK	
5	0104 918	1	T				DGK	BALL, Valve Body Check
		1	J				DGK	
6	0179 815	6	T				DGK	SCREW, Hex Head, .312-18x.687
		6	J				DGK	
7	5211 8266	1	T				DGK	GASKET, Transmission Oil Pump
		1	J				DGK	
8	4058 635	1	T				DGK	BUSHING, Reaction Shaft
		1	J				DGK	
9								SEAL, Ring Reaction Support, 2 1/16 O.D.
	4471 874	2	T				DGK	
		2	J				DGK	
10	4617 786	1	T				DGK	THRUST WASHER, Front Clutch
		1	J				DGK	
11	4778 552AB	1	T				DGK	PUMP, Transmission Oil
		1	J				DGK	
12								SCREW AND WASHER, Hex Flange Head, .312-18x1.375
	6023 943	6	T				DGK	
		6	J				DGK	



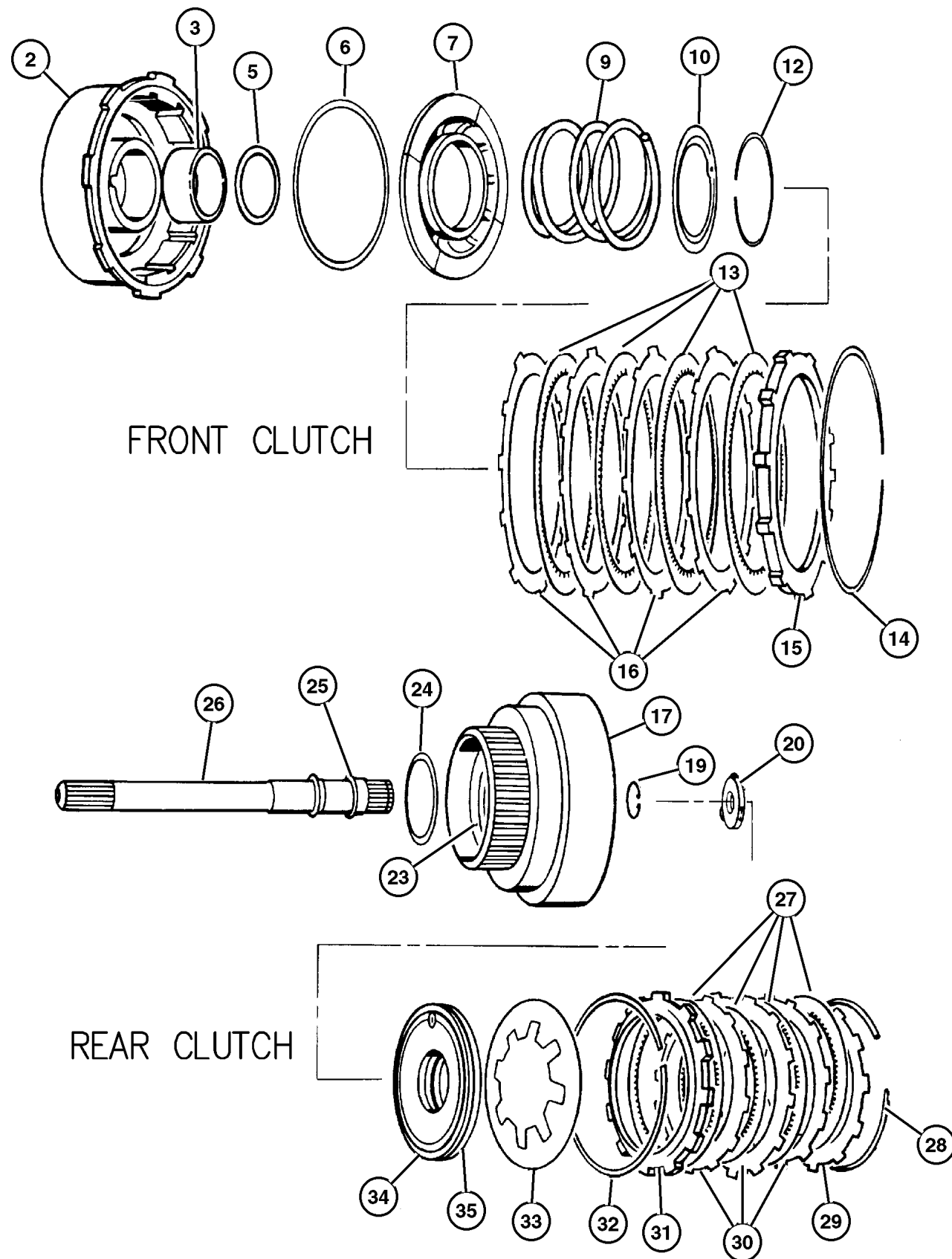
JEEP GRAND CHEROKEE (WJ)

SERIES	LINE	BODY	ENGINE	TRANSMISSION
H = Laredo	J = 4WD	74 = 4 Door	ER0, ERH = 4.0L, Power Tech	DGK = 4 Speed Autm, 42RE
P = Limited	T = 2WD		EV0, EVA = 4.7L, Power Tech	DGQ = 5 Speed Automatic 5-45RFE DG0 = All Automatic Transm

AR = Use as required - = Non illustrated part # = New this model year

July 17, 2002

**Gear Train 42RE [DGK]
Figure 42RE-410**



ITEM	PART NUMBER	QTY	LINE	SERIES	BODY	ENGINE	TRANS	DESCRIPTION
NOTES: Sales Codes								
[DGK] = 42RE Automatic Transmission								
-1								SEAL PACKAGE, Transmission Clutch
	5252 926AB	1	T				DGK	
		1	J				DGK	
2								RETAINER AND BUSHING, Transmission Front Clutch
	4531 285AB	1	T				DGK	
		1	J				DGK	
3								BUSHING, Front Clutch
	4617 157	1	T				DGK	
		1	J				DGK	
-4								BUSHING, Rear Clutch
	4617 159	1	T				DGK	
		1	J				DGK	
5								SEAL, Front Clutch Piston
	3515 176	1	T				DGK	
		1	J				DGK	
6								SEAL, Front Piston Clutch
	4058 487AB	1	T				DGK	
		1	J				DGK	
7								PISTON, Clutch
	4617 154AB	1	T				DGK	
		1	J				DGK	
-8								CHECK BALL, Dia-.187
	0147 483	1	T				DGK	
		1	J				DGK	
9								SPRING, Front Clutch
	3515 054	1	T				DGK	
		1	J				DGK	
10								RETAINER, Transmission Front Clutch Piston Spring
	4617 516AC	1	T				DGK	
		1	J				DGK	
-11								CHECK BALL, Dia-.187
	0147 483	1	T				DGK	
		1	J				DGK	
12								SNAP RING
	3410 571	1	T				DGK	
		1	J				DGK	
13								DISC, Direct Clutch
	4617 362	4	T				DGK	
		4	J				DGK	
14								SNAP RING

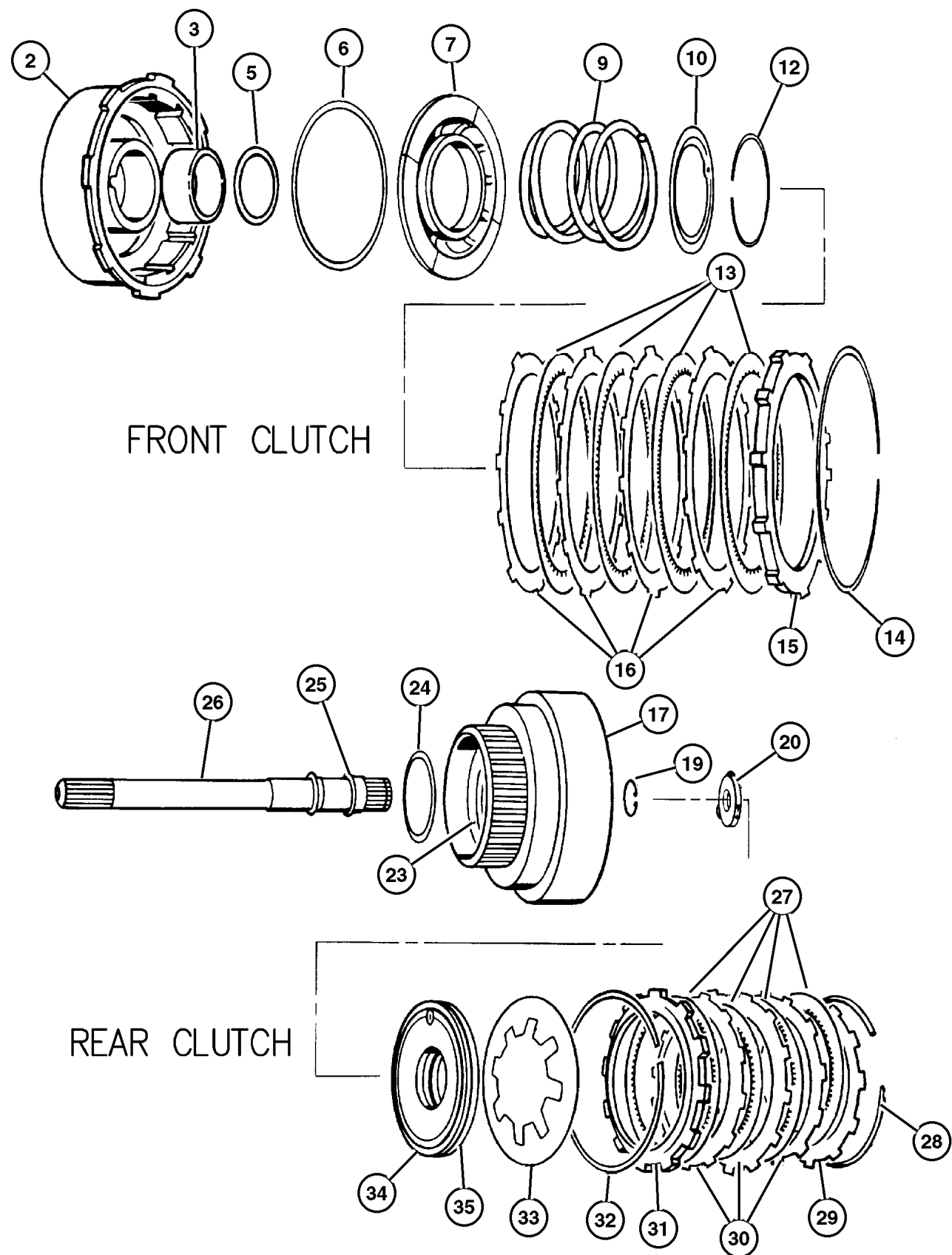
JEEP GRAND CHEROKEE (WJ)

SERIES	LINE	BODY	ENGINE	TRANSMISSION
H = Laredo	J = 4WD	74 = 4 Door	ER0, ERH = 4.0L, Power Tech	DGK = 4 Speed Autm, 42RE
P = Limited	T = 2WD		EV0, EVA = 4.7L, Power Tech	DGQ = 5 Speed Automatic 5-45RFE
				DG0 = All Automatic Transm

AR = Use as required - = Non illustrated part # = New this model year

July 17, 2002

**Gear Train 42RE [DGK]
Figure 42RE-410**



ITEM	PART NUMBER	QTY	LINE	SERIES	BODY	ENGINE	TRANS	DESCRIPTION
	3410 571	1	T				DGK	
		1	J				DGK	
15	4617 176AB	1	T				DGK	PLATE, Transmission Clutch Reaction
		1	J				DGK	
16	1942 403AB	3	T				DGK	PLATE, Clutch Separator
		3	J				DGK	
17								RETAINER, Transmission Rear Clutch
	4505 199	1	T				DGK	
	2464 463	1	J				DGK	
-18	0147 483	1	T				DGK	CHECK BALL, Dia-.187
		1	J				DGK	
19	6022 859	1	T				DGK	SNAP RING, .890625
		1	J				DGK	
20								THRUST WASHER, Output Shaft, Gray .052
	4505 185	1	T				DGK	
		1	J				DGK	
-21								THRUST WASHER, Output Shaft, Red .068
	4505 186	1	T				DGK	
		1	J				DGK	
-22								THRUST WASHER, Output Shaft, Green .083
	4505 187	1	T				DGK	
		1	J				DGK	
23								SEAL, Rear Clutch Retainer
	4617 063	1	T				DGK	
		1	J				DGK	
24								THRUST WASHER, Front Clutch
	4617 786	1	T				DGK	
		1	J				DGK	
25								SEAL, Input Shaft
	1401 221AB	1	T				DGK	
		1	J				DGK	
26								INPUT SHAFT, Transmission
	4505 189	1	T				DGK	
		1	J				DGK	
27								DISC, Clutch
	4713 880	4	T				DGK	

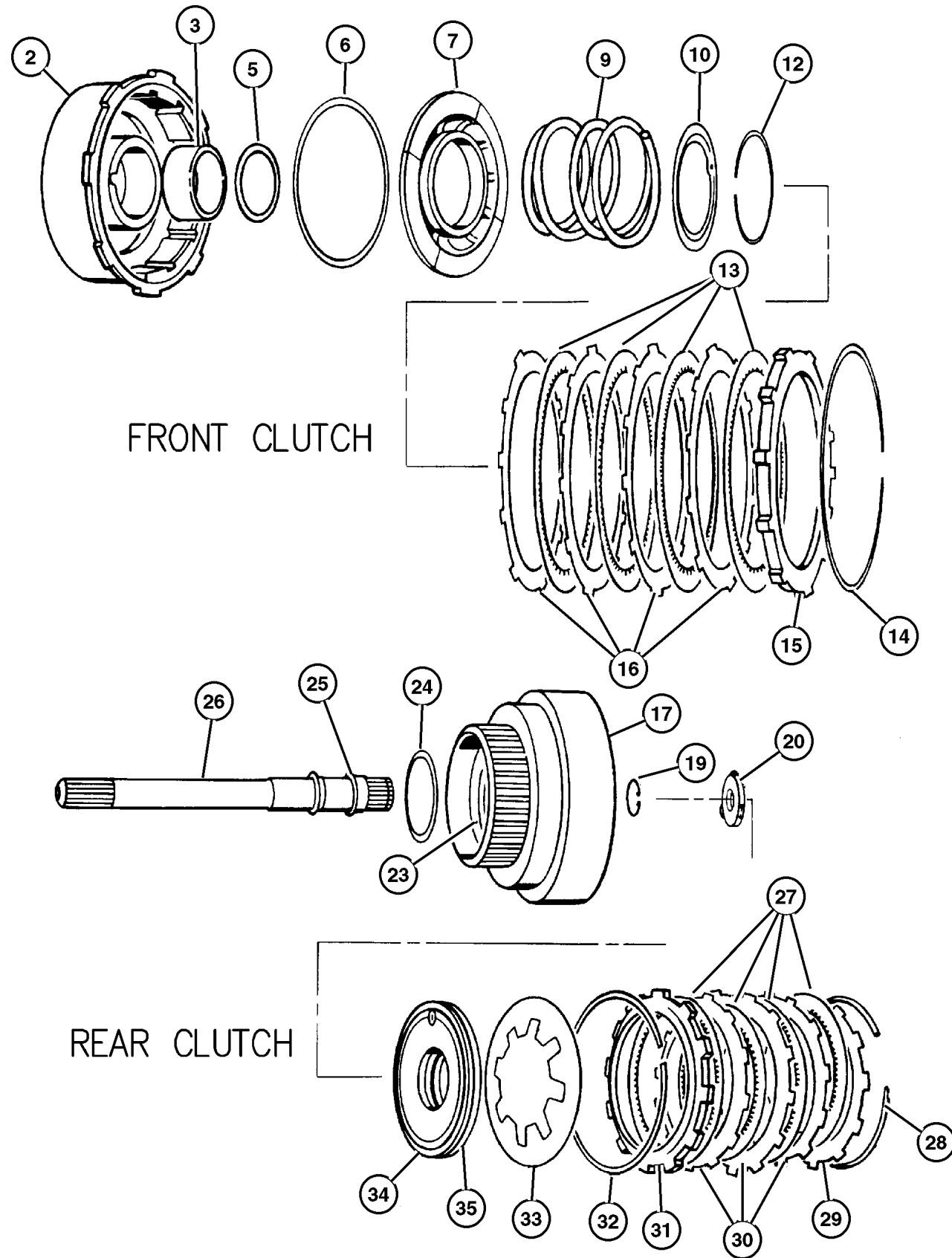
JEEP GRAND CHEROKEE (WJ)

SERIES	LINE	BODY	ENGINE	TRANSMISSION
H = Laredo	J = 4WD	74 = 4 Door	ER0, ERH = 4.0L, Power Tech	DGK = 4 Speed Autm, 42RE
P = Limited	T = 2WD		EV0, EVA = 4.7L, Power Tech	DGQ = 5 Speed Automatic
				5-45RFE
				DG0 = All Automatic Transm

AR = Use as required - = Non illustrated part # = New this model year

July 17, 2002

**Gear Train 42RE [DGK]
Figure 42RE-410**



ITEM	PART NUMBER	QTY	LINE	SERIES	BODY	ENGINE	TRANS	DESCRIPTION
		4	J				DGK	
28	4130 761	1	T				DGK	SNAP RING
		1	J				DGK	
29	4617 176AB	1	T				DGK	PLATE, Transmission Clutch Reaction
		1	J				DGK	
30	1942 403AB	3	T				DGK	PLATE, Clutch Separator
		3	J				DGK	
31	2466 281	1	T				DGK	PLATE, Clutch Pressure
		1	J				DGK	
32	2466 283	1	T				DGK	SPRING, Rear Clutch
		1	J				DGK	
33	4728 487	1	T				DGK	SPRING, Rear Clutch Piston
		1	J				DGK	
34	2538 695	1	T				DGK	SEAL, Rear Clutch Piston
		1	J				DGK	
35	4617 154AB	1	T				DGK	PISTON, Clutch
		1	J				DGK	

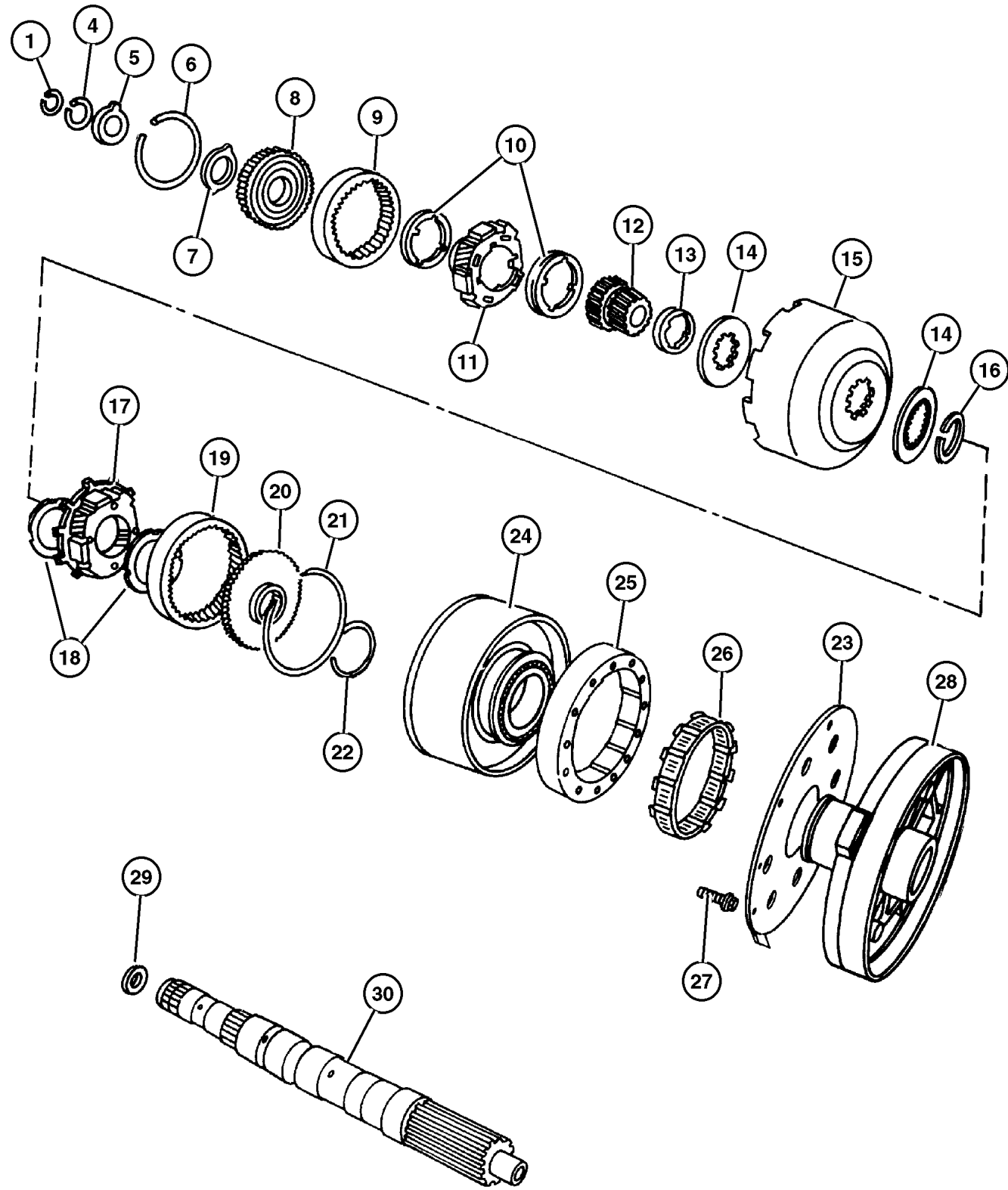
JEEP GRAND CHEROKEE (WJ)

SERIES	LINE	BODY	ENGINE	TRANSMISSION
H = Laredo	J = 4WD	74 = 4 Door	ER0, ERH = 4.0L, Power Tech	DGK = 4 Speed Autm, 42RE
P = Limited	T = 2WD		EV0, EVA = 4.7L, Power Tech	DGQ = 5 Speed Automatic 5-45RFE
				DG0 = All Automatic Transm

AR = Use as required - = Non illustrated part # = New this model year

July 17, 2002

**Gear Train and Intermediate Shaft 42RE [DGK]
Figure 42RE-420**



ITEM	PART NUMBER	QTY	LINE	SERIES	BODY	ENGINE	TRANS	DESCRIPTION
NOTES: Sales Codes								
[DGK] = 42RE4 Speed Automatic Transmission								
1	6026 289	1	T				DGK	SNAP RING, .946 ID
		1	J				DGK	
-2	6030 938	1	T				DGK	SNAP RING
		1	J				DGK	
-3	6030 404	1	T				DGK	SNAP RING, Output Shaft, 1.029 OD
		1	J				DGK	
4	6030 576	1	T				DGK	SNAP RING, Annulus Gear, 1.375 ID
		1	J				DGK	
5	3681 969	1	T				DGK	THRUST WASHER, Annulus Gear
		1	J				DGK	
6	6030 938	1	T				DGK	SNAP RING
		1	J				DGK	
7	4617 775	1	T				DGK	PLATE, Annulus Gear Thrust
		1	J				DGK	
8	4617 774	1	T				DGK	SUPPORT, Annulus Gear
	2892 477	1	J				DGK	
9	4130 512	1	T				DGK	GEAR, Front Annulus
		1	J				DGK	
10	4130 518	2	T				DGK	THRUST WASHER, Planetary Carrier
		2	J				DGK	
11	4130 514	1	T				DGK	CARRIER, Planetary Pinion
		1	J				DGK	
12	4130 685	1	T				DGK	GEAR, Sun
		1	J				DGK	
13	4130 736	1	T				DGK	SPACER, Sun Gear
		1	J				DGK	
14	4471 566	2	T				DGK	PLATE, Transmission Module

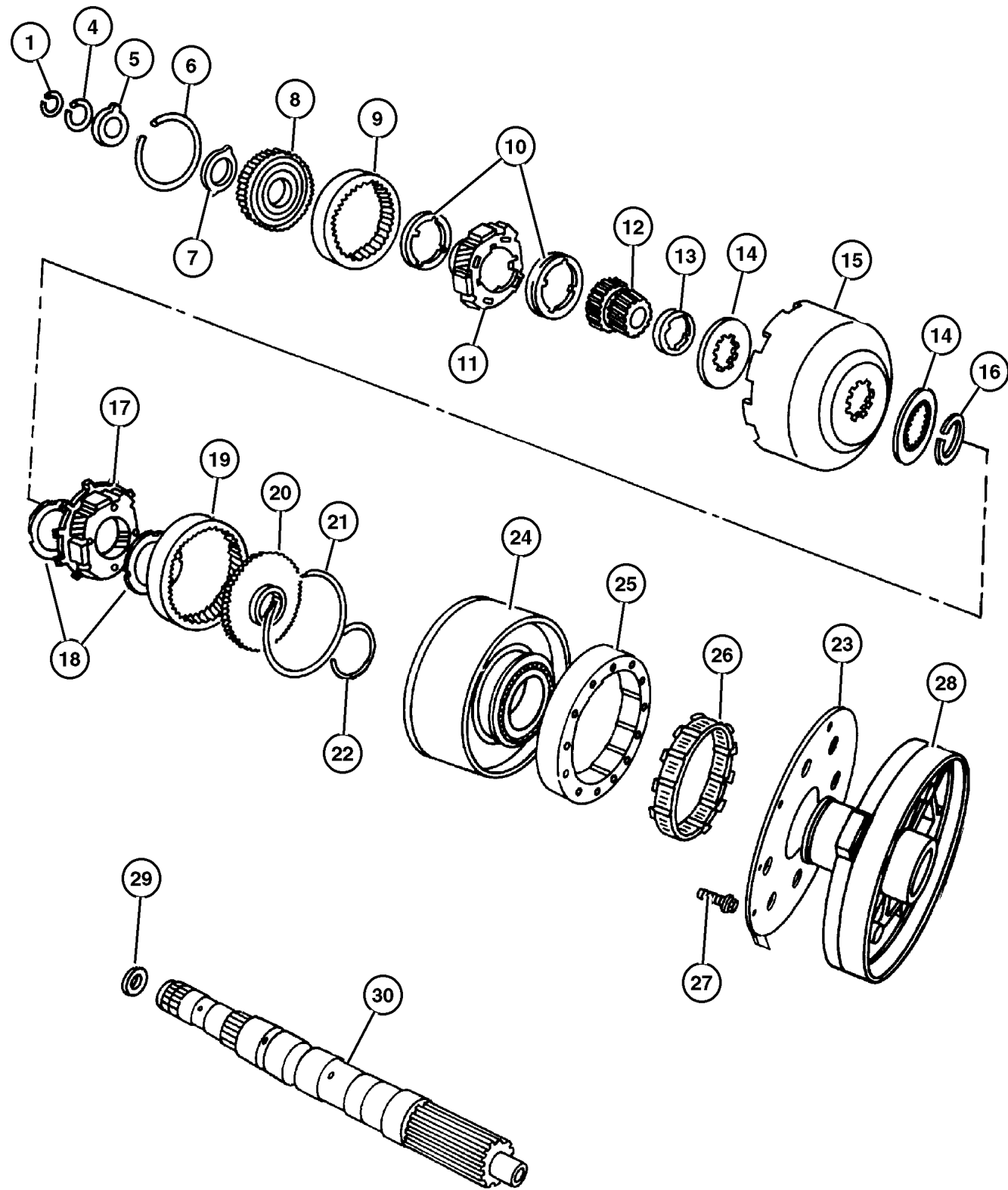
JEEP GRAND CHEROKEE (WJ)

SERIES	LINE	BODY	ENGINE	TRANSMISSION
H = Laredo	J = 4WD	74 = 4 Door	ER0, ERH = 4.0L, Power Tech	DGK = 4 Speed Autm, 42RE
P = Limited	T = 2WD		EV0, EVA = 4.7L, Power Tech	DGQ = 5 Speed Automatic 5-45RFE
				DG0 = All Automatic Transm

AR = Use as required - = Non illustrated part # = New this model year

July 17, 2002

**Gear Train and Intermediate Shaft 42RE [DGK]
Figure 42RE-420**



ITEM	PART NUMBER	QTY	LINE	SERIES	BODY	ENGINE	TRANS	DESCRIPTION
		2	J				DGK	
15	4531 288	1	T				DGK	SHELL, Sun Gear
		1	J				DGK	
16	1942 439	1	T				DGK	SNAP RING, Sun Gear Shell
		1	J				DGK	
17	4431 438	1	T				DGK	CARRIER, Planetary Pinion
		1	J				DGK	
18	3681 935	1	T				DGK	THRUST WASHER, Planetary Carrier
		1	J				DGK	
19	3743 184	1	T				DGK	GEAR, Rear Annulus
		1	J				DGK	
20	3515 501	1	T				DGK	SUPPORT, Annulus Gear
		1	J				DGK	
21	1942 444	1	T				DGK	SNAP RING
		1	J				DGK	
22	6033 480	1	T				DGK	SNAP RING, Reverse Drum
		1	J				DGK	
23	4471 564	1	T				DGK	GASKET, Overdrive Piston Retainer
		1	J				DGK	
24	4637 956	1	T				DGK	DRUM PACKAGE, Transmission
		1	J				DGK	
25	4431 690	1	T				DGK	CAM, Overrunning Clutch
		1	J				DGK	
26	4431 432	1	T				DGK	CLUTCH, Overrunning
		1	J				DGK	
27	6033 616	5	T				DGK	SCREW, Hex Flange Head, .25-28x.875
		5	J				DGK	
28	4617 246	1	T				DGK	RETAINER, Transmission Overdrive Clutch Piston

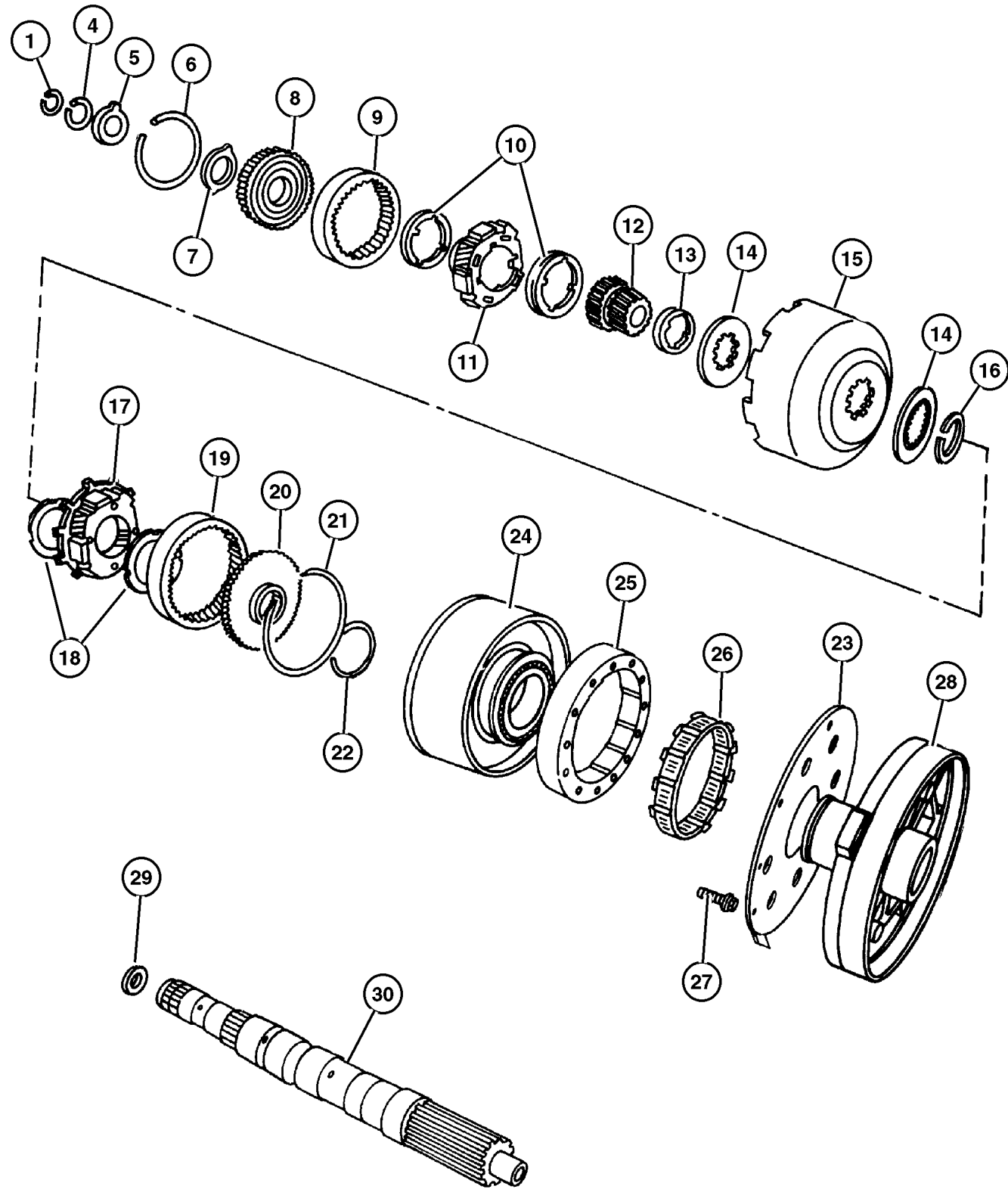
JEEP GRAND CHEROKEE (WJ)

SERIES	LINE	BODY	ENGINE	TRANSMISSION
H = Laredo	J = 4WD	74 = 4 Door	ER0, ERH = 4.0L, Power Tech	DGK = 4 Speed Autm, 42RE
P = Limited	T = 2WD		EV0, EVA = 4.7L, Power Tech	DGQ = 5 Speed Automatic 5-45RFE
				DG0 = All Automatic Transm

AR = Use as required - = Non illustrated part # = New this model year

July 17, 2002

**Gear Train and Intermediate Shaft 42RE [DGK]
Figure 42RE-420**



ITEM	PART NUMBER	QTY	LINE	SERIES	BODY	ENGINE	TRANS	DESCRIPTION
		1	J				DGK	
29	4471 566	2	T				DGK	PLATE, Transmission Module
		2	J				DGK	
30	4617 604	1	T				DGK	INTERMEDIATE SHAFT, Transmission
		1	J				DGK	

JEEP GRAND CHEROKEE (WJ)

SERIES	LINE	BODY	ENGINE	TRANSMISSION
H = Laredo	J = 4WD	74 = 4 Door	ER0, ERH = 4.0L, Power Tech	DGK = 4 Speed Autm, 42RE
P = Limited	T = 2WD		EV0, EVA = 4.7L, Power Tech	DGQ = 5 Speed Automatic 5-45RFE
				DG0 = All Automatic Transm

AR = Use as required - = Non illustrated part # = New this model year

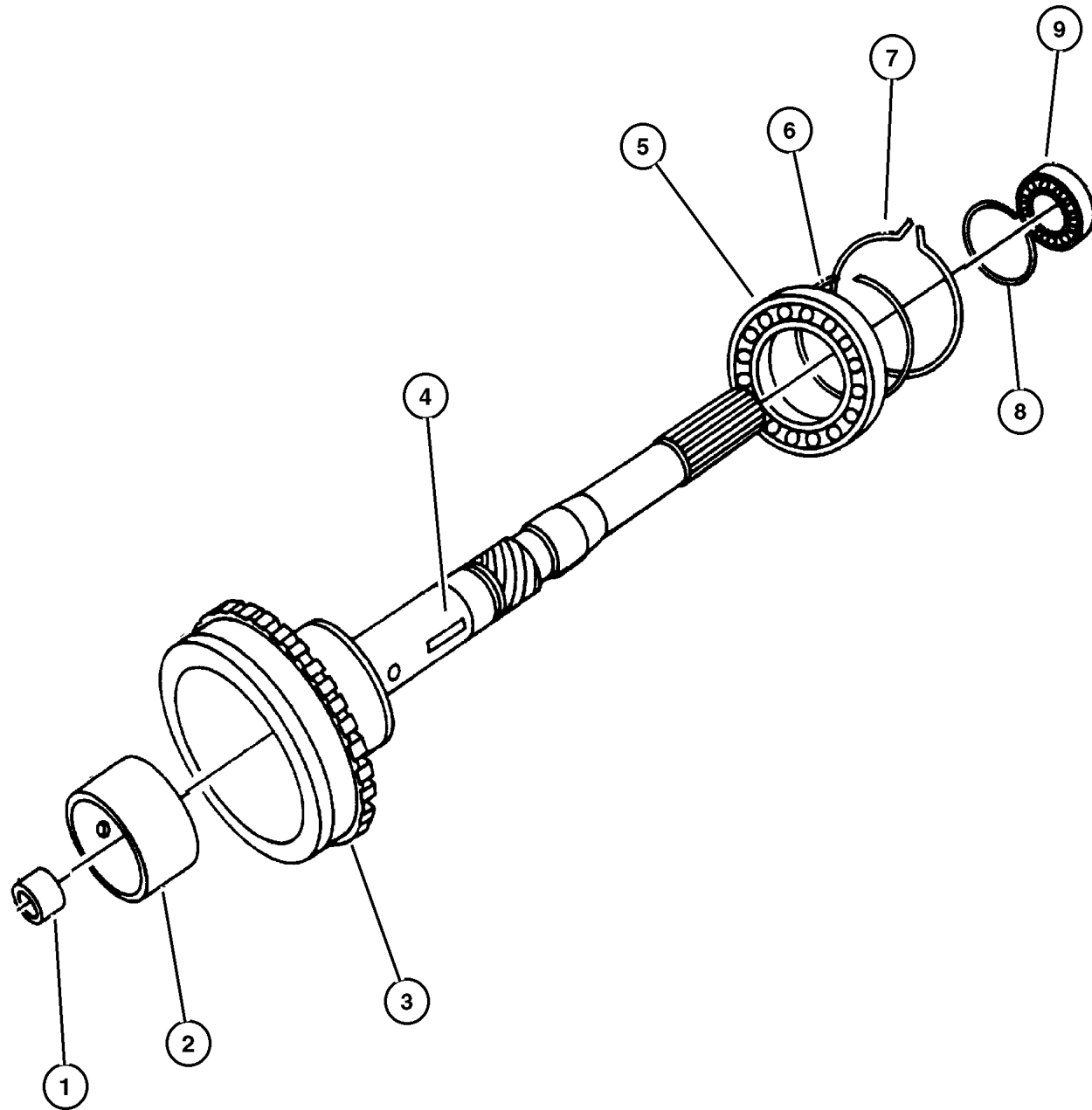
July 17, 2002

Output Shaft 42RE [DGK]
Figure 42RE-430

ITEM	PART NUMBER	QTY	LINE	SERIES	BODY	ENGINE	TRANS	DESCRIPTION
------	-------------	-----	------	--------	------	--------	-------	-------------

NOTES: Sales Codes
[DGK] = 42RE 4 Speed Automatic Transmission

1								BUSHING, (NOT SERVICED) (Not Serviced)
2								BUSHING, (NOT SERVICED) (Not Serviced)
3								SHAFT, Output
	5003 232AA	1	T				DGK	
	4798 536	1	J				DGK	
4								KEY, Shaft, (NOT SERVICED) (Not Serviced)
5								BEARING, Output Shaft
	4461 008	1	T				DGK	
		1	J				DGK	
6								SNAP RING, .946 ID
	6026 289	1	T				DGK	
		1	J				DGK	
7								SNAP RING, Output Shaft, 1.029 OD
	6030 404	1	T				DGK	
		1	J				DGK	
8								SNAP RING
	6030 938	1	T				DGK	
		1	J				DGK	
9								BEARING, Output Shaft
	4461 008	1	T				DGK	
		1	J				DGK	



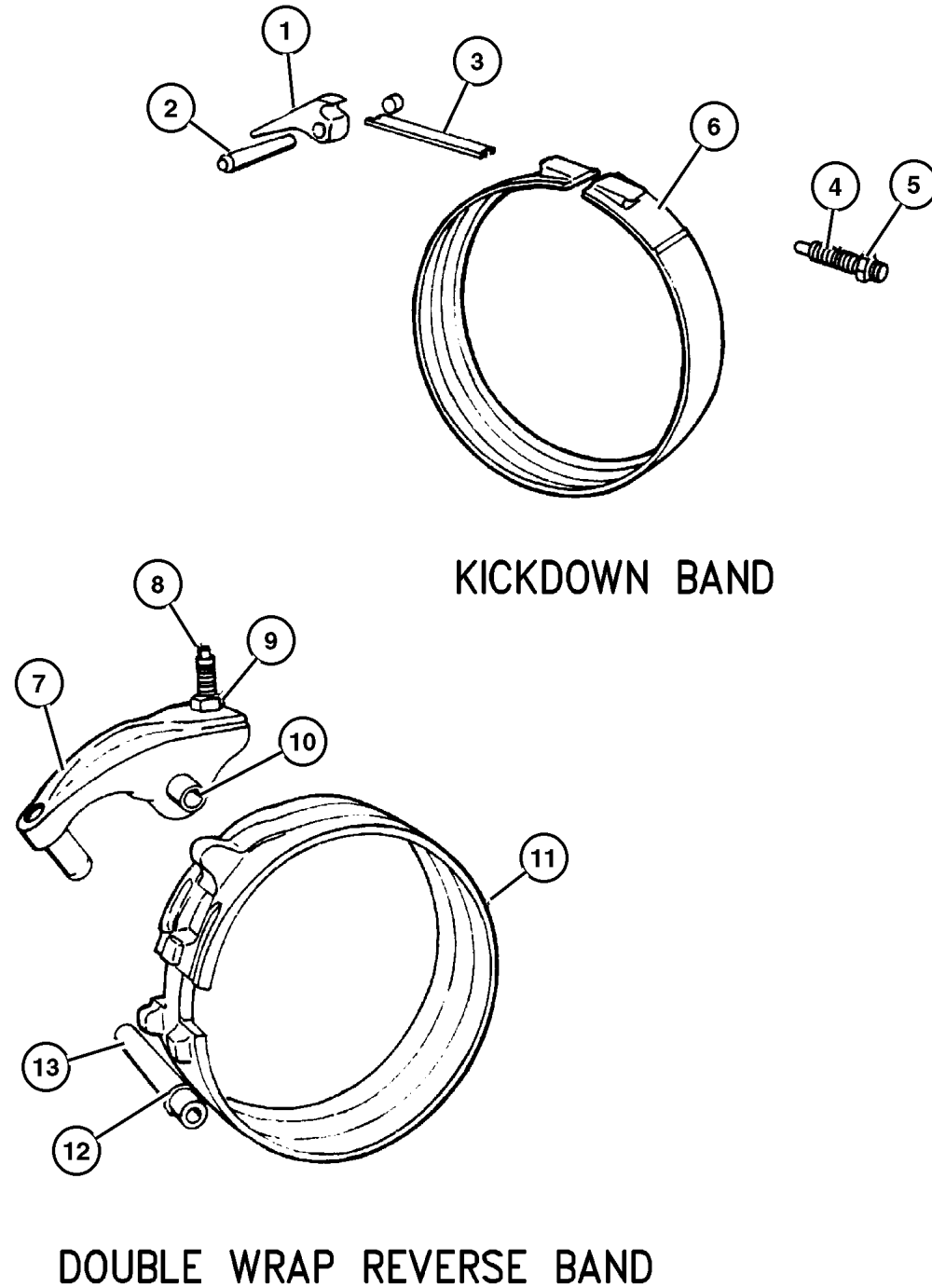
JEEP GRAND CHEROKEE (WJ)

SERIES	LINE	BODY	ENGINE	TRANSMISSION
H = Laredo	J = 4WD	74 = 4 Door	ER0, ERH = 4.0L, Power Tech	DGK = 4 Speed Autm, 42RE
P = Limited	T = 2WD		EV0, EVA = 4.7L, Power Tech	DGQ = 5 Speed Automatic 5-45RFE
				DG0 = All Automatic Transm

AR = Use as required - = Non illustrated part # = New this model year

July 17, 2002

**Bands 42RE [DGK]
Figure 42RE-510**



ITEM	PART NUMBER	QTY	LINE	SERIES	BODY	ENGINE	TRANS	DESCRIPTION
NOTS: Sales Codes								
[DGK] = 42RE 4 Speed Automatic Transmission								
1	5211 8264	1	T				DGK	LEVER, Kickdown
		1	J				DGK	
2	4531 181	1	T				DGK	SHAFT, Band Lever
		1	J				DGK	
3	3515 084	1	T				DGK	STRUT, Kickdown Band
		1	J				DGK	
4	6036 141AA	1	T				DGK	SCREW
		1	J				DGK	
5	0124 934	1	T				DGK	NUT, Hex Jam, .50-20
		1	J				DGK	
6	4617 849	1	T				DGK	BAND, Kickdown
		1	J				DGK	
7	4202 764AB	1	T				DGK	LEVER, Reverse Band
		1	J				DGK	
8	2538 472	1	T				DGK	SCREW, Trans Reverse Band Adjusting, .375-24-1.88
		1	J				DGK	
9	0114 942	1	T				DGK	NUT, Hex, .375-24
		1	J				DGK	
10	3410 102	1	T				DGK	SHAFT, Reverse Band
		1	J				DGK	
11	4431 406	1	T				DGK	BAND, Reverse
		1	J				DGK	
12	6030 657	1	T				DGK	O RING, Steering Gear
		1	J				DGK	
13	3410 102	1	T				DGK	SHAFT, Reverse Band
		1	J				DGK	

JEEP GRAND CHEROKEE (WJ)

SERIES	LINE	BODY	ENGINE	TRANSMISSION
H = Laredo	J = 4WD	74 = 4 Door	ER0, ERH = 4.0L, Power Tech	DGK = 4 Speed Autm, 42RE
P = Limited	T = 2WD		EV0, EVA = 4.7L, Power Tech	DGQ = 5 Speed Automatic 5-45RFE
				DG0 = All Automatic Transm

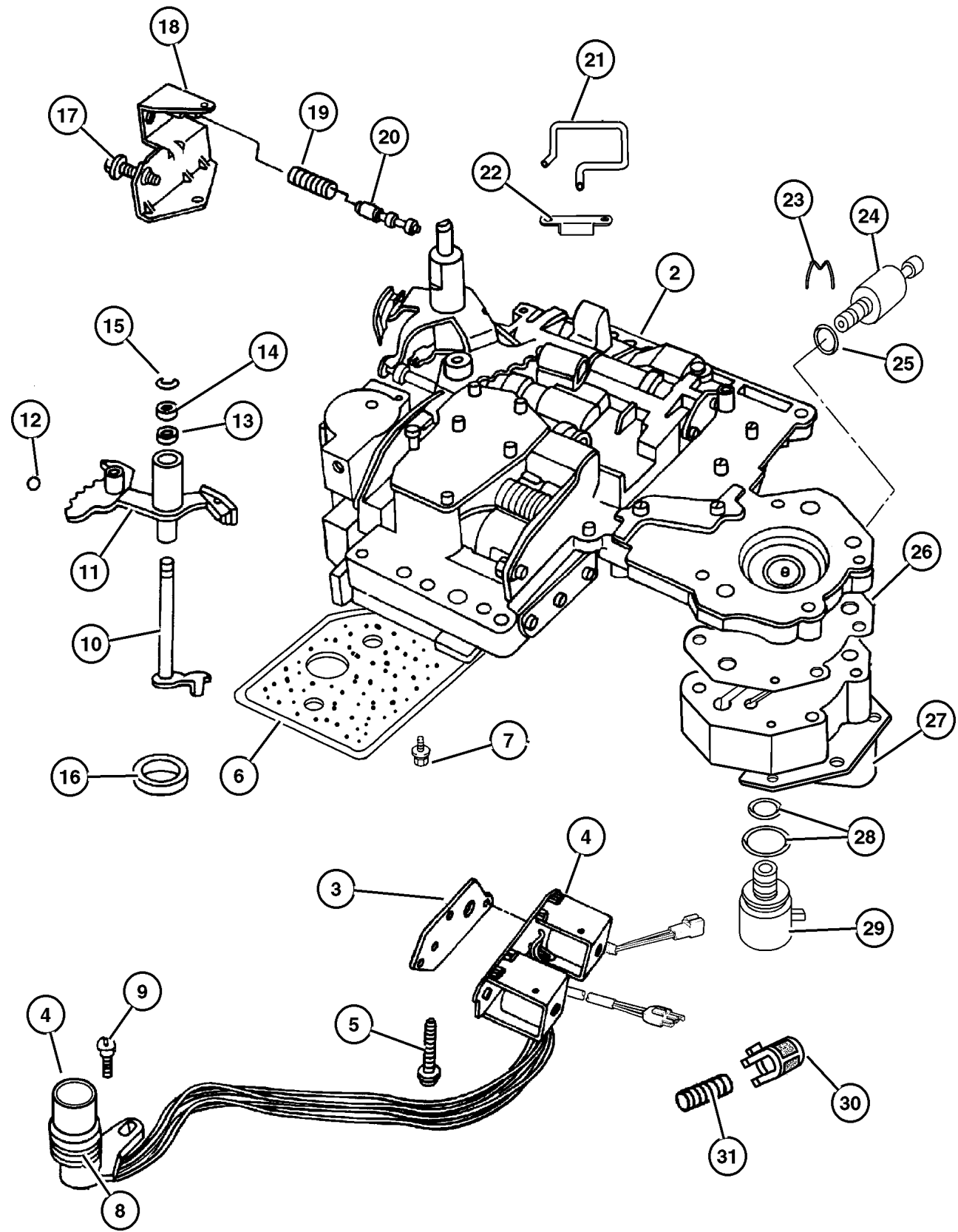
AR = Use as required - = Non illustrated part # = New this model year

July 17, 2002

Valve Body 42RE [DGK]
Figure 42RE-710

ITEM	PART NUMBER	QTY	LINE	SERIES	BODY	ENGINE	TRANS	DESCRIPTION
------	-------------	-----	------	--------	------	--------	-------	-------------

NOTES: Sales Codes
[DGK] = 42RE 4 Speed Automatic Transmission



								SEAL AND GASKET PACKAGE, Valve Body and Servo
	4863 933AB	1	T				DGK	
		1	J				DGK	
2	52119 633AB	1	T				DGK	BODY, Transfer Plate
		1	J				DGK	
3	4617 216	1	T				DGK	GASKET, Transmission Solenoid
		1	J				DGK	
4								SOLENOID, Transmission Overdrive
	52118 500AB	1	T				DGK	
		1	J				DGK	
5	0181 071	3	T				DGK	BOLT, Valve Body, .25-20x1.75
		3	J				DGK	
6	5211 8789	1	T				DGK	FILTER, Valve Body
		1	J				DGK	
7								SCREW AND WASHER, Oil Filter Mounting, Fillester Head .190-24x2.500
	6033 826	3	T				DGK	
		3	J				DGK	
8	6034 748	1	T				DGK	O RING, Solenoid Wiring, Transmission
		1	J				DGK	
9								SCREW, Tapping, .19-24x.75
	6033 985	1	T				DGK	
		1	J				DGK	
10	3681 227	1	T				DGK	LEVER, Throttle Valve
		1	J				DGK	
11	4617 437	1	T				DGK	LEVER, Manual Valve
		1	J				DGK	
12	0147 488	1	T				DGK	BALL, Manual Lever Detent, .343 Diameter
		1	J				DGK	
13	2466 548	1	T				DGK	SEAL, Valve Lever Shift

JEEP GRAND CHEROKEE (WJ)
 SERIES LINE BODY ENGINE TRANSMISSION
 H = Laredo J = 4WD 74 = 4 Door ER0, ERH = 4.0L, Power Tech DGK = 4 Speed Autm, 42RE
 P = Limited T = 2WD EV0, EVA = 4.7L, Power Tech DGQ = 5 Speed Automatic
 5-45RFE
 DG0 = All Automatic Transm

AR = Use as required - = Non illustrated part # = New this model year

July 17, 2002

Valve Body 42RE [DGK]
Figure 42RE-710

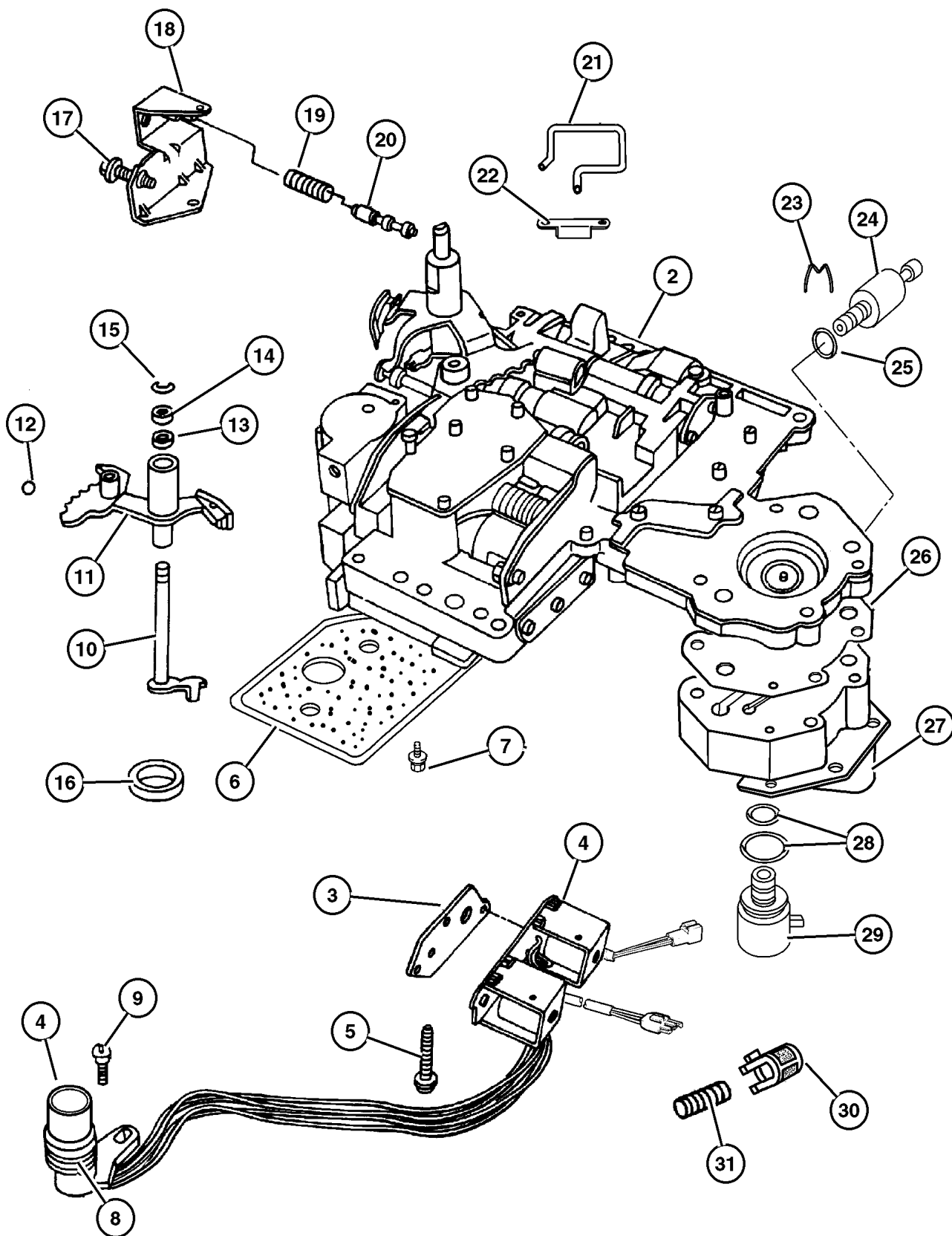
ITEM	PART NUMBER	QTY	LINE	SERIES	BODY	ENGINE	TRANS	DESCRIPTION
		1	J				DGK	
14		1	T				DGK	WASHER, Manual Valve Lever
	2538 062	1	J				DGK	
15		2	T				DGK	SNAP RING
	6035 208	2	J				DGK	
16		1	T				DGK	SEAL, Manual Shift Valve, 1.25 OD
	4505 098	1	J				DGK	
17		1	T				DGK	SCREW, Cap Head Lock, .312-24x1.25
	6030 609	1	J				DGK	
18		1	T				DGK	BRACKET, Valve Body Switch
	4617 010	1	J				DGK	
19		1	T				DGK	SPRING, Switch Valve
	4130 492	1	J				DGK	
20		1	T				DGK	VALVE, Trans Lockup Switch
	4505 036	1	J				DGK	
21		1	T				DGK	TUBE, Boost Valve
	4617 008	1	J				DGK	
22		1	T				DGK	RETAINER, Boost Valve Oil Supply Tube
	5211 7958	1	J				DGK	
23		1	T				DGK	CLIP, Transmission Governor Transducer
	4617 219	1	J				DGK	
24		1	T				DGK	TRANSDUCER, Pressure Sensor
	56028 196AA	1	J				DGK	
25		1	T				DGK	O RING, Pressure Switch, (NOT SERVICED) (Not Serviced)
26		1	T				DGK	GASKET, Transmission Solenoid
	4617 216	1	J				DGK	
27		1	T				DGK	RETAINER, Transmission Governor Solenoid
	4617 211AB	1	J				DGK	

JEEP GRAND CHEROKEE (WJ)

SERIES	LINE	BODY	ENGINE	TRANSMISSION
H = Laredo	J = 4WD	74 = 4 Door	ER0, ERH = 4.0L, Power Tech	DGK = 4 Speed Autm, 42RE
P = Limited	T = 2WD		EV0, EVA = 4.7L, Power Tech	DGQ = 5 Speed Automatic 5-45RFE
				DG0 = All Automatic Transm

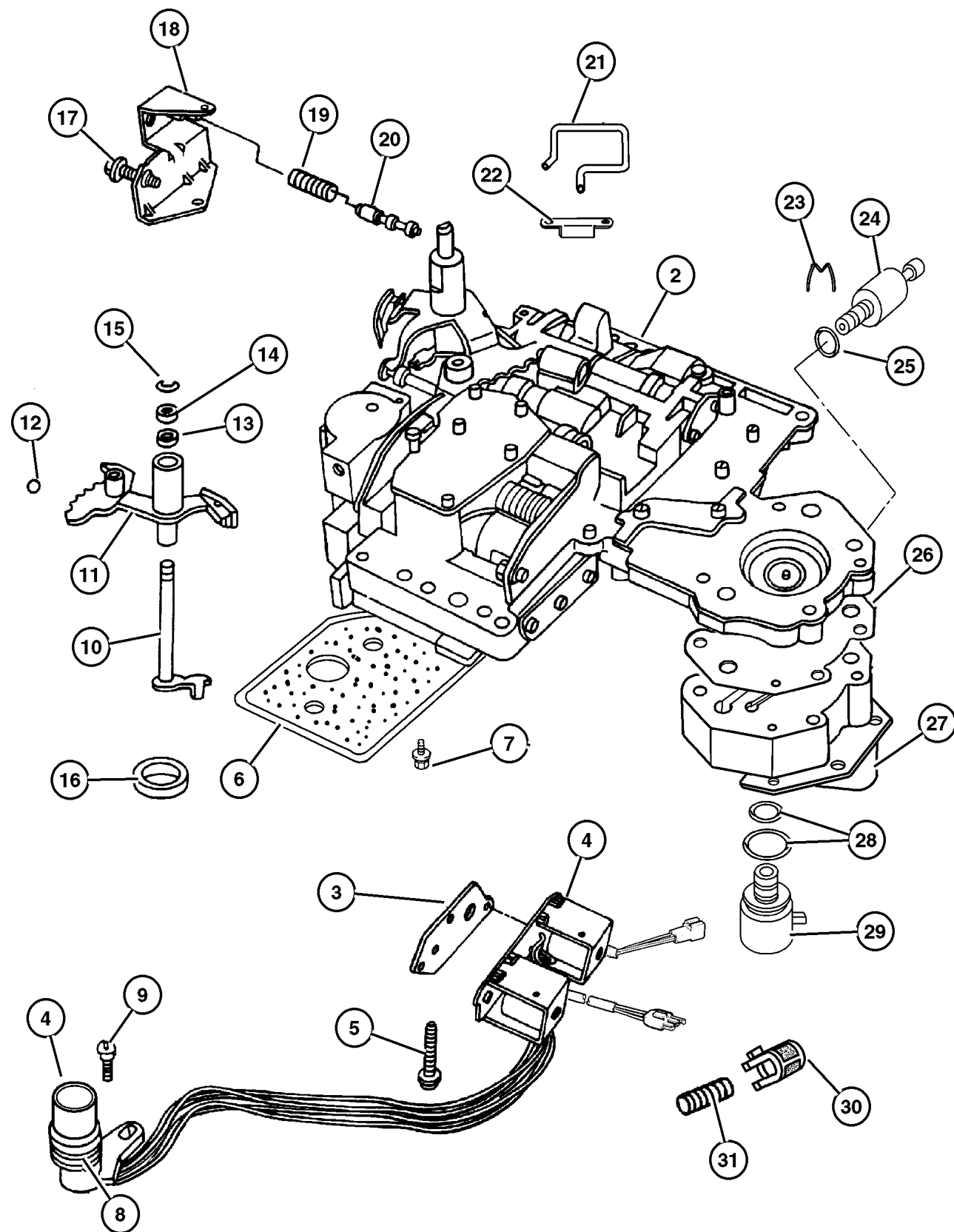
AR = Use as required - = Non illustrated part # = New this model year

July 17, 2002



Valve Body 42RE [DGK]
Figure 42RE-710

ITEM	PART NUMBER	QTY	LINE	SERIES	BODY	ENGINE	TRANS	DESCRIPTION
28								O RING PACKAGE, Valve Body, Transmission
	4723 549	1	T				DGK	
		1	J				DGK	
29								SOLENOID, Transmission Governor
	4617 210	1	T				DGK	
		1	J				DGK	
30								SCREEN, Transmission Regulator Valve
	3878 313	1	T				DGK	
		1	J				DGK	
31								SPRING, Limit Valve
	4348 907	1	T				DGK	
		1	J				DGK	



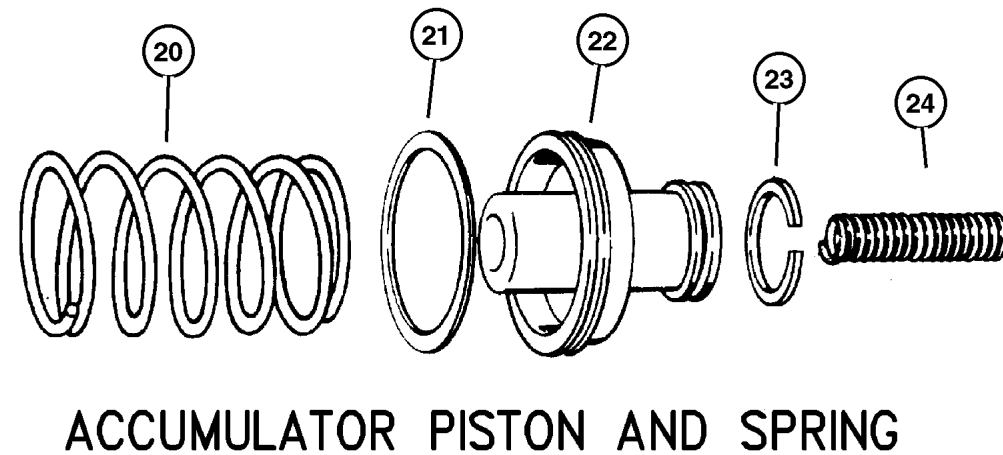
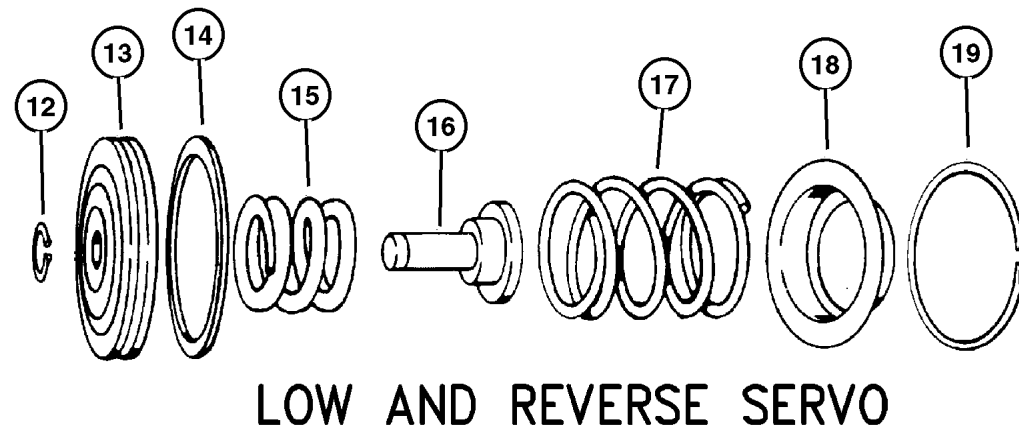
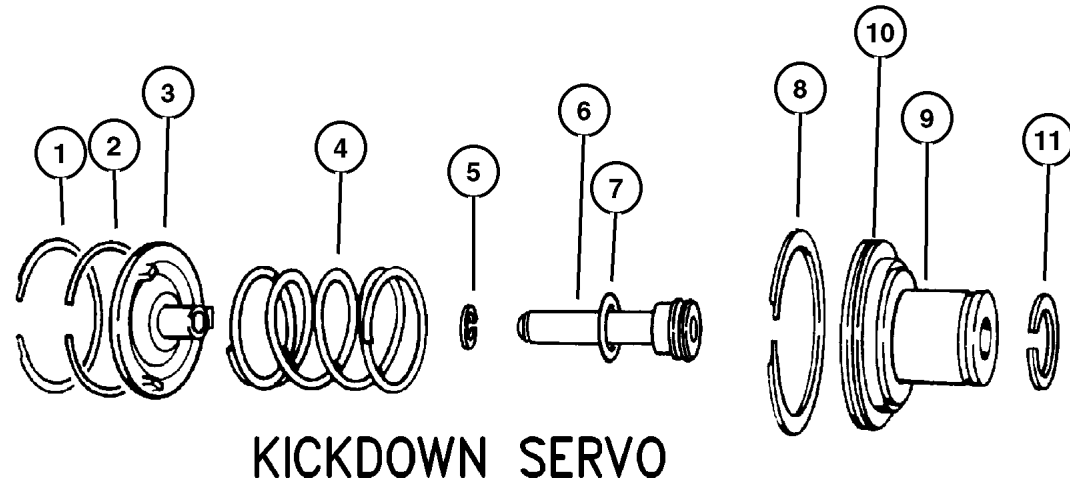
JEEP GRAND CHEROKEE (WJ)

SERIES	LINE	BODY	ENGINE	TRANSMISSION
H = Laredo	J = 4WD	74 = 4 Door	ER0, ERH = 4.0L, Power Tech	DGK = 4 Speed Autm, 42RE
P = Limited	T = 2WD		EV0, EVA = 4.7L, Power Tech	DGQ = 5 Speed Automatic 5-45RFE
				DG0 = All Automatic Transm

AR = Use as required - = Non illustrated part # = New this model year

July 17, 2002

Servos 42RE (DGK)
Figure 42RE-720

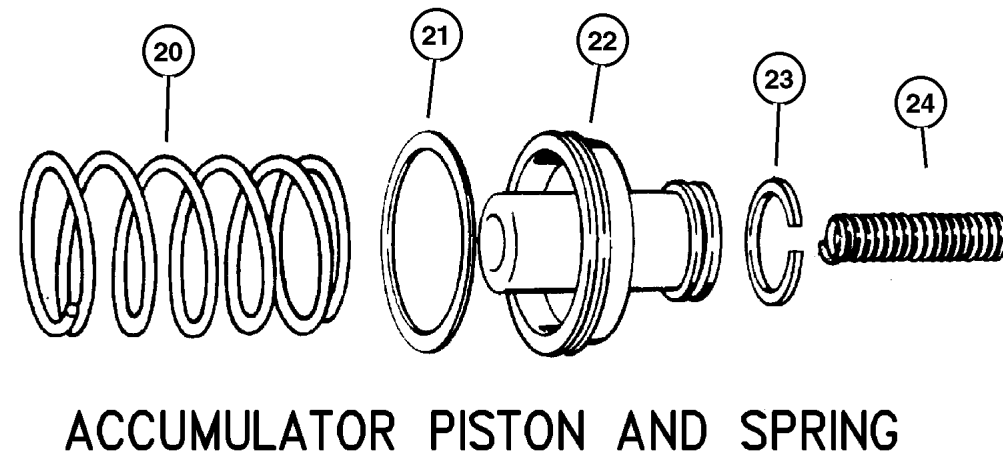
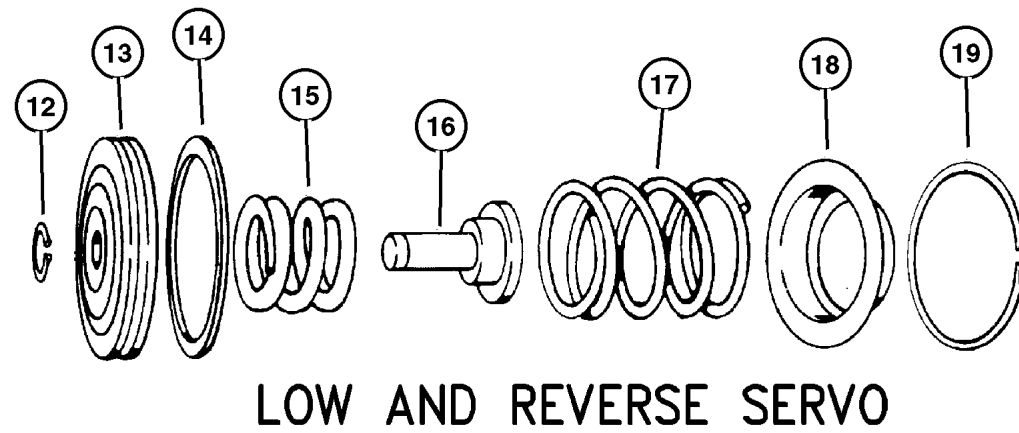
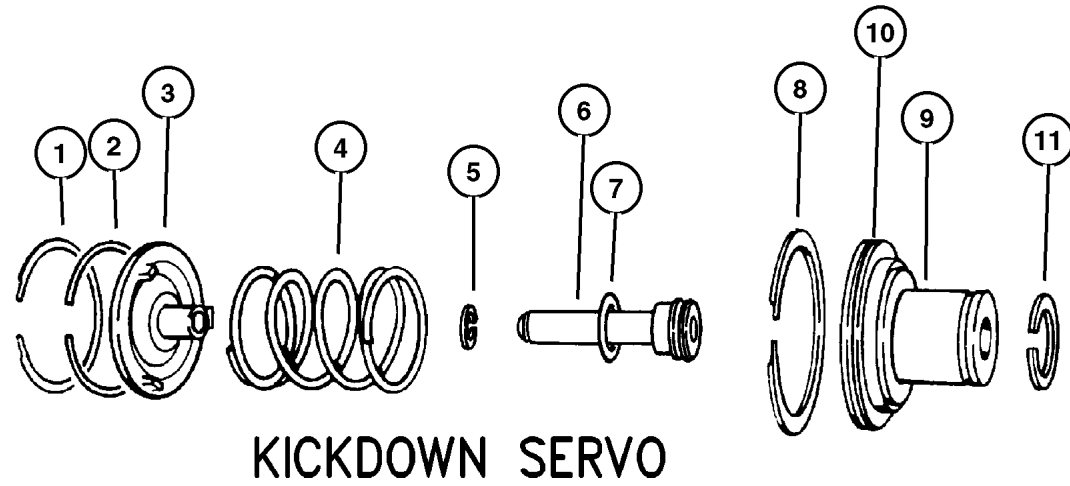


ITEM	PART NUMBER	QTY	LINE	SERIES	BODY	ENGINE	TRANS	DESCRIPTION
Notes:								
DGK = 42RE Automatic Transmission								
1	6028 863	1	T				DGK	SNAP RING, Kickdown, 2.377
		1	J				DGK	
2	4295 966	1	T				DGK	SEAL, Servo Guide
		1	J				DGK	
3	3410 332	1	T				DGK	GUIDE, Kickdown Servo
		1	J				DGK	
4	4058 885	1	T				DGK	SPRING, Kickdown Servo Piston
		1	J				DGK	
5	6031 392	1	T				DGK	SNAP RING, Brake Master Cylinder
		1	J				DGK	
6	4058 780	1	T				DGK	ROD, Kickdown Servo Piston
		1	J				DGK	
7	6028 864	1	T				DGK	O RING, Kick Down Servo
		1	J				DGK	
8	4295 966	1	T				DGK	SEAL, Servo Guide
		1	J				DGK	
9	4058 777	1	T				DGK	PISTON, Kickdown Servo
		1	J				DGK	
10	6028 864	1	T				DGK	O RING, Kick Down Servo
		1	J				DGK	
11	3743 033	1	T				DGK	SEAL, Kickdown Servo
12	6027 153	1	T				DGK	SNAP RING, .435 ID
		1	J				DGK	
13	5211 8744	1	T				DGK	PISTON, Reverse Servo
		1	J				DGK	
14	4202 864	1	T				DGK	SEAL, Reverse Servo Piston
15	4130 824	1	T				DGK	SPRING, Reverse Servo Piston
		1	J				DGK	
16								PLUG, Reverse Servo Piston

JEEP GRAND CHEROKEE (WJ)

SERIES	LINE	BODY	ENGINE	TRANSMISSION
H = Laredo	J = 4WD	74 = 4 Door	ER0, ERH = 4.0L, Power Tech	DGK = 4 Speed Autm, 42RE
P = Limited	T = 2WD		EV0, EVA = 4.7L, Power Tech	DGQ = 5 Speed Automatic 5-45RFE DG0 = All Automatic Transm

Servos 42RE (DGK)
Figure 42RE-720



ITEM	PART NUMBER	QTY	LINE	SERIES	BODY	ENGINE	TRANS	DESCRIPTION
	52118 740AB	1	T				DGK	
		1	J				DGK	
17	2801 274	1	T				DGK	SPRING, Reverse Servo Piston
		1	J				DGK	
18	2464 463	1	T				DGK	RETAINER, Transmission Rear Clutch
		1	J				DGK	
19								SNAP RING
	2464 464	1	T				DGK	
		1	J				DGK	
20	4531 259	1	T				DGK	SPRING, Transmission Accumulator
		1	J				DGK	
21	3743 010	1	T				DGK	SEAL, Piston Accumulator
		1	J				DGK	
22	3743 650	1	T				DGK	PISTON, Accumulator
		1	J				DGK	
23	3743 010	1	T				DGK	SEAL, Piston Accumulator
		1	J				DGK	
24	4617 529	1	T				DGK	SPRING, Accumulator Piston
		1	J				DGK	

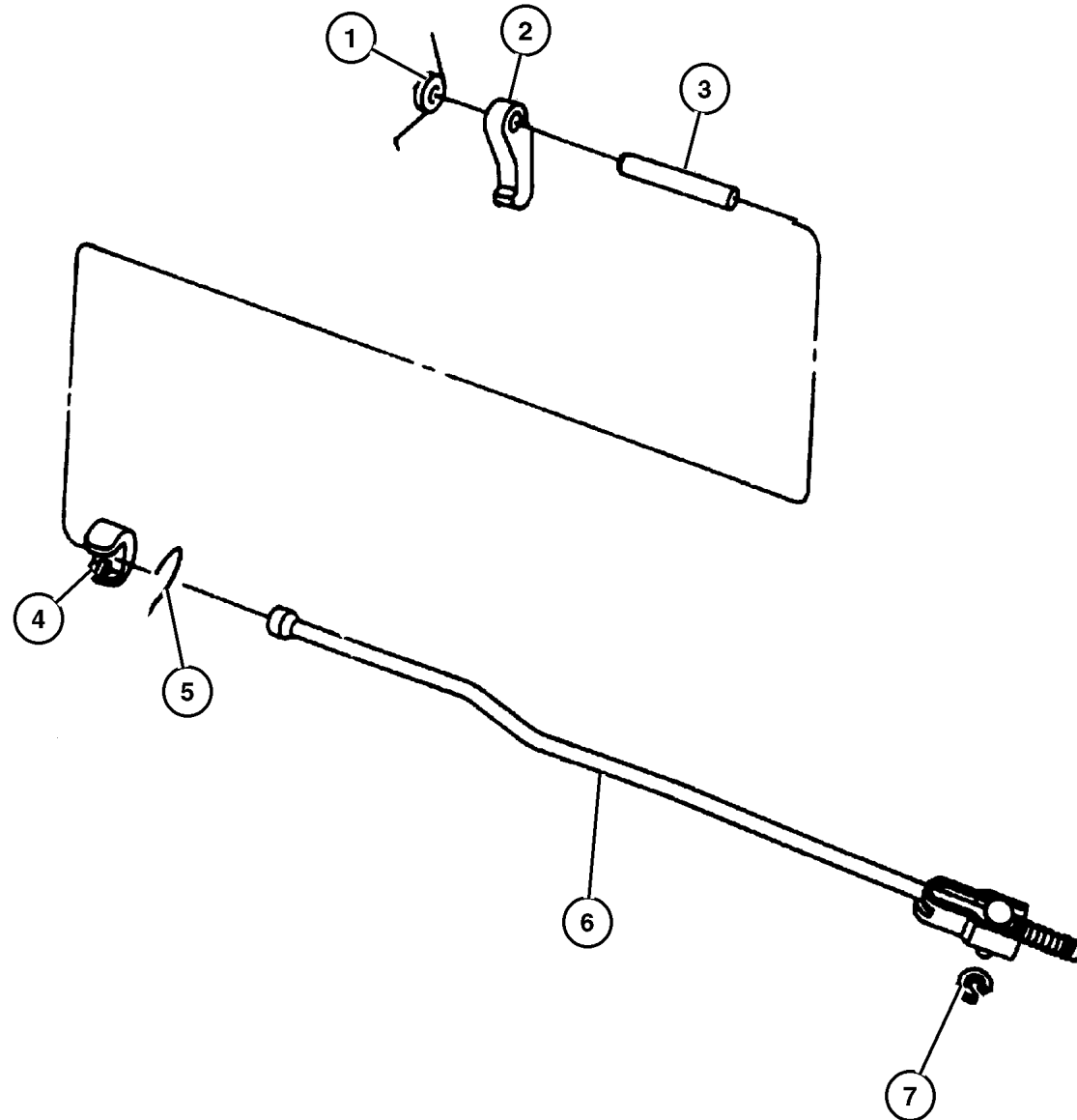
JEEP GRAND CHEROKEE (WJ)

SERIES	LINE	BODY	ENGINE	TRANSMISSION
H = Laredo	J = 4WD	74 = 4 Door	ER0, ERH = 4.0L, Power Tech	DGK = 4 Speed Autm, 42RE
P = Limited	T = 2WD		EV0, EVA = 4.7L, Power Tech	DGQ = 5 Speed Automatic 5-45RFE DG0 = All Automatic Transm

AR = Use as required - = Non illustrated part # = New this model year

July 17, 2002

**Parking Sprag 42RE [DGK]
Figure 42RE-730**



ITEM	PART NUMBER	QTY	LINE	SERIES	BODY	ENGINE	TRANS	DESCRIPTION
NOTES: Sales Codes								
[DGK] = 42RE 4 Speed Automatic Transmission								
1								SPRING, Parking Sprag
	2466 909	1	T				DGK	
		1	J				DGK	
2								SPRAG, Transmission Parking
	4471 415	1	T				DGK	
		1	J				DGK	
3								SHAFT, Parking Sprag
	2466 892	1	T				DGK	
		1	J				DGK	
4								PLUG, Parking Sprag
	2538 042	1	T				DGK	
		1	J				DGK	
5								SNAP RING, Transmission
	2538 034	1	T				DGK	
		1	J				DGK	
6								ROD, Parking Sprag
	4431 748	1	T				DGK	
		1	J				DGK	
7								SNAP RING, Rod
	6035 256	1	T				DGK	
		1	J				DGK	

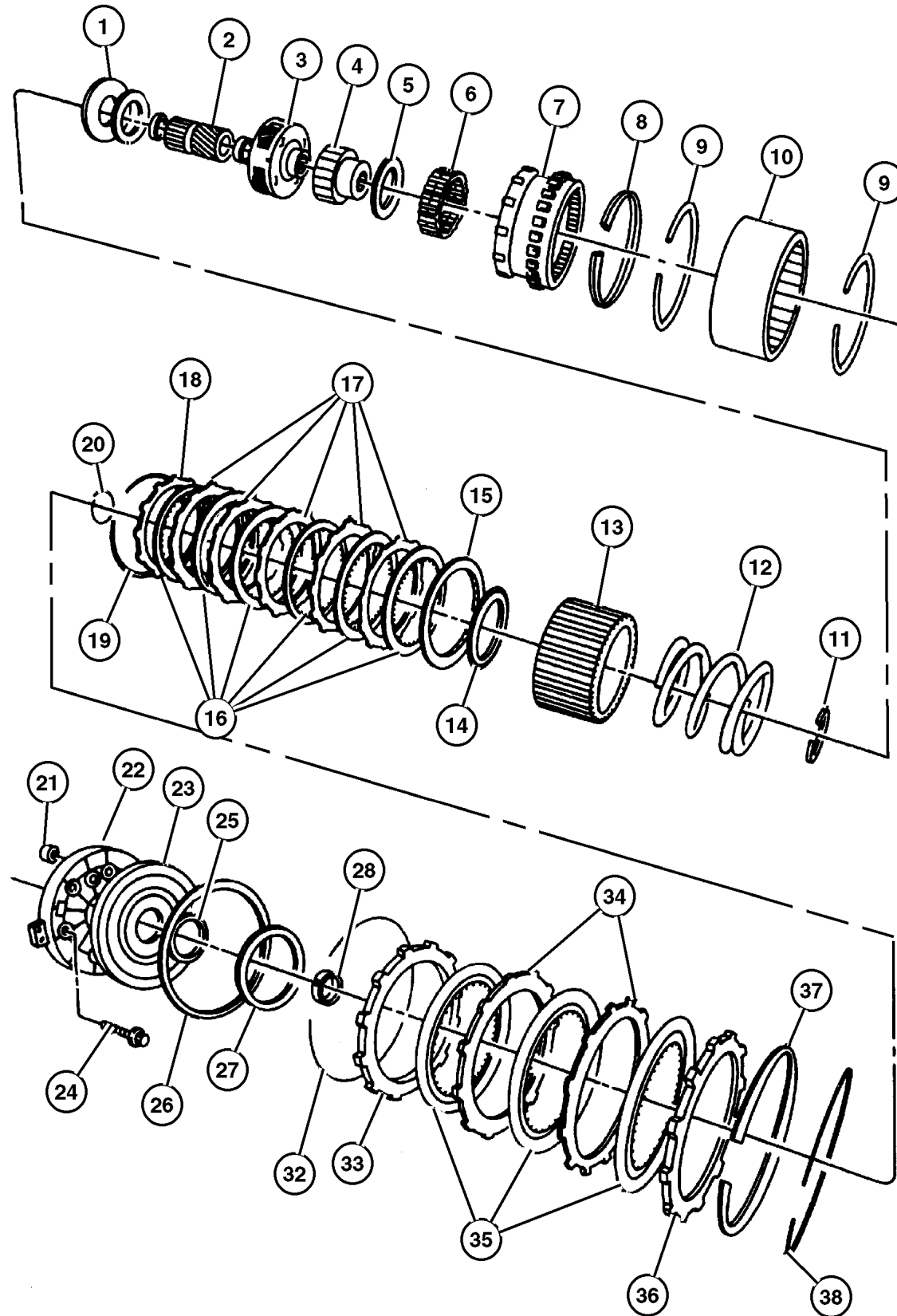
JEEP GRAND CHEROKEE (WJ)

SERIES	LINE	BODY	ENGINE	TRANSMISSION
H = Laredo	J = 4WD	74 = 4 Door	ER0, ERH = 4.0L, Power Tech	DGK = 4 Speed Autm, 42RE
P = Limited	T = 2WD		EV0, EVA = 4.7L, Power Tech	DGQ = 5 Speed Automatic 5-45RFE
				DG0 = All Automatic Transm

AR = Use as required - = Non illustrated part # = New this model year

July 17, 2002

**Overdrive Gear Train 42RE [DGK]
Figure 42RE-1010**



ITEM	PART NUMBER	QTY	LINE	SERIES	BODY	ENGINE	TRANS	DESCRIPTION
NOTES: Sales Codes								
[DGK] = 42RE 4 Speed Automatic Transmission								
1	4740 774	1	T				DGK	PLATE PACKAGE, Transmission Module
2	5015 107AA	1	T				DGK	GEAR, Overdrive Sun
3	4798 520	1	J				DGK	CARRIER, O/Drive Planet Pinion
4	4461 124	1	T				DGK	RACE, Overrunning Clutch
5	4461 014	1	T				DGK	THRUST BEARING, Ovedrive Third Position
6	4461 015	1	T				DGK	CLUTCH, Overdrive Overrunning
7	4761 010	1	T				DGK	GEAR, Overdrive Annulus
8	4461 059	1	T				DGK	SNAP RING, 5.25 OD
9	4461 060	2	T				DGK	SNAP RING, 6.00 OD
10	4461 040	1	T				DGK	DRUM, Automatic Transmission
11	4461 063	1	T				DGK	SNAP RING, 2.1875 OD
12	4461 027	1	T				DGK	SPRING, Direct Clutch
13	4461 072	1	T				DGK	HUB, Direct Clutch
14	4446 724	1	T				DGK	THRUST BEARING, Overdrive
15	4461 030	1	T				DGK	PLATE, Transmission Clutch Reaction

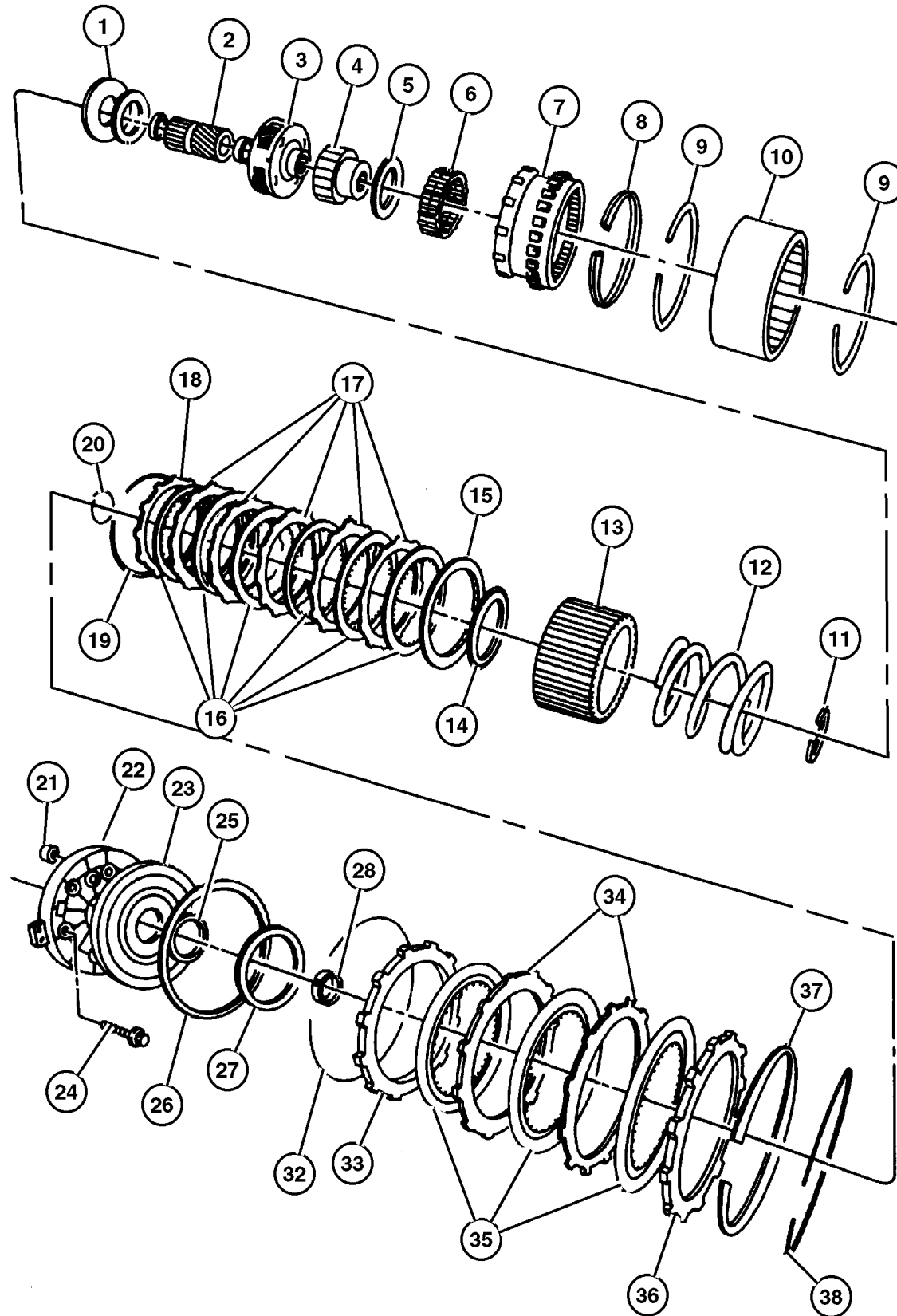
JEEP GRAND CHEROKEE (WJ)

SERIES	LINE	BODY	ENGINE	TRANSMISSION
H = Laredo	J = 4WD	74 = 4 Door	ER0, ERH = 4.0L, Power Tech	DGK = 4 Speed Autm, 42RE
P = Limited	T = 2WD		EV0, EVA = 4.7L, Power Tech	DGQ = 5 Speed Automatic
				5-45RFE
				DG0 = All Automatic Transm

AR = Use as required - = Non illustrated part # = New this model year

July 17, 2002

**Overdrive Gear Train 42RE [DGK]
Figure 42RE-1010**



ITEM	PART NUMBER	QTY	LINE	SERIES	BODY	ENGINE	TRANS	DESCRIPTION
		1	J				DGK	
16	4461 042	6	T				DGK	DISC, Direct Clutch
		6	J				DGK	
17	4461 054	5	T				DGK	PLATE, Transmission Clutch Reaction
		5	J				DGK	
18	4461 031	1	T				DGK	PLATE, Transmission Clutch Reaction
		1	J				DGK	
19	4461 027	1	T				DGK	SPRING, Direct Clutch
		1	J				DGK	
20	4461 064	1	T				DGK	SNAP RING, 1.875" OD
		1	J				DGK	
21	4412 583	1	T				DGK	FILTER, Overdrive Clutch
		1	J				DGK	
22	4617 246	1	T				DGK	RETAINER, Transmission Overdrive Clutch Piston
		1	J				DGK	
23	5211 8599	1	T				DGK	PISTON, Overdrive Clutch
		1	J				DGK	
24	6033 479	6	T				DGK	BOLT, Hex Head, .25-28x1-5/8
		6	J				DGK	
25	4431 696	1	T				DGK	SEAL, Overdrive Clutch Piston
		1	J				DGK	
26	4431 696	1	T				DGK	SEAL, Overdrive Clutch Piston
		1	J				DGK	
27	4431 590	1	T				DGK	PLATE, Transmission O/Drive Clutch .243"-.245" Thick
	4431 731	1	T				DGK	.138"-.140" Thick
	4431 732	1	T				DGK	.168"-.170" Thick
	4431 733	1	T				DGK	.198"-.200" Thick
	4431 734	1	T				DGK	.228"-.245" Thick
	4431 585	1	T				DGK	.123"-.125" Thick
	4431 735	1	T				DGK	.108"-.110" Thick

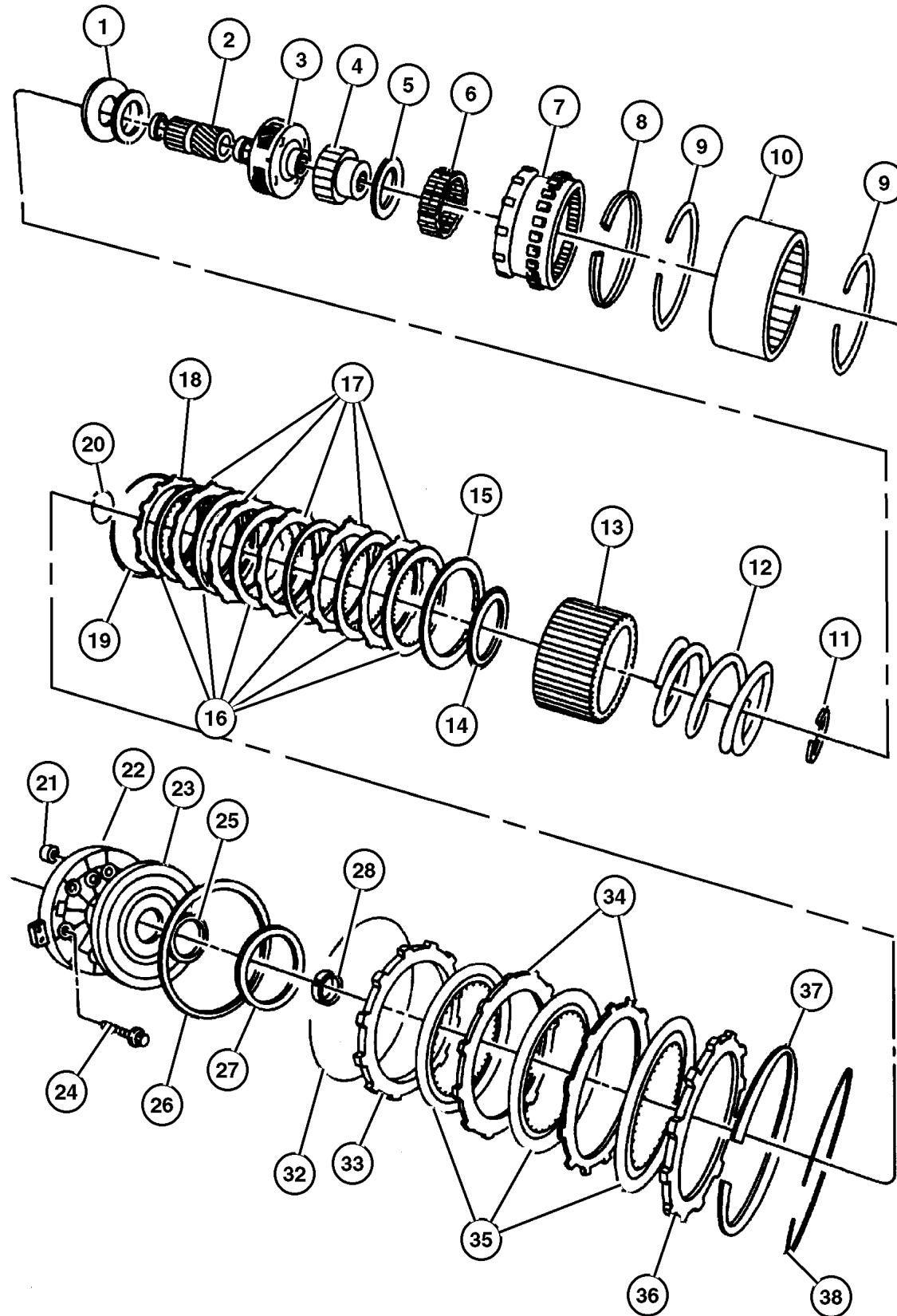
JEEP GRAND CHEROKEE (WJ)

SERIES	LINE	BODY	ENGINE	TRANSMISSION
H = Laredo	J = 4WD	74 = 4 Door	ER0, ERH = 4.0L, Power Tech	DGK = 4 Speed Autm, 42RE
P = Limited	T = 2WD		EV0, EVA = 4.7L, Power Tech	DGQ = 5 Speed Automatic 5-45RFE
				DG0 = All Automatic Transm

AR = Use as required - = Non illustrated part # = New this model year

July 17, 2002

**Overdrive Gear Train 42RE [DGK]
Figure 42RE-1010**



ITEM	PART NUMBER	QTY	LINE	SERIES	BODY	ENGINE	TRANS	DESCRIPTION
	4431 586	1	T				DGK	.153"-.155" Thick
	4431 587	1	T				DGK	.183"-.185" Thick
	4431 588	1	T				DGK	.213"-.215" Thick
28	4431 916	1	T				DGK	SPACER, Intermediate Shaft, 1.58mm
		1	J				DGK	
-29	4431 917	1	T				DGK	SPACER, Intermediate Shaft, .175
		1	J				DGK	
-30	4431 918	1	T				DGK	SPACER, Intermediate Shaft, .193
		1	J				DGK	
-31								SPACER, Intermediate Shaft, .211
	4431 919	1	T				DGK	
		1	J				DGK	
32								SNAP RING, Overdrive Clutch
	4461 082	1	T				DGK	
		1	J				DGK	
33								PLATE, Transmission Clutch Reaction
	4461 048	1	T				DGK	
		1	J				DGK	
34								PLATE, Transmission Clutch Reaction
	4461 047	2	T				DGK	
		2	J				DGK	
35								DISC, Direct Clutch
	4461 181	3	T				DGK	
		3	J				DGK	
36								PLATE, Transmission Clutch Reaction
	4461 033	1	T				DGK	
		1	J				DGK	
37								SPRING, Overdrive Clutch
	4461 066	1	T				DGK	
		1	J				DGK	
38								SNAP RING, 6.50 OD
	4461 065	1	T				DGK	
		1	J				DGK	

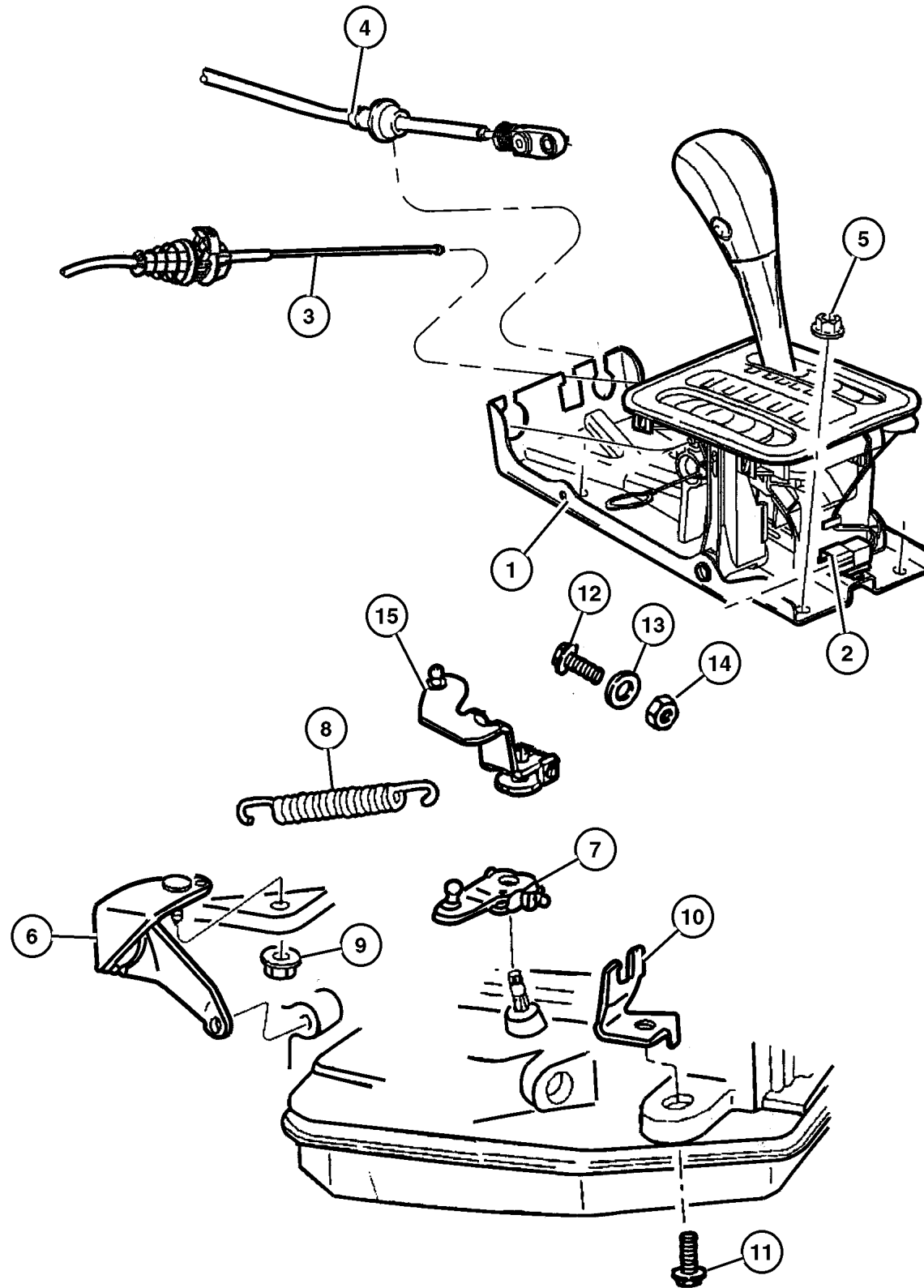
JEEP GRAND CHEROKEE (WJ)

SERIES	LINE	BODY	ENGINE	TRANSMISSION
H = Laredo	J = 4WD	74 = 4 Door	ER0, ERH = 4.0L, Power Tech	DGK = 4 Speed Autm, 42RE
P = Limited	T = 2WD		EV0, EVA = 4.7L, Power Tech	DGQ = 5 Speed Automatic 5-45RFE
				DG0 = All Automatic Transm

AR = Use as required - = Non illustrated part # = New this model year

July 17, 2002

**Gearshift Controls 42RE [DGK]
Figure 42RE-1210**



ITEM	PART NUMBER	QTY	LINE	SERIES	BODY	ENGINE	TRANS	DESCRIPTION
NOTES: Sales Codes								
[DGK] = 42RE 4 Speed Automatic Transmission								
[ER0] = All 4.0L Gas Engines								
1								HOUSING AND LEVER, Shifter
	52104 147AB	1	T				DG0	
	52104 149AC	1	J				DG0	With Transfer Case DHP
	52104 151AB	1	J				DG0	With Transfer Case DHF
2								CONNECTOR, Wiring
	5013 117AA	1	J				DG0	Without Vari-Lok
		1	J				DG0	With Vari-Lok
3	52104 054AB	1					DG0	CABLE, Park Interlock
4	52104 060AC	1					DG0	CABLE, Gearshift Control
5	6101 695	4						NUT, Hex Flange Lock, M8x1.25
6	5210 4057	1					DGK	BRACKET, Shift Cable
7	5210 4058	1					DGK	LEVER, Manual Control
8	5300 9055	1					DGK	SPRING, Throttle Valve Return
9	6028 114	1					DGK	NUT, Hex, .437-14
10	5207 8867	1				ER0		BRACKET, Cable
11	0181 112	1					DGK	SCREW AND WASHER, .375-16x1.00
12	0181 065	1				ER0		BOLT, Hex Head, .25-20x1.00
13	0138 165	1				ER0		WASHER, Lock
14	J012 0375	1				ER0		NUT, Hex, .250-20
15								LEVER, Throttle Valve
	3681 227	1	T				DGK	
		1	J				DGK	

JEEP GRAND CHEROKEE (WJ)

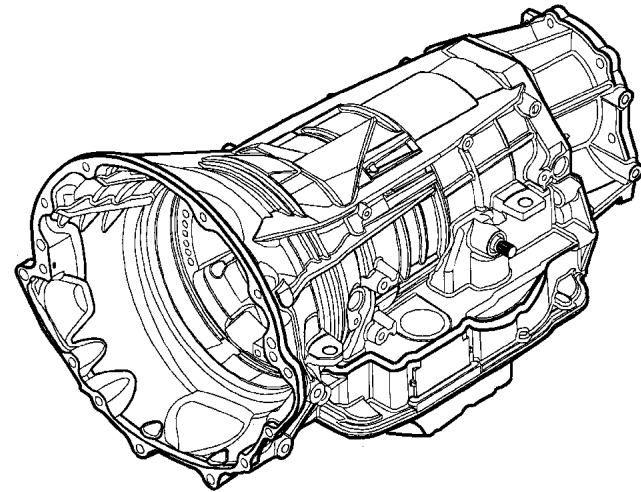
SERIES	LINE	BODY	ENGINE	TRANSMISSION
H = Laredo	J = 4WD	74 = 4 Door	ER0, ERH = 4.0L, Power Tech	DGK = 4 Speed Autm, 42RE
P = Limited	T = 2WD		EV0, EVA = 4.7L, Power Tech	DGQ = 5 Speed Automatic 5-45RFE
				DG0 = All Automatic Transm

AR = Use as required - = Non illustrated part # = New this model year

July 17, 2002

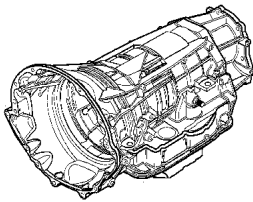
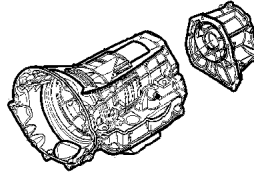
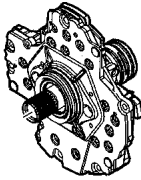

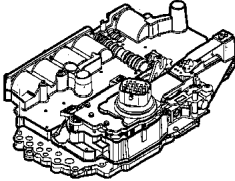
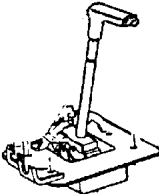
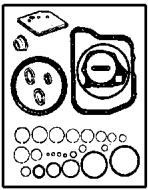
Group – 45RFE

Automatic Transmission Multi-Speed



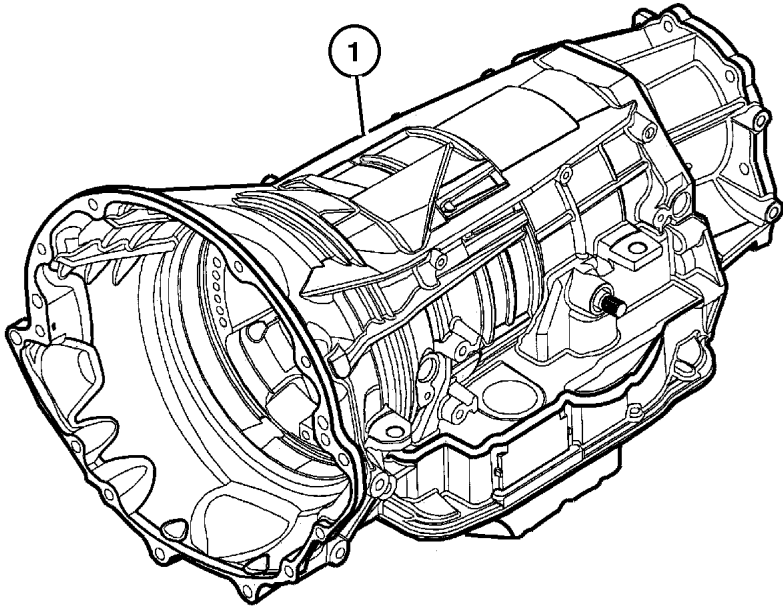
GROUP 45RFE - Automatic Transmission Multi-Speed

Illustration Title	Group-Fig. No.
Transmission Assembly	
Transmission 45RFE [DGQ]	Fig. 45RFE-110
Case and Extension	
Case and Related Parts 45RFE [DGQ]	Fig. 45RFE-210
Adapter 45RFE [DGQ]	Fig. 45RFE-220
Oil Pump	
Oil Pump [45RFE] [DGQ]	Fig. 45RFE-310
Gear Train	
Input Shaft 45RFE [DGQ]	Fig. 45RFE-410
Underdrive 45RFE [DGQ]	Fig. 45RFE-420
Overdrive 45RFE [DGQ]	Fig. 45RFE-430
2/4 Clutch Retainer 45RFE [DGQ]	Fig. 45RFE-440
Input/Reverse Planetary 45RFE [DGQ]	Fig. 45RFE-450
Reaction Annulus/Sun Gear 45RFE [DGQ]	Fig. 45RFE-460
Valve Body	
Valve Body 45RFE [DGQ]	Fig. 45RFE-710
Parking Sprag 45RFE [DGQ]	Fig. 45RFE-730
Gearshift Controls	
Gearshift Controls 45RFE [DGQ]	Fig. 45RFE-1210
Seal and Shim Packages	
LR Clutch 45RFE [DGQ]	Fig. 45RFE-1302
Input Clutch Plate 45RFE [DGQ]	Fig. 45RFE-1303
O/H 45RFE [DGQ]	Fig. 45RFE-1304
Input Clutch 45RFE [DGQ]	Fig. 45RFE-1305
Planetary Plate 45RFE [DGQ]	Fig. 45RFE-1306
2&4 Clutch [DGQ]	Fig. 45RFE-1310

45RFE-100 Transmission Assembly 	45RFE-200 Case and Extension 	45RFE-300 Oil Pump 	45RFE-400 Gear Train 
45RFE-700 Valve Body 	45RFE-1200 Gearshift Controls 	45RFE-1300 Seal and Shim Packages 	

**Transmission 45RFE [DGQ]
Figure 45RFE-110**

ITEM	PART NUMBER	QTY	LINE	SERIES	BODY	ENGINE	TRANS	DESCRIPTION
NOTES: Sales Codes								
[DGQ] = 45RFE Multi Speed Automatic Transmission								
1								TRANSMISSION KIT, Automatic
	#5018 205AA	1	T				DGQ	52119098AB
	#5018 284AA	1	J				DGQ	52119099AB



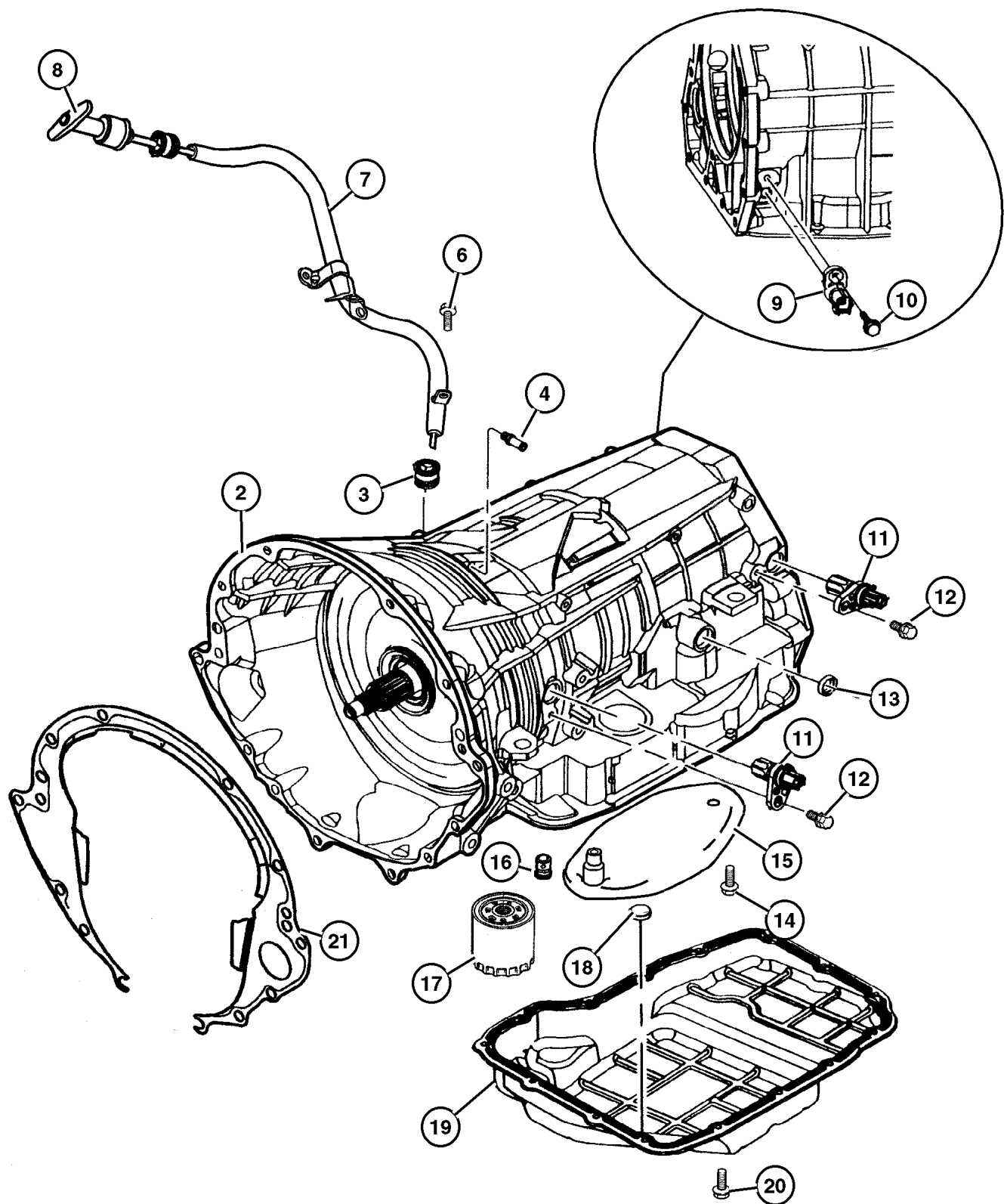
JEEP GRAND CHEROKEE (WJ)

SERIES	LINE	BODY	ENGINE	TRANSMISSION
H = Laredo	J = 4WD	74 = 4 Door	ER0, ERH = 4.0L, Power Tech	DGK = 4 Speed Autm, 42RE
P = Limited	T = 2WD		EV0, EVA = 4.7L, Power Tech	DGQ = 5 Speed Automatic 5-45RFE
				DG0 = All Automatic Transm

AR = Use as required - = Non illustrated part # = New this model year

July 17, 2002

Case and Related Parts 45RFE [DGQ]
Figure 45RFE-210



ITEM	PART NUMBER	QTY	LINE	SERIES	BODY	ENGINE	TRANS	DESCRIPTION
NOTES: Sales Codes								
[DGQ] = 45RFE Multi Speed Automatic Transmission								
-1								OVERHAUL PACKAGE, Transmission
	5014 221AG	1	T				DGQ	
		1	J				DGQ	
2	4799 613	1	T				DGQ	CASE, Transmission
		1	J				DGQ	
3								GROMMET
	4810 021	1	T				DGQ	
		1	J				DGQ	
4								VENT, Transmission
	4799 861AA	1	T				DGQ	
		1	J				DGQ	
-5	53032 457AA	1					DGQ	TUBE, Vent
6	6501 979	1					DGQ	SCREW AND WASHER, Hex Head, M6x1x17
7	52104 134AC	1					DGQ	TUBE, Transmission Oil Filler
8	#52104 137AB	1					DGQ	INDICATOR, Transmission Fluid Level
9								TRANSDUCER, Pressure Sensor
	4799 758	1	T				DGQ	
		1	J				DGQ	
10								BOLT, M6x1.00x20
	6101 331	1	T				DGQ	
		1	J				DGQ	
11								SENSOR, Transmission Output Speed
	4799 061	2	T				DGQ	
		2	J				DGQ	
12								BOLT, M6x1.00x20
	6101 331	2	T				DGQ	
		2	J				DGQ	
13								SEAL
	4799 346	1	T				DGQ	
		1	J				DGQ	
14								SCREW, Pan Head, M5 x 0.8 x 12.60
	6503 232	7	T				DGQ	
		7	J				DGQ	
15								FILTER PACKAGE, Transmission Oil
	5013 470AC	1	J				DGQ	
	5015 267AC	1	T				DGQ	
16								VALVE, Flow Control
	4799 681	1	T				DGQ	
		1	J				DGQ	
17								FILTER, Transmission Oil

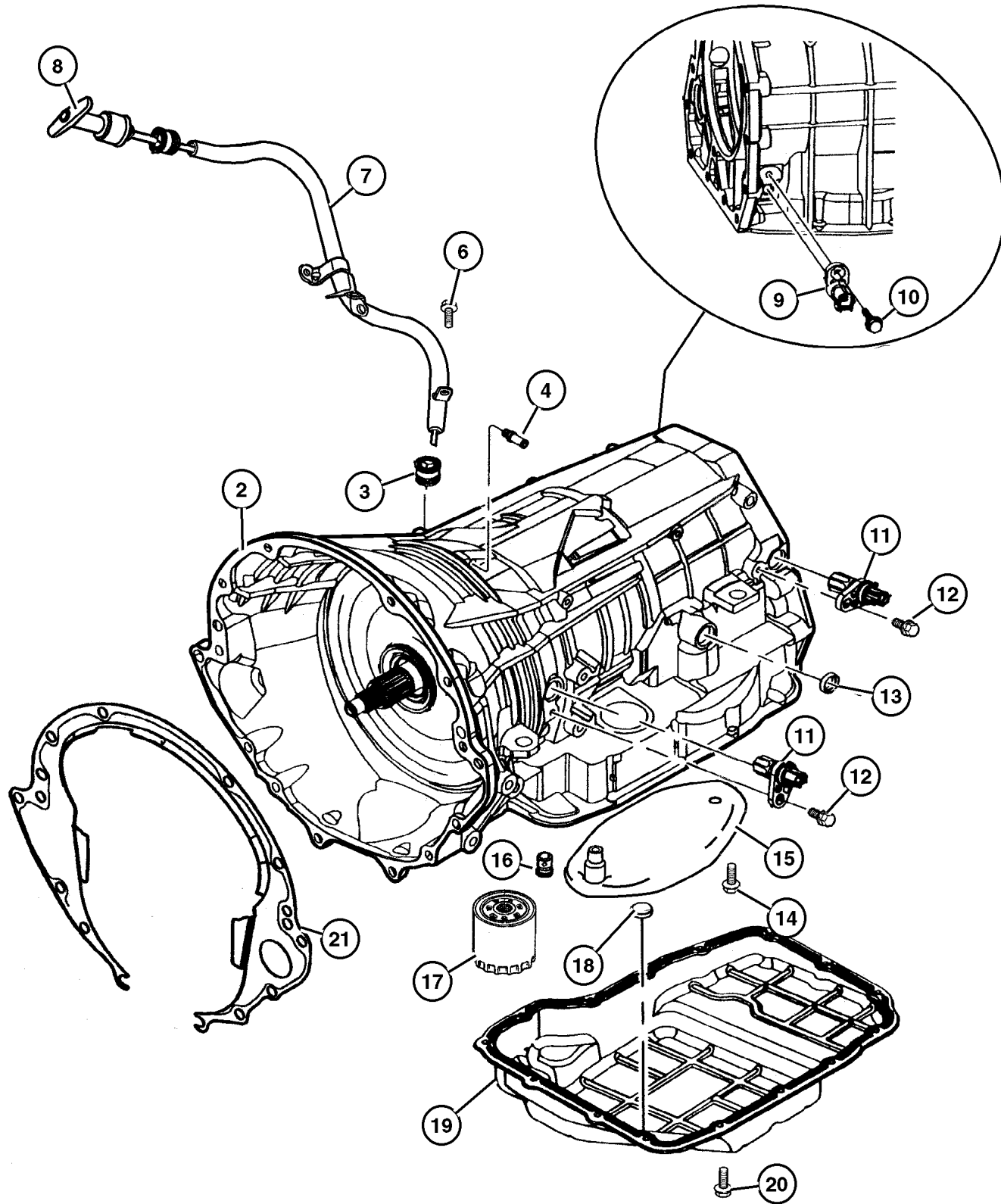
JEEP GRAND CHEROKEE (WJ)

SERIES	LINE	BODY	ENGINE	TRANSMISSION
H = Laredo	J = 4WD	74 = 4 Door	ER0, ERH = 4.0L, Power Tech	DGK = 4 Speed Autm, 42RE
P = Limited	T = 2WD		EV0, EVA = 4.7L, Power Tech	DGQ = 5 Speed Automatic 5-45RFE
				DG0 = All Automatic Transm

AR = Use as required - = Non illustrated part # = New this model year

July 17, 2002

Case and Related Parts 45RFE [DGQ]
Figure 45RFE-210



ITEM	PART NUMBER	QTY	LINE	SERIES	BODY	ENGINE	TRANS	DESCRIPTION
	4799 662	1	T				DGQ	
		1	J				DGQ	
18	4446 728	1	T				DGQ	MAGNET, Transmission
		1	J				DGQ	
19	4800 078AA	1	T				DGQ	PAN, Transmission Oil
	5013 681AA	1	J				DGQ	
20								SCREW
	6101 221	15	T				DGQ	
		15	J				DGQ	
21	5210 4133	1					DGQ	COVER, Transmission Dust
-22								NUT, Transmission Case
	4799 433AB	2	T				DGQ	
		2	J				DGQ	

JEEP GRAND CHEROKEE (WJ)

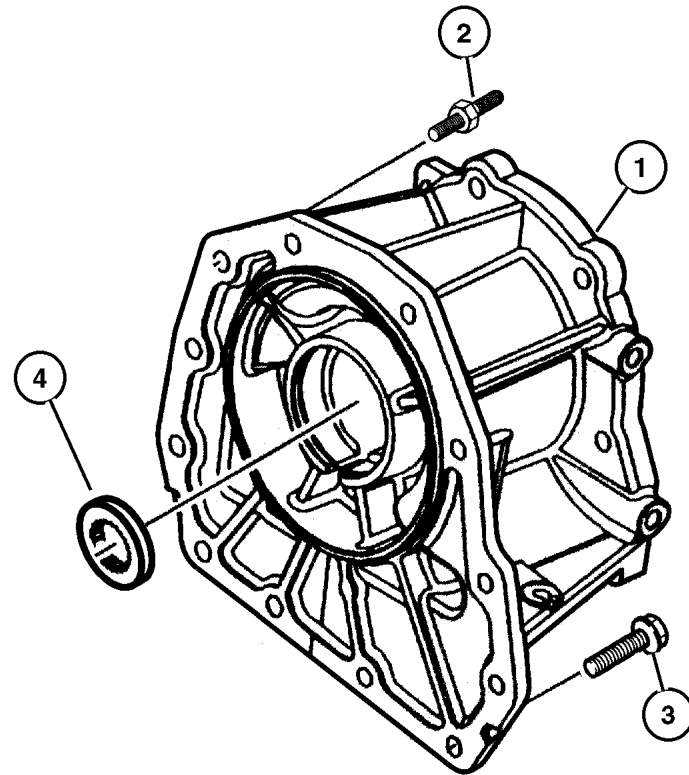
SERIES	LINE	BODY	ENGINE	TRANSMISSION
H = Laredo	J = 4WD	74 = 4 Door	ER0, ERH = 4.0L, Power Tech	DGK = 4 Speed Autm, 42RE
P = Limited	T = 2WD		EV0, EVA = 4.7L, Power Tech	DGQ = 5 Speed Automatic 5-45RFE DG0 = All Automatic Transm

AR = Use as required - = Non illustrated part # = New this model year

July 17, 2002

Adapter 45RFE [DGQ]
Figure 45RFE-220

ITEM	PART NUMBER	QTY	LINE	SERIES	BODY	ENGINE	TRANS	DESCRIPTION
NOTES: Sales Codes								
[DGQ] = 45RFE Multi Speed Automatic Transmission								
1	5209 8690	1	J				DGQ	ADAPTER, Transfer Case
2	6505 064AA	2	T				DGQ	STUD, M10x1.5x62
3	6504 774	10	T				DGQ	SCREW AND WASHER, Hex Head, M10x1.5x37
4	4167 929	1	J				DGQ	SEAL, Input Gear
-5	4799 495	1	T				DGQ	HOUSING, Transmission Rear Extension



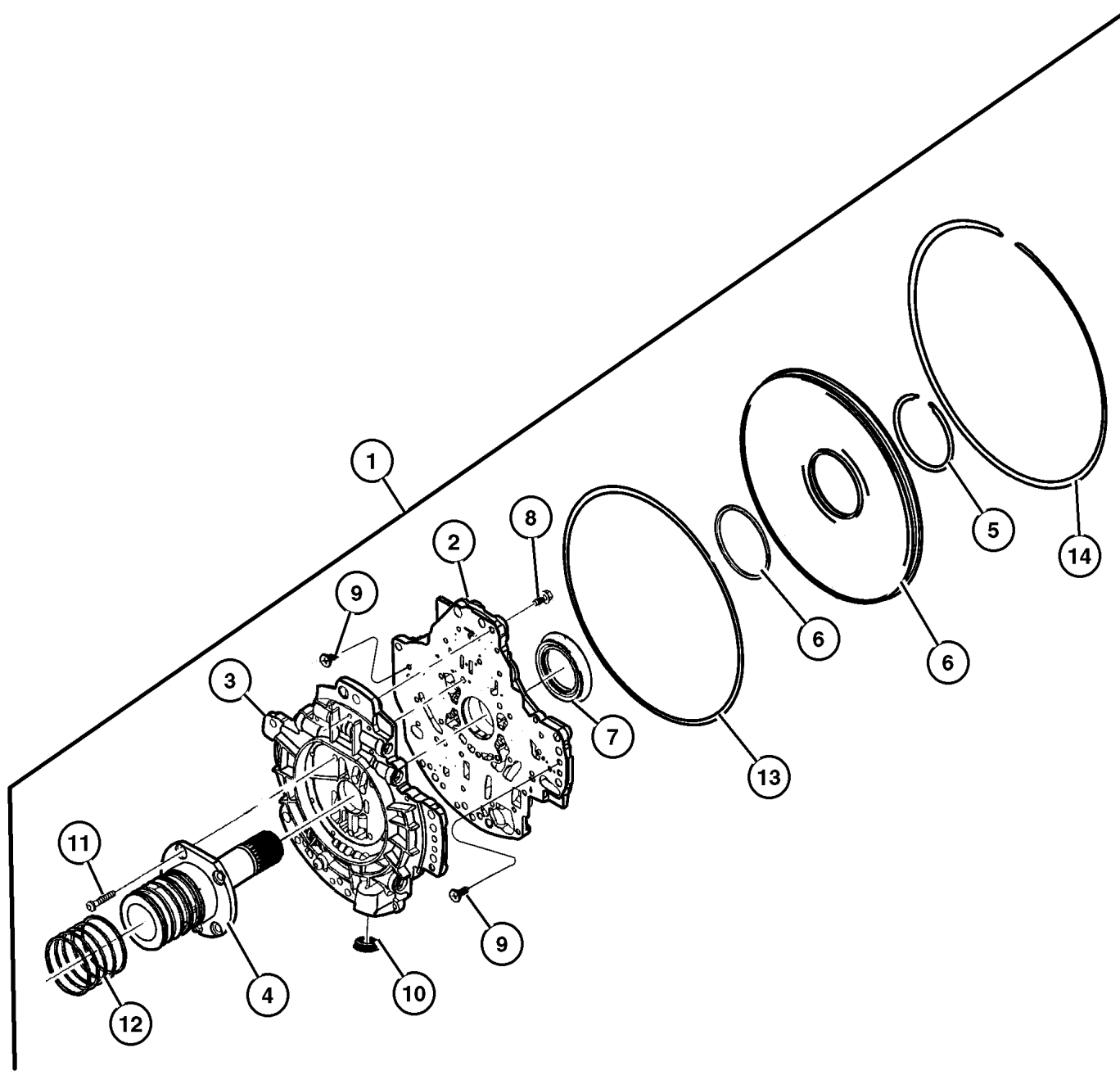
JEEP GRAND CHEROKEE (WJ)

SERIES	LINE	BODY	ENGINE	TRANSMISSION
H = Laredo	J = 4WD	74 = 4 Door	ER0, ERH = 4.0L, Power Tech	DGK = 4 Speed Autm, 42RE
P = Limited	T = 2WD		EV0, EVA = 4.7L, Power Tech	DGQ = 5 Speed Automatic 5-45RFE
				DG0 = All Automatic Transm

AR = Use as required - = Non illustrated part # = New this model year

July 17, 2002

Oil Pump [45RFE] [DGQ]
Figure 45RFE-310



ITEM	PART NUMBER	QTY	LINE	SERIES	BODY	ENGINE	TRANS	DESCRIPTION
1								PUMP PACKAGE, Transmission
	5072 589AA	1	T				DGQ	
		1	J				DGQ	
2								HOUSING, Pump, (NOT SERVICED) (Not Serviced)
3								BODY, Oil Pump Valve, (NOT SERVICED) (Not Serviced)
4								SUPPORT, Reaction Shaft, (NOT SERVICED) (Not Serviced)
5								SNAP RING, Transmission
	4799 082	1	T				DGQ	
		1	J				DGQ	
6								COVER, Oil Pump
	4799 609	1	T				DGQ	
		1	J				DGQ	
7								SEAL, Transmission Oil Pump
	4617 919	1	T				DGQ	
		1	J				DGQ	
8								SCREW AND WASHER, Pan Head, M5x.8x25
	6500 215	24	T				DGQ	
		24	J				DGQ	
9								SCREW, Pan Head, M5 x 0.8 x 12.60
	6503 232	1	T				DGQ	
		1	J				DGQ	
10								SEAL, Oil Pump
	4799 964AB	1	T				DGQ	
		1	J				DGQ	
11								SCREW, Button Head
	6504 661	5	T				DGQ	
		5	J				DGQ	
12								RING, Transmission
	4799 056	5	T				DGQ	
		5	J				DGQ	
13								O RING, Oil Pump, .
	4799 003	1	T				DGQ	
		1	J				DGQ	
14								SNAP RING, Transmission
	4799 005	1	T				DGQ	
		1	J				DGQ	

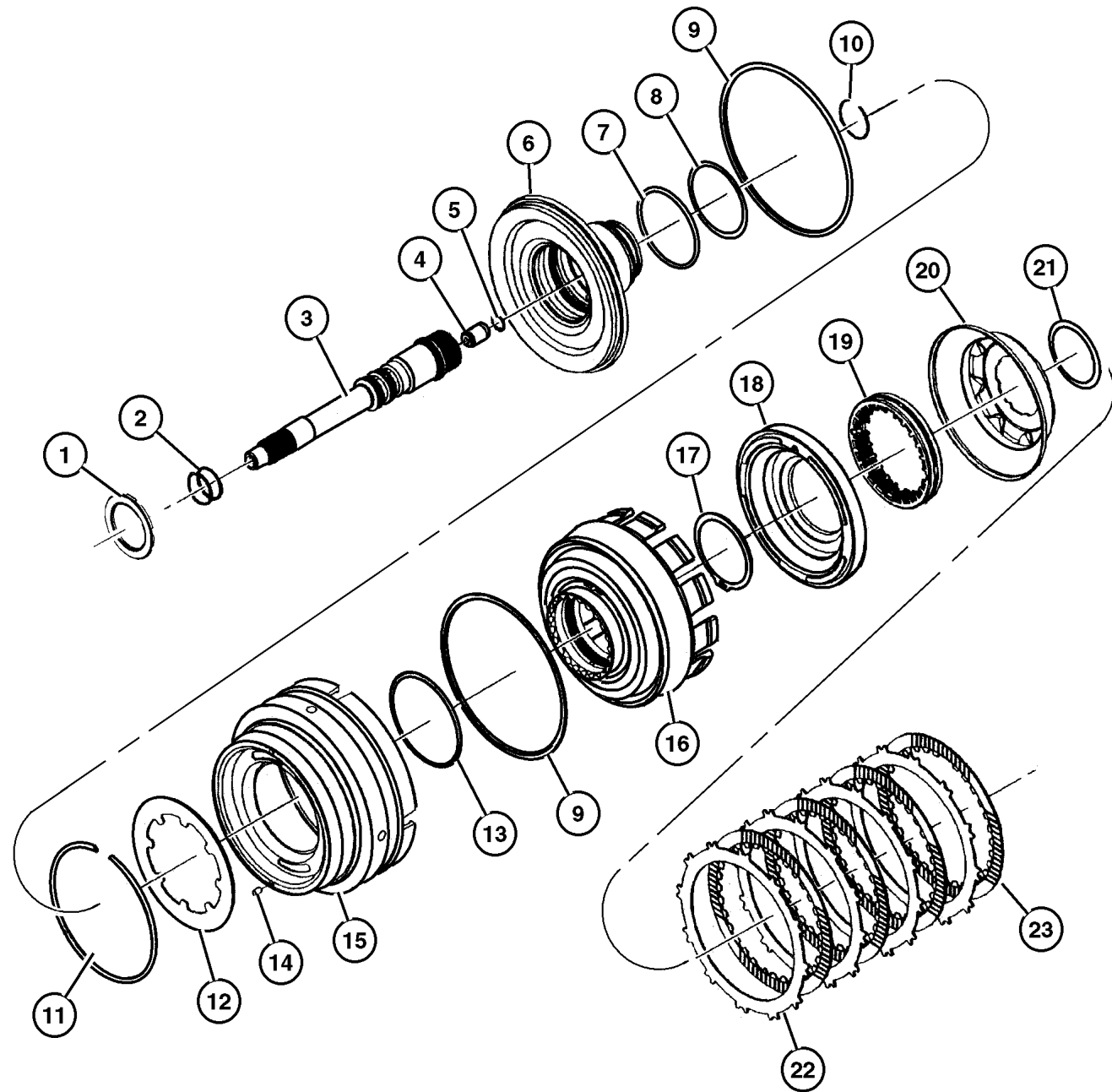
JEEP GRAND CHEROKEE (WJ)

SERIES	LINE	BODY	ENGINE	TRANSMISSION
H = Laredo	J = 4WD	74 = 4 Door	ER0, ERH = 4.0L, Power Tech	DGK = 4 Speed Autm, 42RE
P = Limited	T = 2WD		EV0, EVA = 4.7L, Power Tech	DGQ = 5 Speed Automatic 5-45RFE
				DG0 = All Automatic Transm

AR = Use as required - = Non illustrated part # = New this model year

July 17, 2002

**Input Shaft 45RFE [DGQ]
Figure 45RFE-410**



ITEM	PART NUMBER	QTY	LINE	SERIES	BODY	ENGINE	TRANS	DESCRIPTION
NOTES: Sales Codes								
[DGQ] = 45RFE Multi Speed Automatic Transmission								
1	4799 469	1	T				DGQ	THRUST BEARING, Needle Roller
		1	J				DGQ	
2	4799 539	2	T				DGQ	SEAL, Input Shaft, PKG 05013090AA
		2	J				DGQ	
3	4799 537	1	T				DGQ	SHAFT, Input
		1	J				DGQ	
4	4799 974AA	1	T				DGQ	CHECK VALVE, Transmission
		1	J				DGQ	
5	4799 978AA	1	T				DGQ	SNAP RING
		1	J				DGQ	
6	4799 536AC	1	T				DGQ	HUB, Input Clutch
		1	J				DGQ	
7	4799 073	1	T				DGQ	O RING, Transmission Clutch, PKG 05013090AA
		1	J				DGQ	
8	4799 755	1	T				DGQ	O RING, Transmission Clutch, PKG 05013090AA
		1	J				DGQ	
9	4799 090	1	T				DGQ	SEAL, Input, PKG 05013090aa
		1	J				DGQ	
10	4799 538	1	T				DGQ	SNAP RING, Input Shaft
		1	J				DGQ	
11	4799 088	1	T				DGQ	SNAP RING, Transmission
		1	J				DGQ	
12	4799 087	1	T				DGQ	SPRING, Piston Return
		1	J				DGQ	
13	4799 089	1	T				DGQ	O RING, Reverse & O/Drive Clutch Piston, Transmission, PKG 05013090AA

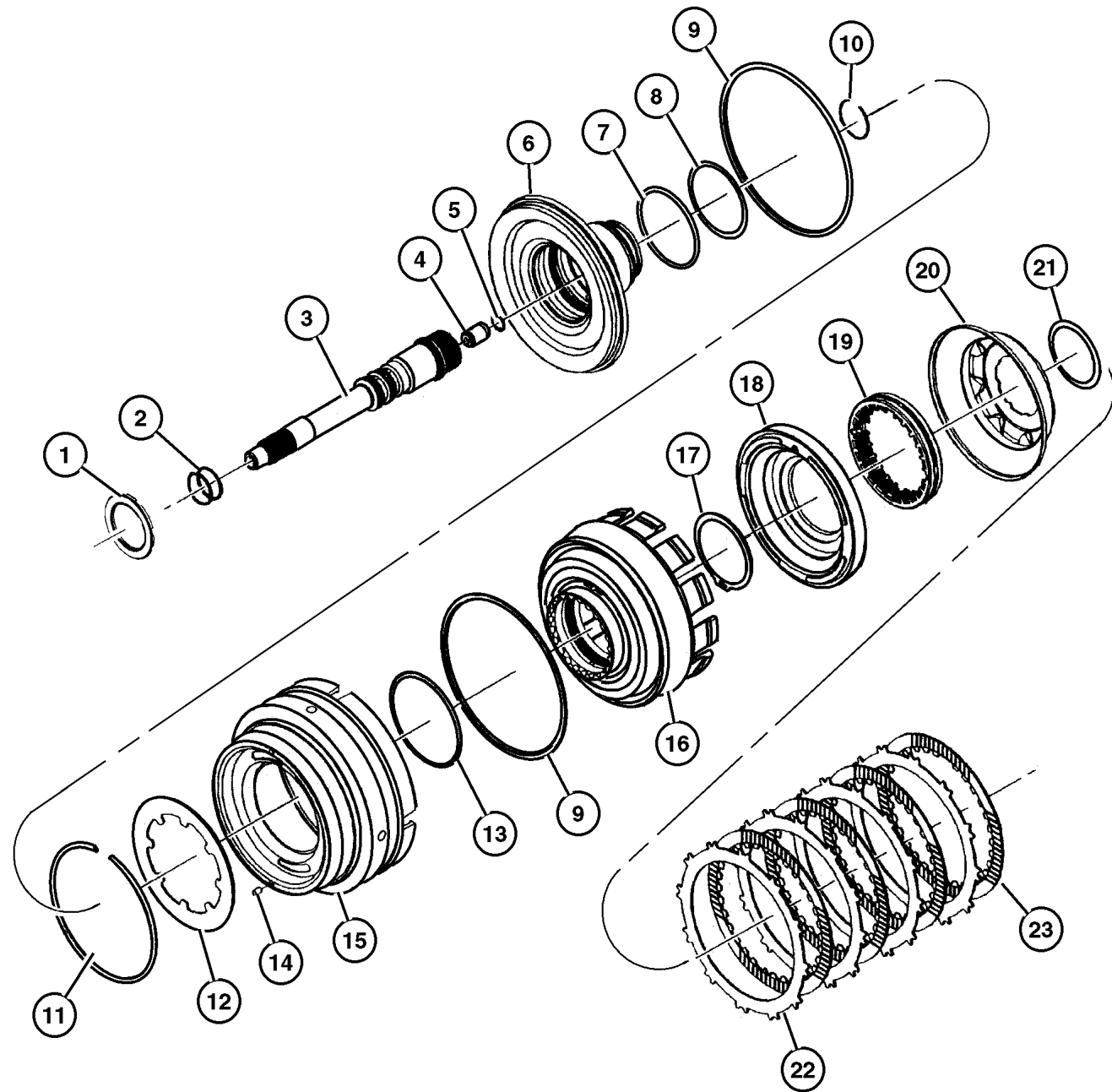
JEEP GRAND CHEROKEE (WJ)

SERIES	LINE	BODY	ENGINE	TRANSMISSION
H = Laredo	J = 4WD	74 = 4 Door	ER0, ERH = 4.0L, Power Tech	DGK = 4 Speed Autm, 42RE
P = Limited	T = 2WD		EV0, EVA = 4.7L, Power Tech	DGQ = 5 Speed Automatic 5-45RFE
				DG0 = All Automatic Transm

AR = Use as required - = Non illustrated part # = New this model year

July 17, 2002

**Input Shaft 45RFE [DGQ]
Figure 45RFE-410**



ITEM	PART NUMBER	QTY	LINE	SERIES	BODY	ENGINE	TRANS	DESCRIPTION
		1	J				DGQ	
14	4531 903	1	T				DGQ	FILTER, Reverse And O/D Clutch
		1	J				DGQ	
15	4799 645	1	T				DGQ	PISTON, Reverse and Overdrive
		1	J				DGQ	
16	4799 648	1	T				DGQ	RETAINER, Transmission Input Clutch
		1	J				DGQ	
17	4799 247	1	T				DGQ	SNAP RING
		1	J				DGQ	
18	4799 650	1	T				DGQ	PISTON, Underdrive
		1	J				DGQ	
19	4799 101	1	T				DGQ	SPRING, Undredrive Piston, PKG 05013090AA
		1	J				DGQ	
20	4799 652	1	T				DGQ	PISTON, Underdrive
		1	J				DGQ	
21	4799 103	1	T				DGQ	SNAP RING, Transmission, PKG 05013090AA
		1	J				DGQ	
22								PLATE, PKG 05013090AA, (NOT SERVICED) (Not Serviced)
23								DISC, Clutch, PKG 05013090AA, (NOT SERVICED) (Not Serviced)

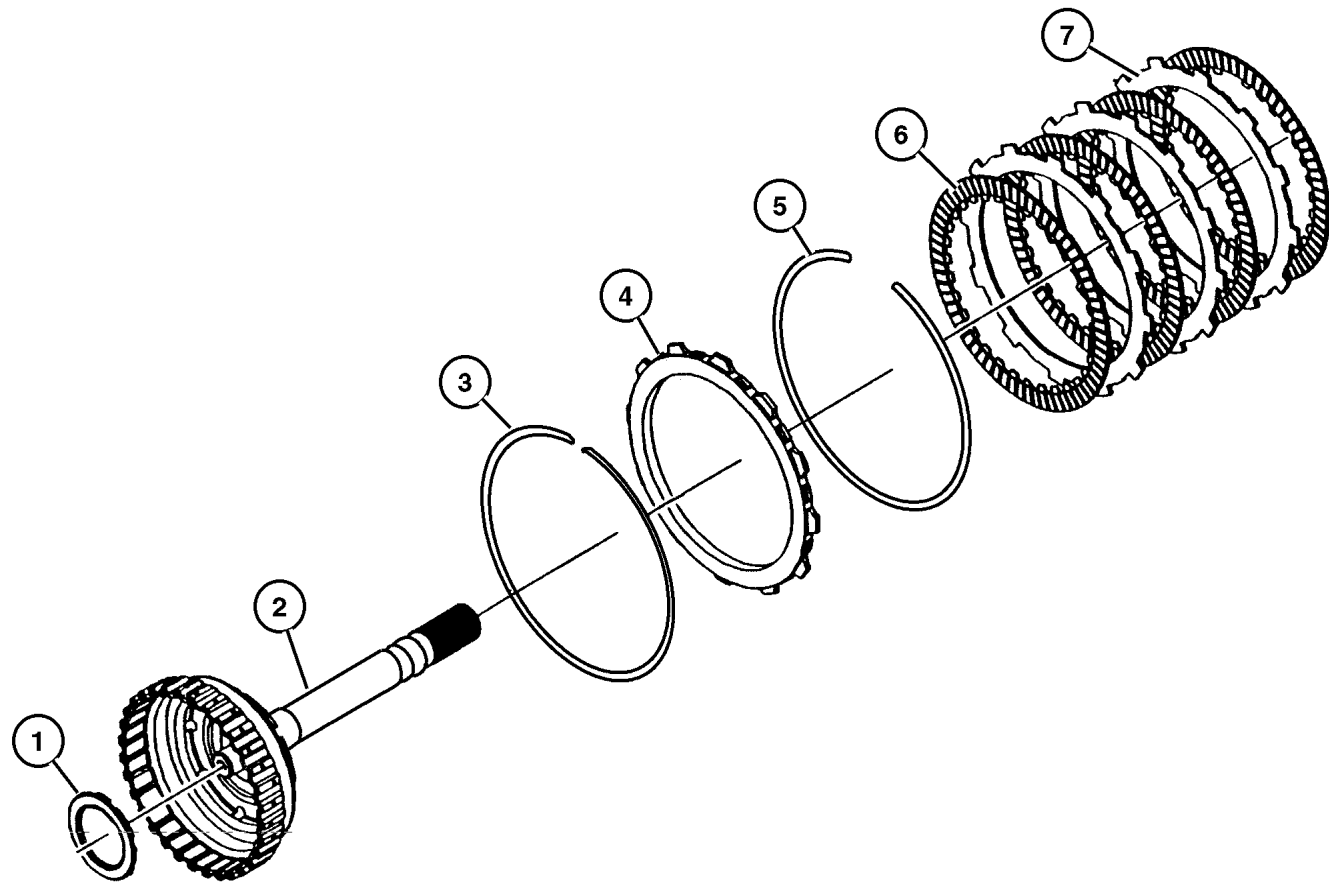
JEEP GRAND CHEROKEE (WJ)

SERIES	LINE	BODY	ENGINE	TRANSMISSION
H = Laredo	J = 4WD	74 = 4 Door	ER0, ERH = 4.0L, Power Tech	DGK = 4 Speed Autm, 42RE
P = Limited	T = 2WD		EV0, EVA = 4.7L, Power Tech	DGQ = 5 Speed Automatic 5-45RFE
				DG0 = All Automatic Transm

AR = Use as required - = Non illustrated part # = New this model year

July 17, 2002

**Underdrive 45RFE [DGQ]
Figure 45RFE-420**



ITEM	PART NUMBER	QTY	LINE	SERIES	BODY	ENGINE	TRANS	DESCRIPTION
NOTES: Sales Codes								
[DGQ] = 45RFE Multi Speed Automatic Transmission								
1	4799 469	1	T				DGQ	THRUST BEARING, Needle Roller
		1	J				DGQ	
2	4799 546	1	T				DGQ	HUB AND SHAFT, Underdrive Clutch
		1	J				DGQ	
3	4799 760	1	T				DGQ	SNAP RING, Transmission
		1	J				DGQ	
4	4799 107AB	AR	T				DGQ	PLATE, Transmission Clutch Reaction 7.00/7.16 mm Thick
		AR	J				DGQ	7.00/7.16mm Thick
	4799 108AB	AR	T				DGQ	3.05/3.21mm Thick
		AR	J				DGQ	3.05/3.21mm Thick
	4799 109AB	AR	T				DGQ	3.60/3.76mm Thick
		AR	J				DGQ	3.60/3.76mm Thick
5								SNAP RING, PKG 05013090AA, (NOT SERVICED) (Not Serviced)
6								DISC, Clutch, PKG 05013090AA, (NOT SERVICED) (Not Serviced)
7								PLATE, PKG 05013090AA, (NOT SERVICED) (Not Serviced)

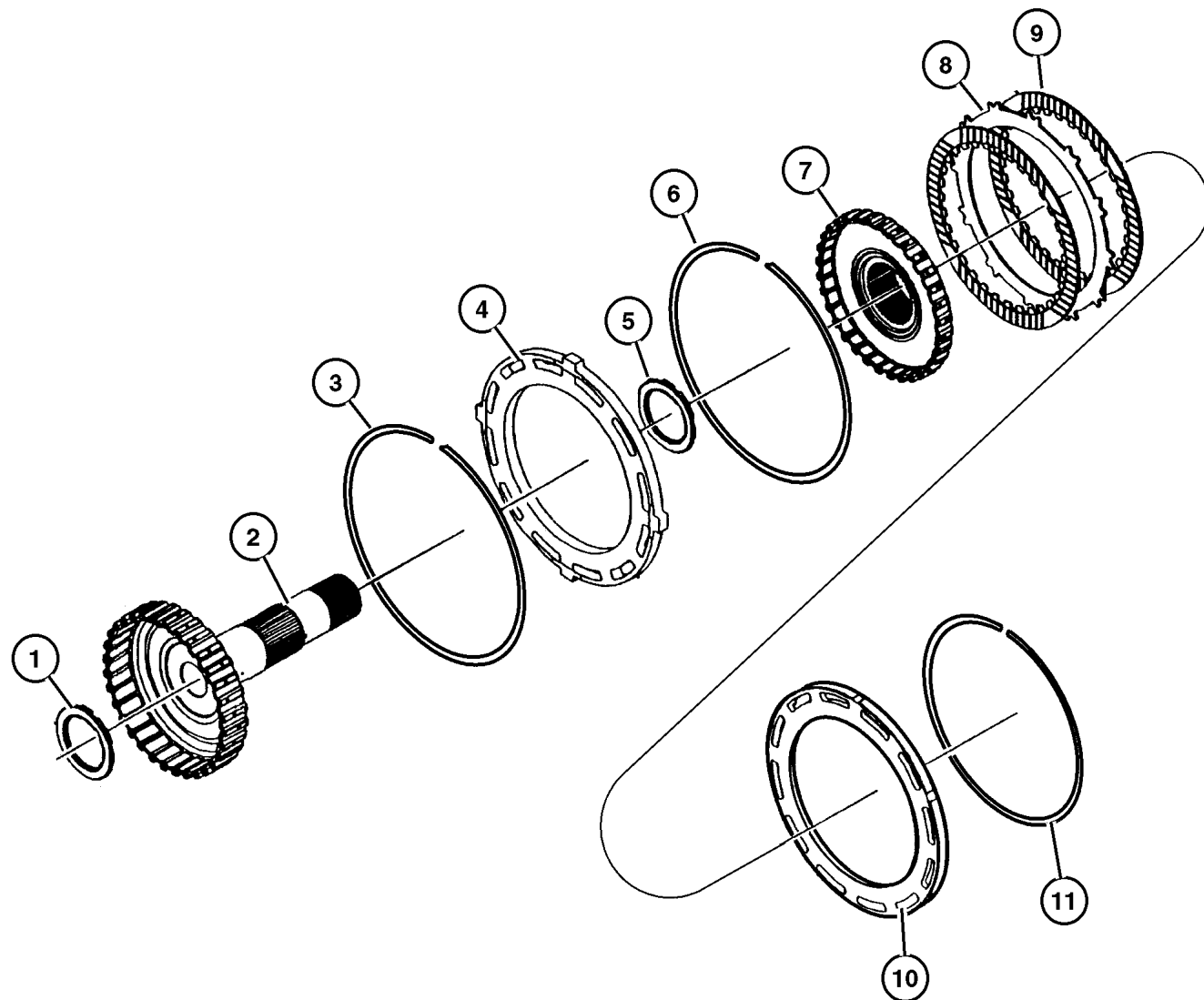
JEEP GRAND CHEROKEE (WJ)

SERIES	LINE	BODY	ENGINE	TRANSMISSION
H = Laredo	J = 4WD	74 = 4 Door	ER0, ERH = 4.0L, Power Tech	DGK = 4 Speed Autm, 42RE
P = Limited	T = 2WD		EV0, EVA = 4.7L, Power Tech	DGQ = 5 Speed Automatic 5-45RFE
				DG0 = All Automatic Transm

AR = Use as required - = Non illustrated part # = New this model year

July 17, 2002

Overdrive 45RFE [DGQ]
Figure 45RFE-430



ITEM	PART NUMBER	QTY	LINE	SERIES	BODY	ENGINE	TRANS	DESCRIPTION
NOTES: Sales Codes								
[DGQ] = 45RFE Multi Speed Automatic Transmission								
1	4799 469	1	T				DGQ	THRUST BEARING, Needle Roller
		1	J				DGQ	
2	4799 550	1	T				DGQ	HUB AND SHAFT, Overdrive Clutch
		1	J				DGQ	
3	4799 118	1	T				DGQ	SNAP RING, Overdrive Clutch
		1	J				DGQ	
4	4799 116	1	T				DGQ	PLATE, Clutch Pressure
		1	J				DGQ	
5	4799 469	1	T				DGQ	THRUST BEARING, Needle Roller
		1	J				DGQ	
6	4799 117	1	T				DGQ	SNAP RING, Transmission
		1	J				DGQ	
7	4799 556	1	T				DGQ	HUB AND SHAFT, Reverse Clutch
		1	J				DGQ	
8								PLATE, PKG 05013090AA, (NOT SERVICED) (Not Serviced)
9								DISC, Clutch, PKG 05013090AA, (NOT SERVICED) (Not Serviced)
10	4799 121	1	T				DGQ	PLATE, Transmission Clutch Reaction
		1	J				DGQ	
11								SNAP RING, PKG 05013090AA, (NOT SERVICED) (Not Serviced)

JEEP GRAND CHEROKEE (WJ)

SERIES	LINE	BODY	ENGINE	TRANSMISSION
H = Laredo	J = 4WD	74 = 4 Door	ER0, ERH = 4.0L, Power Tech	DGK = 4 Speed Autm, 42RE
P = Limited	T = 2WD		EV0, EVA = 4.7L, Power Tech	DGQ = 5 Speed Automatic 5-45RFE DG0 = All Automatic Transm

AR = Use as required - = Non illustrated part # = New this model year

July 17, 2002

**2/4 Clutch Retainer 45RFE [DGQ]
Figure 45RFE-440**

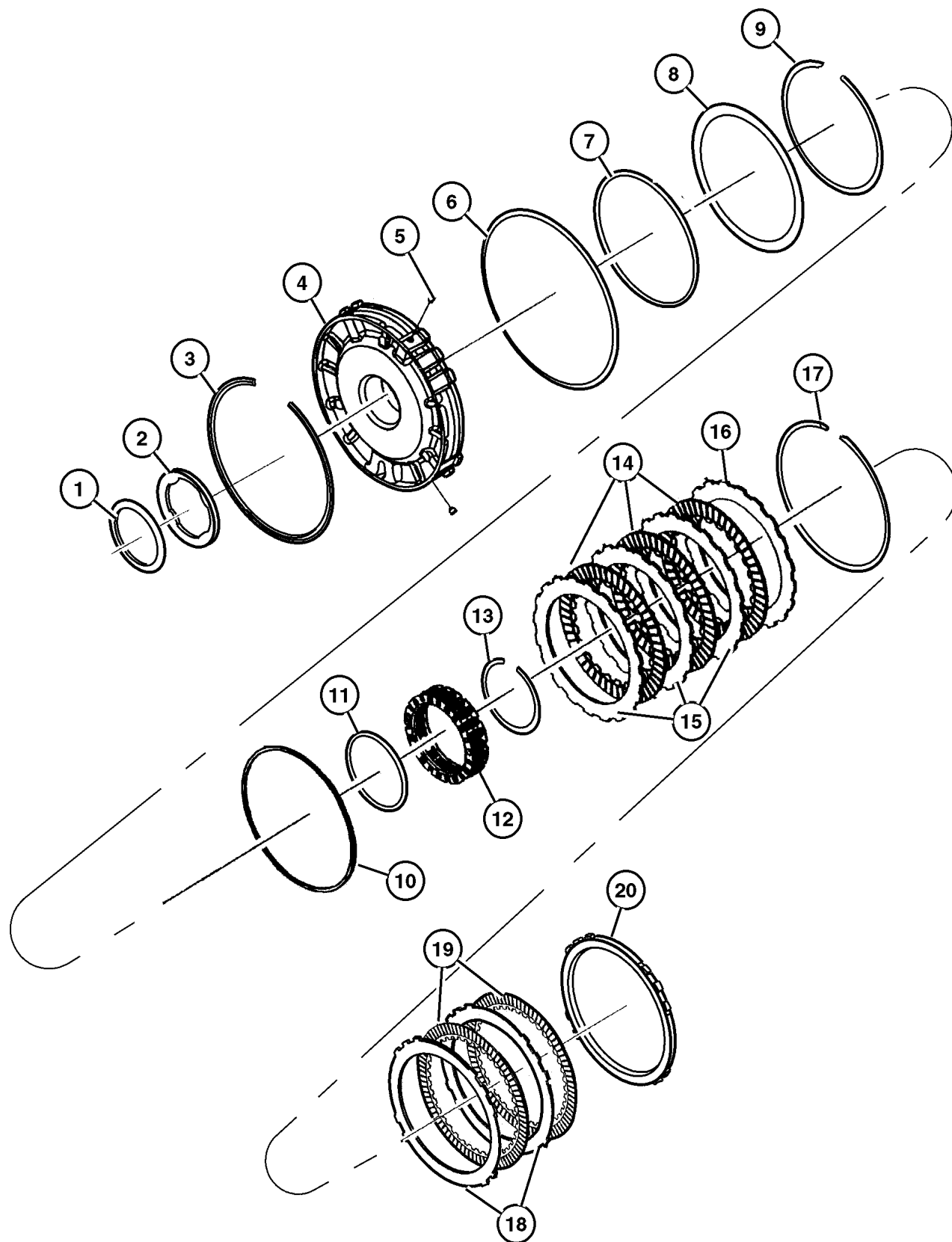
ITEM	PART NUMBER	QTY	LINE	SERIES	BODY	ENGINE	TRANS	DESCRIPTION
NOTES: Sales Codes								
[DGQ] = 45RFE Multi Speed Automatic Transmission								
1	4799 936AB	1	T				DGQ	THRUST BEARING, Needle Roller
		1	J				DGQ	
2								PLATE, Clutch Hub Thrust, PKG 05013093AB, (NOT SERVICED) (Not Serviced)
3	4799 680AB	1	T				DGQ	SNAP RING, Transmission
		1	J				DGQ	
4	4799 498	1	T				DGQ	RETAINER, Transmission 2nd and 4th Clutch Piston
		1	J				DGQ	
5	4799 086	1	T				DGQ	BLEED ORIFICE, Transmission
		1	J				DGQ	
6	4799 174	1	T				DGQ	SNAP RING, Transmission
		1	J				DGQ	
7								RING, PKG 05013093AB, (NOT SERVICED) (Not Serviced)
8	4799 521	1	T				DGQ	SPRING, 2nd And 4th Clutch Piston
		1	J				DGQ	
9	4799 522AB	1	T				DGQ	SNAP RING, Transmission
		1	J				DGQ	
10								RING, PKG 05013093AB, (NOT SERVICED) (Not Serviced)
11								RING, PKG 05013093AB, (NOT SERVICED) (Not Serviced)
12	4799 527AB	1	T				DGQ	SPRING, 2nd And 4th Clutch Piston
		1	J				DGQ	
13	4799 528AB	1	T				DGQ	SNAP RING, Transmission
		1	J				DGQ	
14								DISC, Clutch, PKG 05013087AA, (NOT SERVICED) (Not Serviced)
15								PLATE, Clutch Separator, PKG 05013087AA, (NOT SERVICED) (Not Serviced)

JEEP GRAND CHEROKEE (WJ)

SERIES	LINE	BODY	ENGINE	TRANSMISSION
H = Laredo	J = 4WD	74 = 4 Door	ER0, ERH = 4.0L, Power Tech	DGK = 4 Speed Autm, 42RE
P = Limited	T = 2WD		EV0, EVA = 4.7L, Power Tech	DGQ = 5 Speed Automatic 5-45RFE
				DG0 = All Automatic Transm

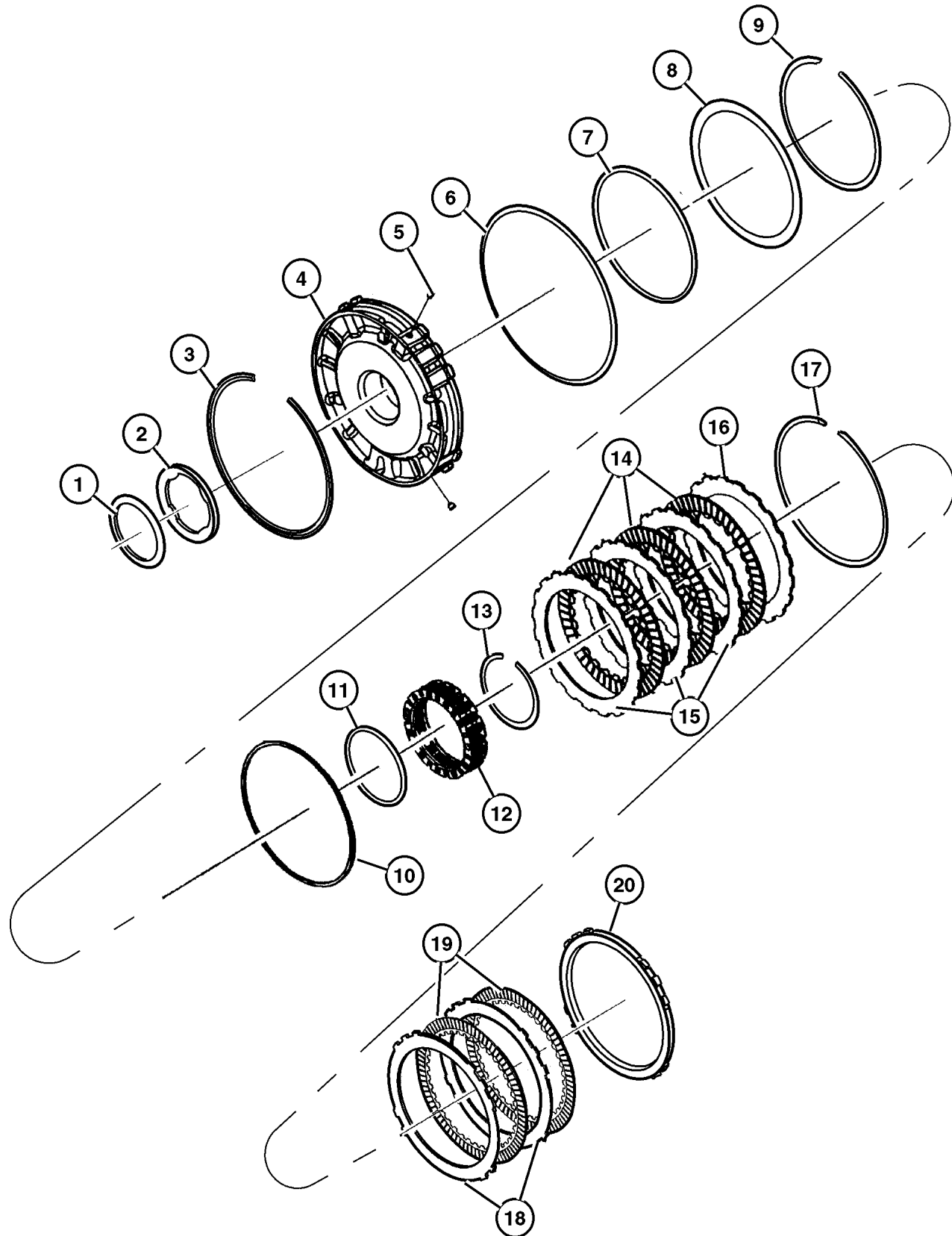
AR = Use as required - = Non illustrated part # = New this model year

July 17, 2002



**2/4 Clutch Retainer 45RFE [DGQ]
Figure 45RFE-440**

ITEM	PART NUMBER	QTY	LINE	SERIES	BODY	ENGINE	TRANS	DESCRIPTION
16								PLATE, Transmission Clutch Reaction
	4799 533	1	T				DGQ	
		1	J				DGQ	
17								SNAP RING, Transmission, PKG 05013087AA, (NOT SERVICED) (Not Serviced)
18								PLATE, PKG 05013087AA, (NOT SERVICED) (Not Serviced)
19								DISC, Clutch, PKG 05013087AA, (NOT SERVICED) (Not Serviced)
20								PLATE, PKG 05013087AA, (NOT SERVICED) (Not Serviced)



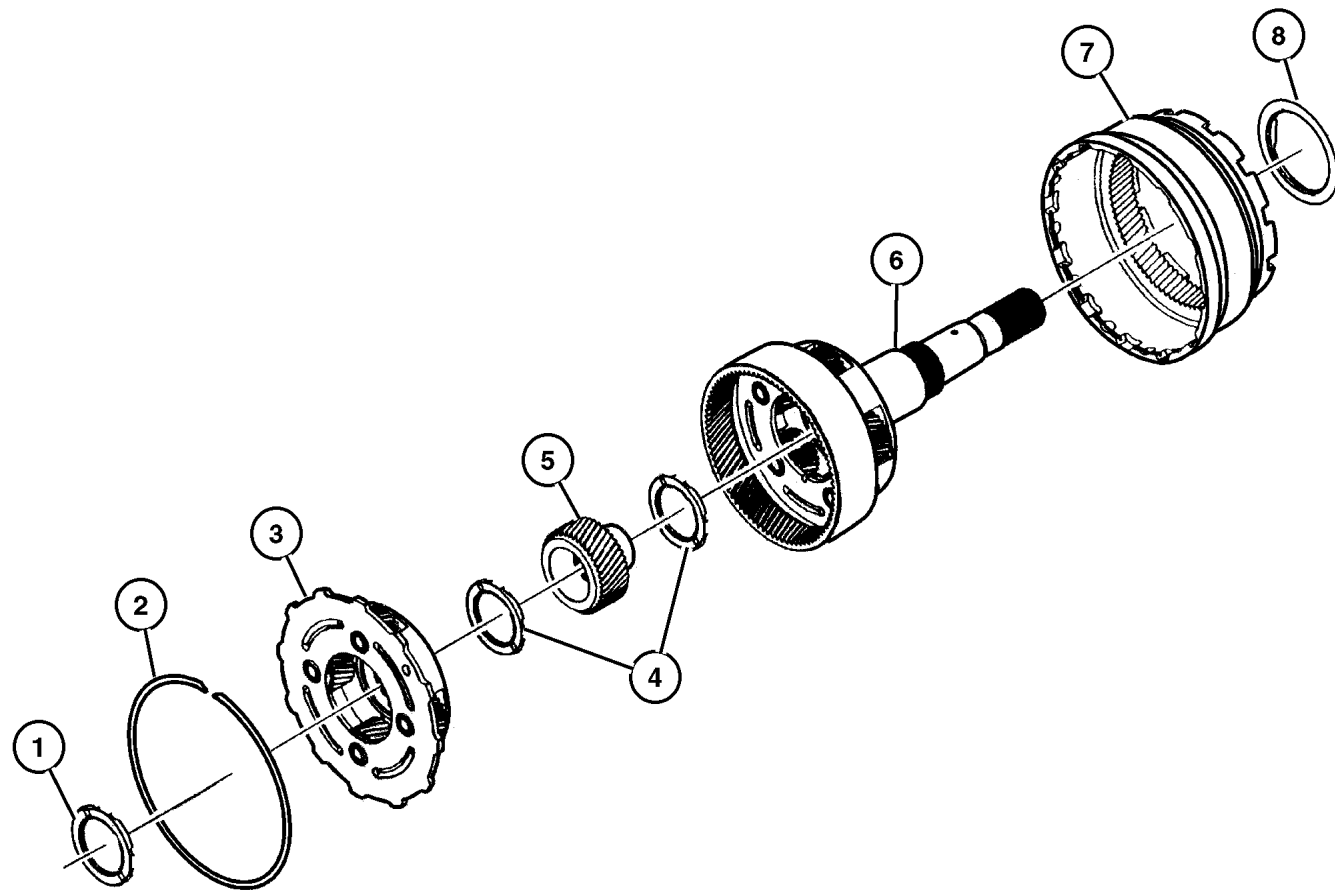
JEEP GRAND CHEROKEE (WJ)

SERIES	LINE	BODY	ENGINE	TRANSMISSION
H = Laredo	J = 4WD	74 = 4 Door	ER0, ERH = 4.0L, Power Tech	DGK = 4 Speed Autm, 42RE
P = Limited	T = 2WD		EV0, EVA = 4.7L, Power Tech	DGQ = 5 Speed Automatic 5-45RFE
				DG0 = All Automatic Transm

AR = Use as required - = Non illustrated part # = New this model year

July 17, 2002

**Input/Reverse Planetary 45RFE [DGQ]
Figure 45RFE-450**



ITEM	PART NUMBER	QTY	LINE	SERIES	BODY	ENGINE	TRANS	DESCRIPTION
NOTES: Sales Codes								
[DGQ] = 45RFE Multi Speed Automatic Transmission								
1	4799 469	1	T				DGQ	THRUST BEARING, Needle Roller
		1	J				DGQ	
2	4799 247	1	T				DGQ	SNAP RING
		1	J				DGQ	
3	4799 503	1	T				DG4	CARRIER, Reverse Complete
		1	J				DG4	
4	4799 469	1	T				DGQ	THRUST BEARING, Needle Roller
		1	J				DGQ	
5	4799 586	1	T				DG4	GEAR, Input Sun
		1	J				DG4	
6	4799 500	1	T				DG4	CARRIER, Input Complete
		1	J				DG4	
7	4799 501	1	T				DG4	GEAR, Annulus
		1	J				DG4	
8	4799 459	1	T				DGQ	THRUST BEARING, Needle Roller
		1	J				DGQ	

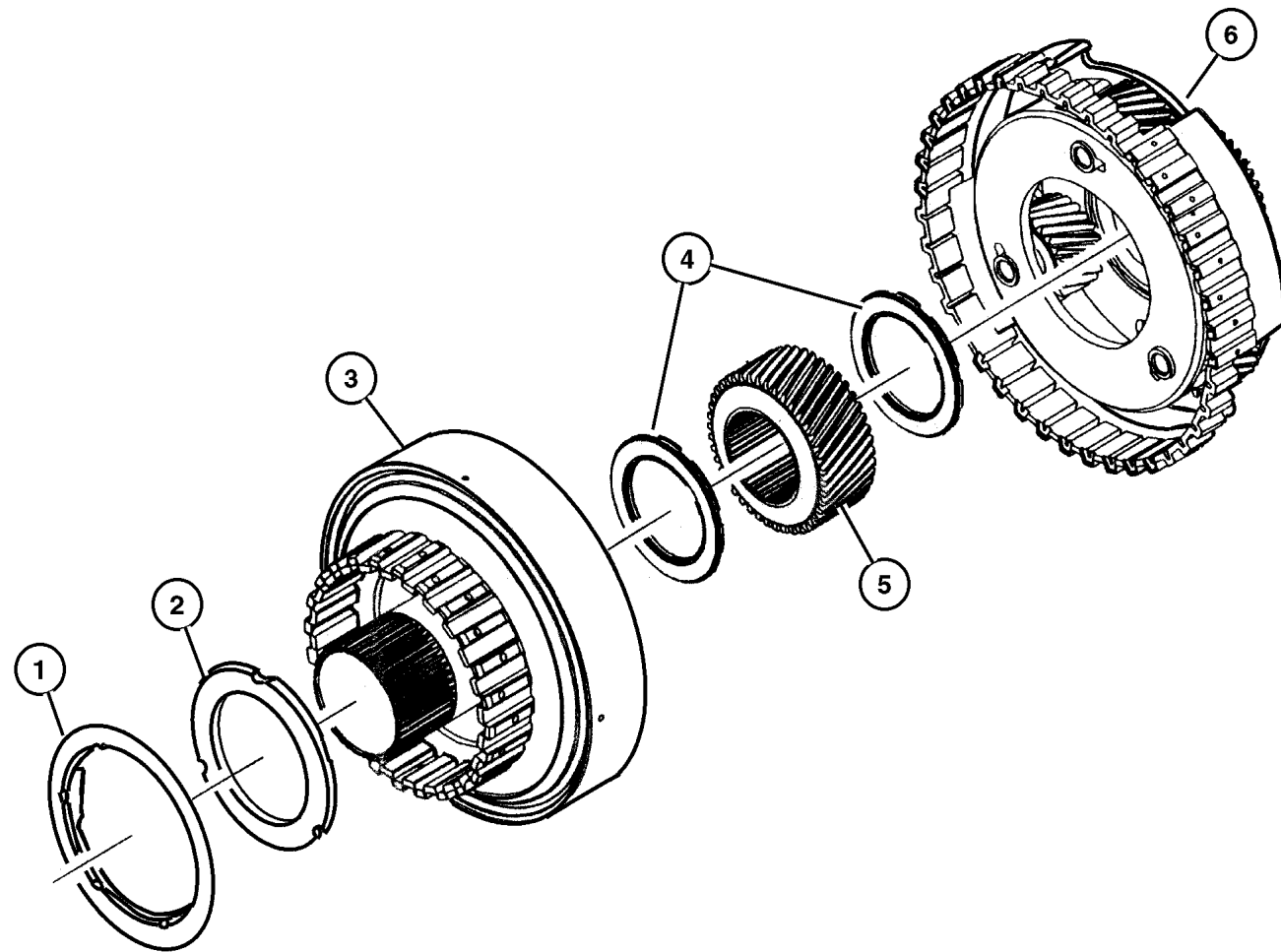
JEEP GRAND CHEROKEE (WJ)

SERIES	LINE	BODY	ENGINE	TRANSMISSION
H = Laredo	J = 4WD	74 = 4 Door	ER0, ERH = 4.0L, Power Tech	DGK = 4 Speed Autm, 42RE
P = Limited	T = 2WD		EV0, EVA = 4.7L, Power Tech	DGQ = 5 Speed Automatic 5-45RFE DG0 = All Automatic Transm

AR = Use as required - = Non illustrated part # = New this model year

July 17, 2002

**Reaction Annulus/Sun Gear 45RFE [DGQ]
Figure 45RFE-460**



ITEM	PART NUMBER	QTY	LINE	SERIES	BODY	ENGINE	TRANS	DESCRIPTION
NOTES; Sales Codes								
[DGQ] = 45RFE Multi Speed Automatic Transmission								
1	4799 459	1	T				DGQ	THRUST BEARING, Needle Roller
		1	J				DGQ	
2								THRUST WASHER, Planetary Carrier, PKG 05013092AA, (NOT SERVICED) (Not Serviced)
3	4799 501	1	T				DG4	GEAR, Annulus
		1	J				DG4	
4	4799 469	1	T				DGQ	THRUST BEARING, Needle Roller
		1	J				DGQ	
5	4799 602	1	T				DG4	GEAR, Reaction Sun
		1	J				DG4	
6	4799 619	1	T				DGQ	CARRIER, Reaction Complete
		1	J				DGQ	

JEEP GRAND CHEROKEE (WJ)

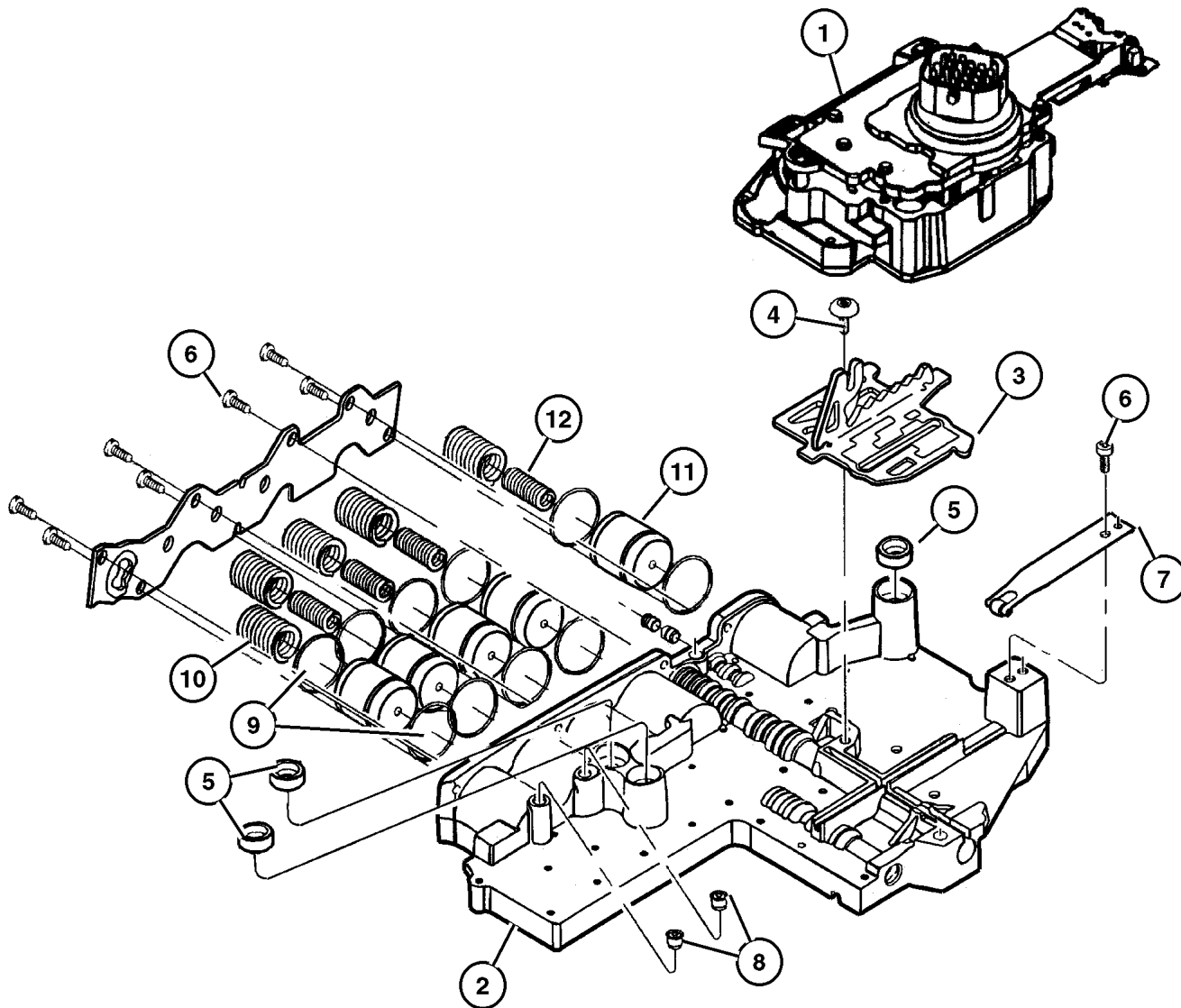
SERIES	LINE	BODY	ENGINE	TRANSMISSION
H = Laredo	J = 4WD	74 = 4 Door	ER0, ERH = 4.0L, Power Tech	DGK = 4 Speed Autm, 42RE
P = Limited	T = 2WD		EV0, EVA = 4.7L, Power Tech	DGQ = 5 Speed Automatic 5-45RFE
				DG0 = All Automatic Transm

AR = Use as required - = Non illustrated part # = New this model year

July 17, 2002

Valve Body 45RFE [DGQ]
Figure 45RFE-710

ITEM	PART NUMBER	QTY	LINE	SERIES	BODY	ENGINE	TRANS	DESCRIPTION
NOTES: Sales Codes								
[DGQ] = 45RFE Multi Speed Automatic Transmission								
1								SOLENOID, Transmission
	#4799 934AD	1	T				DGQ	
		1	J				DGQ	
2								VALVE BODY, Transfer Plate and Valve
	4799 588	1	T				DGQ	
		1	J				DGQ	
3								PLATE, Manual Valve Cam
	4799 654	1	T				DGQ	
		1	J				DGQ	
4								SCREW, Shoulder/Truss, M5x.8x12.5
	6501 710	1	T				DGQ	
		1	J				DGQ	
5								SEAL, Clutch Feed
	4799 778	3	T				DGQ	
		3	J				DGQ	
6								SCREW, Pan Head, M5 x 0.8 x 12.60
	6503 232	1	T				DGQ	
		1	J				DGQ	
7								DETENT, Valve Body
	4799 593	1	T				DGQ	
		1	J				DGQ	
8								BLEED ORIFICE, Transmission
	4799 086	2	T				DGQ	
		2	J				DGQ	
9								SEAL, Accumulator
	4446 544	10	T				DGQ	
		10	J				DGQ	
10								SPRING, Accumulator
	4471 880	5	T				DGQ	
		5	J				DGQ	
11								PISTON, 2nd and 4th Accumulator
	4446 620	5	T				DGQ	
		5	J				DGQ	
12								SPRING, Accumulator
	4567 575	4	T				DGQ	
		4	J				DGQ	
-13								BALL, Check
	4446 602	7	T				DGQ	
		7	J				DGQ	



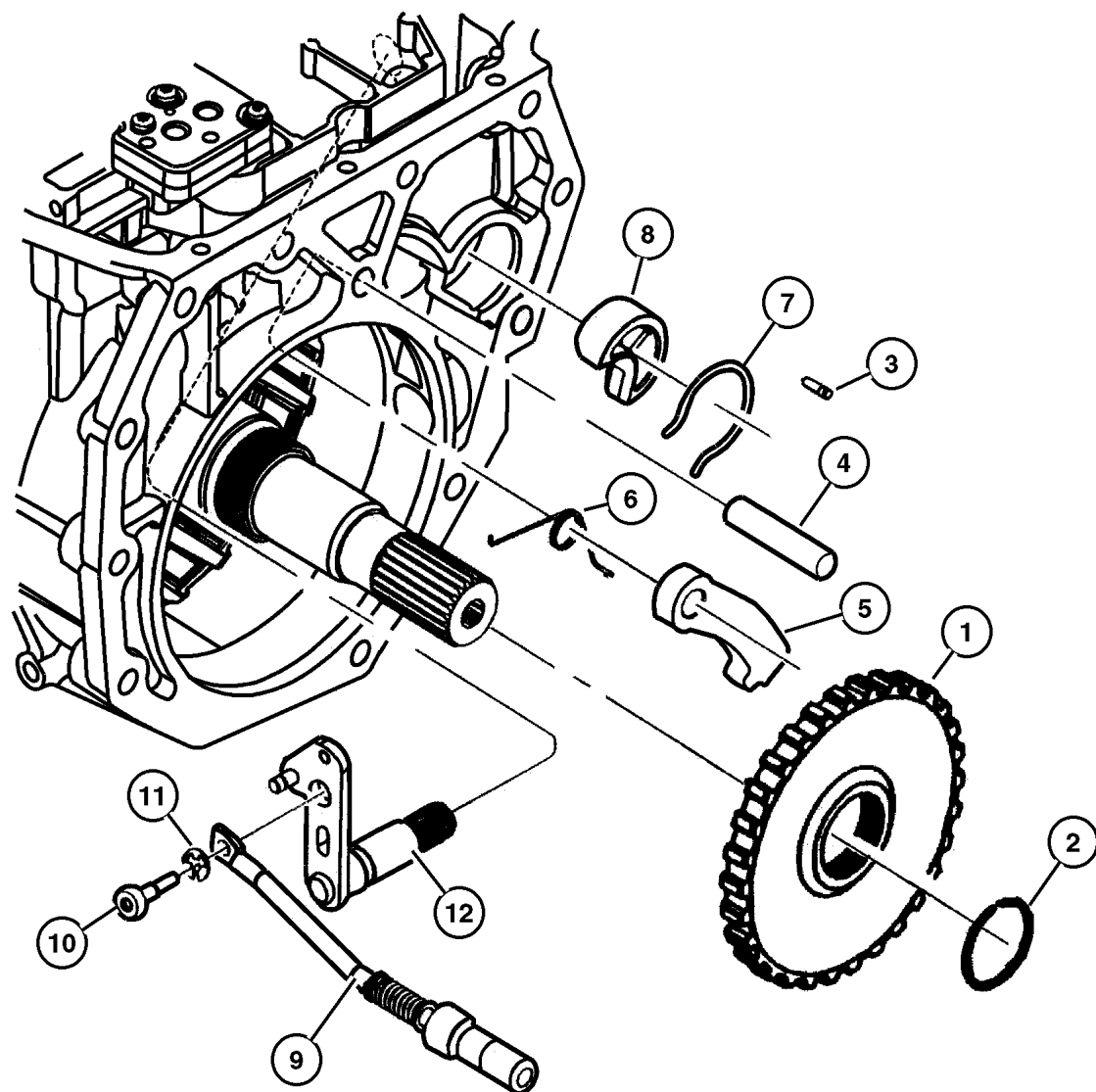
JEEP GRAND CHEROKEE (WJ)

SERIES	LINE	BODY	ENGINE	TRANSMISSION
H = Laredo	J = 4WD	74 = 4 Door	ER0, ERH = 4.0L, Power Tech	DGK = 4 Speed Autm, 42RE
P = Limited	T = 2WD		EV0, EVA = 4.7L, Power Tech	DGQ = 5 Speed Automatic 5-45RFE
				DG0 = All Automatic Transm

AR = Use as required - = Non illustrated part # = New this model year

July 17, 2002

**Parking Sprag 45RFE [DGQ]
Figure 45RFE-730**



ITEM	PART NUMBER	QTY	LINE	SERIES	BODY	ENGINE	TRANS	DESCRIPTION
NOTES: Sales Codes								
[DGQ] = 45RFE Multi Speed Automatic Transmission								
1								SPRAG, Transmission Parking
	4799 493	1	T				DGQ	
		1	J				DGQ	
2								SNAP RING, Transmission
	4799 704	1	T				DGQ	
		1	J				DGQ	
3								PIN
	0456 636	1	T				DGQ	
		1	J				DGQ	
4								SHAFT, Parking Pawl
	4799 450	1	T				DGQ	
		1	J				DGQ	
5								PAWL, Parking Sprag
	4799 744AC	1	T				DGQ	
		1	J				DGQ	
6								SPRING, Torsion
	4799 451	1	T				DGQ	
		1	J				DGQ	
7								SNAP RING
	4799 313	1	T				DGQ	
		1	J				DGQ	
8								GUIDE, Parking Sprag Pawl
	4799 774	1	T				DGQ	
		1	J				DGQ	
9								ROD, Parking Sprag
	4799 611	1	T				DGQ	
		1	J				DGQ	
10								SCREW, M6x1x30
	6504 548	1	T				DGQ	
		1	J				DGQ	
11								SNAP RING, Rod
	6035 256	1	T				DGQ	
		1	J				DGQ	
12								LEVER, Shift Shaft
	4799 453	1	T				DGQ	
		1	J				DGQ	

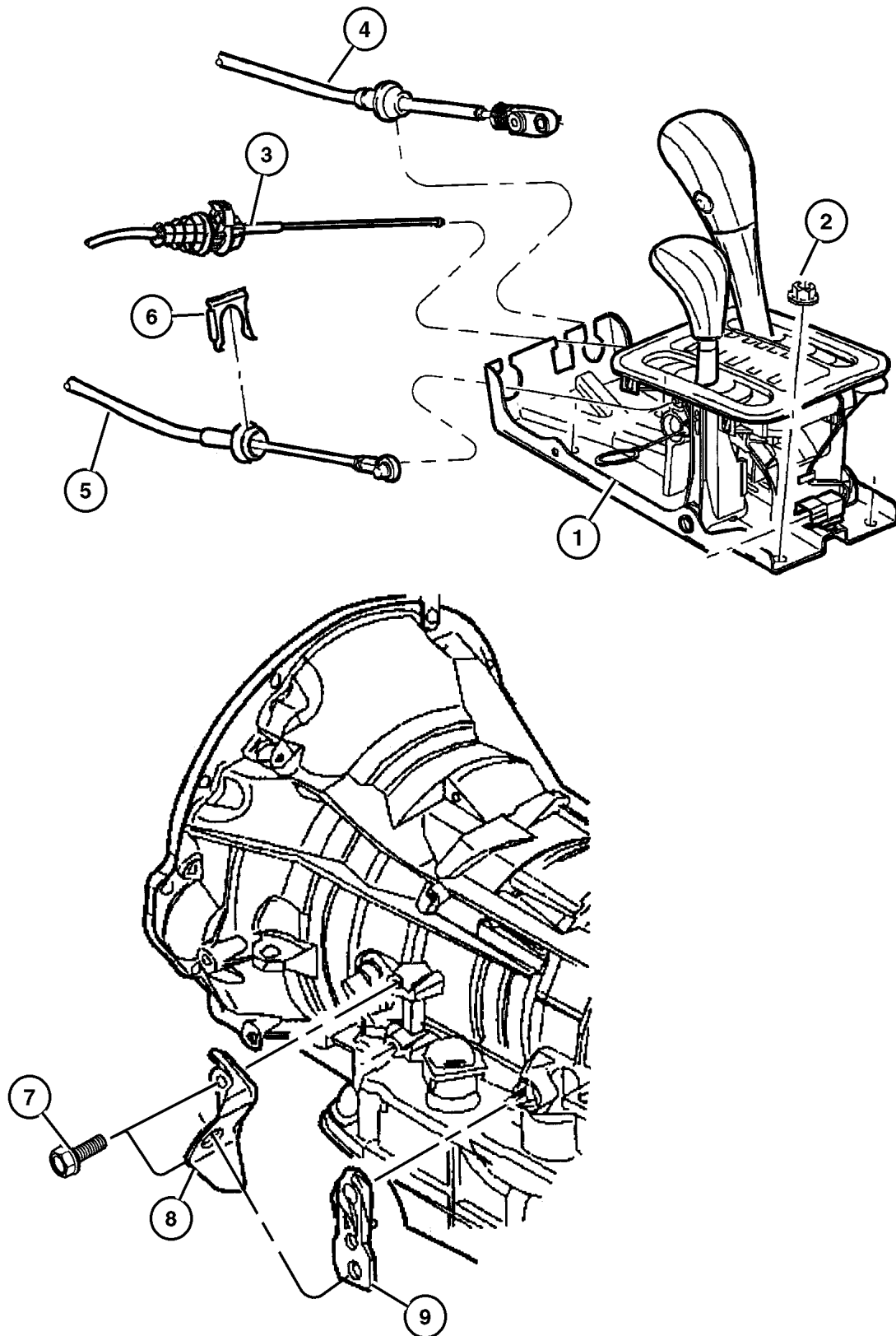
JEEP GRAND CHEROKEE (WJ)

SERIES	LINE	BODY	ENGINE	TRANSMISSION
H = Laredo	J = 4WD	74 = 4 Door	ER0, ERH = 4.0L, Power Tech	DGK = 4 Speed Autm, 42RE
P = Limited	T = 2WD		EV0, EVA = 4.7L, Power Tech	DGQ = 5 Speed Automatic 5-45RFE
				DG0 = All Automatic Transm

AR = Use as required - = Non illustrated part # = New this model year

July 17, 2002

**Gearshift Controls 45RFE [DGQ]
Figure 45RFE-1210**



ITEM	PART NUMBER	QTY	LINE	SERIES	BODY	ENGINE	TRANS	DESCRIPTION
NOTES: Sales Codes								
[DG0] = All Automatic Transmissions								
DGQ = 45RFE Multi Speed Automatic Transmission								
DSB = Vari-Lok Progressive Front Axle								
1								HOUSING AND LEVER, Shifter
	52104 147AB	1	T				DG0	2WD
	52104 149AC	1	J				DG0	With 242 T/C
	52104 151AB	1	J				DG0	With 247 T/C Without Vari-Lok
	52104 374AB	1	J				DG0	With 247 T/C With Vari-Lok
2	6101 695	4						NUT, Hex Flange Lock, M8x1.25
3	52104 054AB	1					DG0	CABLE, Park Interlock
4	52104 060AC	1					DG0	CABLE, Gearshift Control
5	52104 218AB	1	J				DG0	CABLE, Gearshift Control
6	4269 830	2	J					CLIP, Cable
7	6101 758	2					DGQ	SCREW, Hex Head, M8x1.25x20
8	52104 371AB	1					DGQ	BRACKET, Shift Cable
9	5210 4177	1					DGQ	LEVER, Manual Control

JEEP GRAND CHEROKEE (WJ)

SERIES	LINE	BODY	ENGINE	TRANSMISSION
H = Laredo	J = 4WD	74 = 4 Door	ER0, ERH = 4.0L, Power Tech	DGK = 4 Speed Autm, 42RE
P = Limited	T = 2WD		EV0, EVA = 4.7L, Power Tech	DGQ = 5 Speed Automatic 5-45RFE
				DG0 = All Automatic Transm

AR = Use as required - = Non illustrated part # = New this model year

July 17, 2002

LR Clutch 45RFE [DGQ]
Figure 45RFE-1302

LR CLUTCH PACKAGE 05013091aa

	D-ring, external (L/R piston outer)
	D-ring, internal (L/R piston inner)
(6)	Plate, clutch separator (1.74mm thk)
(6)	Disc assy, clutch (L/R)
	Snap ring, flat (1.5/1.6 thk)
	Snap ring, flat (2.03/2.13 thk)
	Snap ring, flat (2.54/2.68 thk)
(2)	Retainer, c-clip

1

ITEM	PART NUMBER	QTY	LINE	SERIES	BODY	ENGINE	TRANS	DESCRIPTION
------	-------------	-----	------	--------	------	--------	-------	-------------

NOTES: Sales Codes

[DGQ] = 45RFE Multi Speed Automatic Transmission

1								CLUTCH PACKAGE, Automatic Transmission, Low/Reverse
	5013 091AA	1	T				DGQ	
		1	J				DGQ	

JEEP GRAND CHEROKEE (WJ)

SERIES	LINE	BODY	ENGINE	TRANSMISSION
H = Laredo	J = 4WD	74 = 4 Door	ER0, ERH = 4.0L, Power Tech	DGK = 4 Speed Autm, 42RE
P = Limited	T = 2WD		EV0, EVA = 4.7L, Power Tech	DGQ = 5 Speed Automatic 5-45RFE
				DG0 = All Automatic Transm

AR = Use as required - = Non illustrated part # = New this model year

July 17, 2002

**Input Clutch Plate 45RFE [DGQ]
Figure 45RFE-1303**

SELECTIVE THRUST PLATES 05013093aa
INPUT CLUTCH THRUST PLATE PKG

	Thrust plate, input clutc 1.52 / 1.61
	Thrust plate, input clutc 1.66 / 1.75
	Thrust plate, input clutc 1.80 / 1.89
	Thrust plate, input clutc 1.94 / 2.03
	Thrust plate, input clutc 2.08 / 2.17
	Thrust plate, input clutc 2.22 / 2.31
	Thrust plate, input clutc 2.36 / 2.45
	Thrust plate, input clutc 2.50 / 2.59
	Thrust plate, input clutc 2.64 / 2.73
	Thrust plate, input clutc 2.78 / 2.87
	Thrust plate, input clutc 2.92 / 3.01
	Thrust plate, input clutc 3.06 / 3.15
	Thrust plate, input clutc 3.20 / 3.29
	Thrust plate, input clutc 3.34 / 3.43
	Thrust plate, input clutc 3.62 / 3.71

①

ITEM	PART NUMBER	QTY	LINE	SERIES	BODY	ENGINE	TRANS	DESCRIPTION
------	-------------	-----	------	--------	------	--------	-------	-------------

NOTES: Sales Codes

[DGQ] = 45RFE Multi Speed Automatic Transmission

1	5013 093AA	1	T				DGQ	PLATE PACKAGE, Input Clutch Thrust
		1	J				DGQ	

JEEP GRAND CHEROKEE (WJ)

SERIES	LINE	BODY	ENGINE	TRANSMISSION
H = Laredo	J = 4WD	74 = 4 Door	ER0, ERH = 4.0L, Power Tech	DGK = 4 Speed Autm, 42RE
P = Limited	T = 2WD		EV0, EVA = 4.7L, Power Tech	DGQ = 5 Speed Automatic 5-45RFE
				DG0 = All Automatic Transm

AR = Use as required - = Non illustrated part # = New this model year

July 17, 2002

O/H 45RFE [DGQ]
Figure 45RFE-1304

O/H seal/gasket package

05014221ac

1

	2&4 clutch package	
	Input clutch package	
	L/R clutch package	
	Sump filter & seal package	
	Cooler filter	
	fill tube sea	
	Frt pmp cover o-ring/seal assy	
	Rotating shaft seal,pmp hsg	
	Adapter seal, 4x4	
	Extension seal,4x2	
	Manual lever seal	
(2)	Speed sensor seal	
	Reaction supt ring seal	
	Rev O/D clutch filter	
(10)	Accumulator ring seal	
(3)	Valve body seal	
	Check valve o-ring	
	Solenoid insulator seal	
	T/C seal	

ITEM	PART NUMBER	QTY	LINE	SERIES	BODY	ENGINE	TRANS	DESCRIPTION
------	-------------	-----	------	--------	------	--------	-------	-------------

NOTES: Sales Codes

[DGQ] = 45RFE Multi Speed Automatic Transmission

1

OVERHAUL PACKAGE, Transmission

5014 221AG 1 T
1 J

DGQ
DGQ

JEEP GRAND CHEROKEE (WJ)

SERIES	LINE	BODY	ENGINE	TRANSMISSION
H = Laredo	J = 4WD	74 = 4 Door	ER0, ERH = 4.0L, Power Tech	DGK = 4 Speed Autm, 42RE
P = Limited	T = 2WD		EV0, EVA = 4.7L, Power Tech	DGQ = 5 Speed Automatic 5-45RFE
				DG0 = All Automatic Transm

AR = Use as required - = Non illustrated part # = New this model year

July 17, 2002

**Input Clutch 45RFE [DGQ]
Figure 45RFE-1305**

INPUT CLUTCH PACKAGE

05013090aa

1

	O-ring, large (2.62mm x 79.84 ID,gm)
	O-ring, small (2.62mm x 70.56 ID,red)
(2)	Seal, internal lip
(2)	Ring seal, l-shaft
	O-ring, piston inner (2.62mm x 93.54 ID)
(5)	Plate, clutch separator (1.74mm thk)
(4)	Disc assy, clutch (u/d clutch)
(4)	Disc assy, clutch (o/d clutch)
(3)	PLate, clutch separator (2.21mm thk, O/D)
(2)	Disc assy, clutch (rev clutch)
	Snap ring,tapered, internal butterfly end
	Snap ring, flat (1.5/1.6 thk)
	Snap ring, flat (1.80/1.90 thk)
	Snap ring, flat (2.15/2.25 thk)
	Piston & seal, underdrive
	Piston & seal, underdrive balance

ITEM	PART NUMBER	QTY	LINE	SERIES	BODY	ENGINE	TRANS	DESCRIPTION
------	-------------	-----	------	--------	------	--------	-------	-------------

NOTES: Sales Codes

[DGQ] = 45RFE Multi Speed Automatic Transmission

1								CLUTCH PACKAGE, Automatic Transmission, Input
	5013 090AB	1	T				DGQ	
		1	J				DGQ	

JEEP GRAND CHEROKEE (WJ)

SERIES	LINE	BODY	ENGINE	TRANSMISSION
H = Laredo	J = 4WD	74 = 4 Door	ER0, ERH = 4.0L, Power Tech	DGK = 4 Speed Autm, 42RE
P = Limited	T = 2WD		EV0, EVA = 4.7L, Power Tech	DGQ = 5 Speed Automatic 5-45RFE
				DG0 = All Automatic Transm

AR = Use as required - = Non illustrated part # = New this model year

July 17, 2002

**Planetary Plate 45RFE [DGQ]
Figure 45RFE-1306**

**SELECTIVE THRUST PLATES
PLANETARY THRUST PLATE PKG 05013092aa**

	Thrust plate, planetary	1.62 / 1.75
	Thrust plate, planetary	1.81 / 1.94
	Thrust plate, planetary	1.96 / 2.09
	Thrust plate, planetary	2.11 / 2.24
	Thrust plate, planetary	2.26 / 2.39
	Thrust plate, planetary	2.41 / 2.54
	Thrust plate, planetary	2.56 / 2.69
	Thrust plate, planetary	2.71 / 2.84
	Thrust plate, planetary	2.86 / 2.99
	Thrust plate, planetary	3.01 / 3.14
	Thrust plate, planetary	3.16 / 3.29
	Thrust plate, planetary	3.31 / 3.44
	Thrust plate, planetary	3.46 / 3.59
	Thrust plate, planetary	3.61 / 3.74
	Thrust plate, planetary	3.76 / 3.89
	Thrust plate, planetary	3.91 / 4.04
	Thrust plate, planetary	4.06 / 4.19
	Thrust plate, planetary	4.21 / 4.34
	Thrust plate, planetary	4.36 / 4.49

①

ITEM	PART NUMBER	QTY	LINE	SERIES	BODY	ENGINE	TRANS	DESCRIPTION
------	-------------	-----	------	--------	------	--------	-------	-------------

NOTES: Sales Codes

[DGQ] = 45RFE Multi Speed Automatic Transmission

1								PLATE PACKAGE, Planetary Thrust
	5013 092AA	1	T					DGQ
		1	J					DGQ

JEEP GRAND CHEROKEE (WJ)

SERIES	LINE	BODY	ENGINE	TRANSMISSION
H = Laredo	J = 4WD	74 = 4 Door	ER0, ERH = 4.0L, Power Tech	DGK = 4 Speed Autm, 42RE
P = Limited	T = 2WD		EV0, EVA = 4.7L, Power Tech	DGQ = 5 Speed Automatic 5-45RFE
				DG0 = All Automatic Transm

AR = Use as required - = Non illustrated part # = New this model year

July 17, 2002

2&4 Clutch [DGQ]
Figure 45RFE-1310

2&4 CLUTCH PACKAGE 05013087aa

(2)	Disc assy, clutch (2nd clutch)
(2)	Plate, clutch separator
	D-ring, external (2nd outer)
	D-ring, internal (2nd inner)
	D-ring, internal (4th outer)
	D-ring, internal (4th inner)
(3)	Plate, clutch separator (4th clutch)
(3)	Disc assy, clutch (4th clutch)
	Snap ring (4th, 1.74/1.84 thk)
	Snap ring (4th, 2.15/2.25 thk)
	Snap ring (4th, 2.56/2.66 thk)

1

ITEM	PART NUMBER	QTY	LINE	SERIES	BODY	ENGINE	TRANS	DESCRIPTION
------	-------------	-----	------	--------	------	--------	-------	-------------

NOTES: Sales Codes

[DGQ] = 45RFE Multi Speed Automatic Transmission

1								CLUTCH PACKAGE, Automatic Transmission, 2/4
	5013 087AB	1	T				DGQ	
		1	J				DGQ	

JEEP GRAND CHEROKEE (WJ)

SERIES	LINE	BODY	ENGINE	TRANSMISSION
H = Laredo	J = 4WD	74 = 4 Door	ER0, ERH = 4.0L, Power Tech	DGK = 4 Speed Autm, 42RE
P = Limited	T = 2WD		EV0, EVA = 4.7L, Power Tech	DGQ = 5 Speed Automatic 5-45RFE
				DG0 = All Automatic Transm

AR = Use as required - = Non illustrated part # = New this model year

July 17, 2002

Group – 242

Transfer Case Model 242

GROUP 242 - Transfer Case Model 242

Illustration Title

Group-Fig. No.

Transfer Case Assembly

Transfer Case Select Trac [DHP] Fig. 242-110

Case and Related Parts

Case and Related Parts Select Trac [DHP] Fig. 242-210

Gear Train

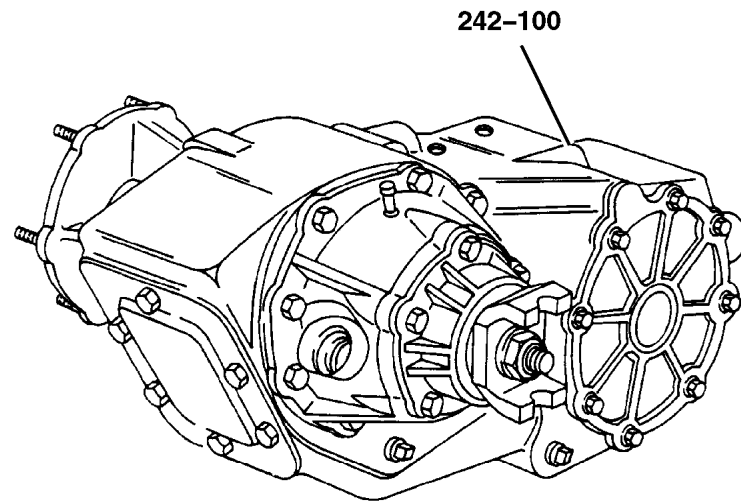
Gear Train Select Trac [DHP] Fig. 242-410

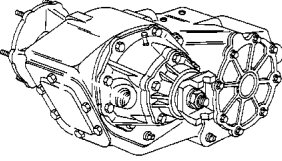
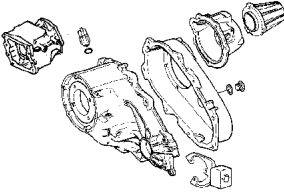
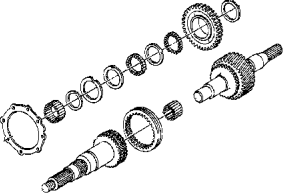
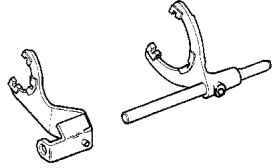

Fork and Rails

Fork and Rails Select Trac [DHP] Fig. 242-910

Gearshift Controls

Gearshift Controls Select Trac [DHP] Fig. 242-1210



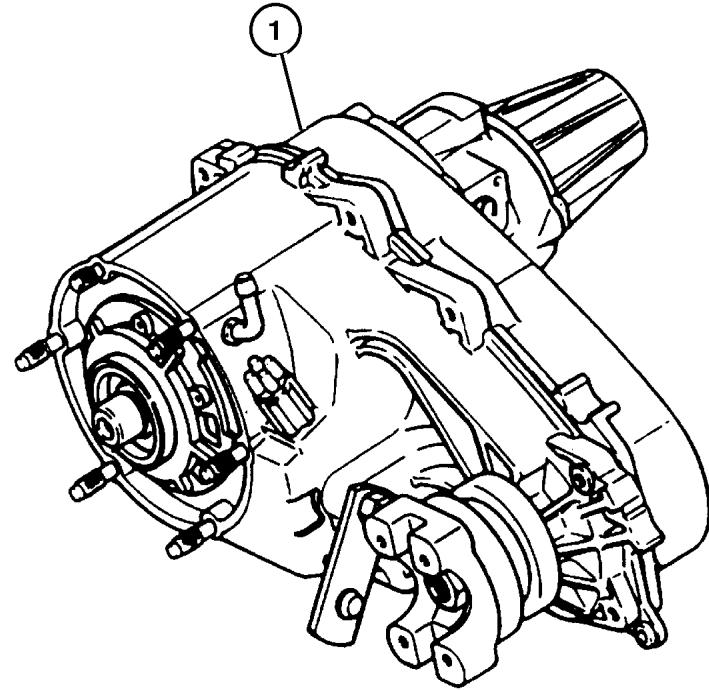
<p>242-100 Transfer Case Assembly</p> 	<p>242-200 Case and Related Parts</p> 	<p>242-400 Gear Train</p> 	<p>242-900 Fork and Rails</p> 
<p>242-1200 Gearshift Controls</p> 			

**Transfer Case Select Trac [DHP]
Figure 242-110**

ITEM	PART NUMBER	QTY	LINE	SERIES	BODY	ENGINE	TRANS	DESCRIPTION
------	-------------	-----	------	--------	------	--------	-------	-------------

NOTES: Sales Codes
 [ER0] = All 4.0L 6 Cylinder Gas Engines
 [EV0] = All 4.7L Gas Engines

1								TRANSFER CASE, NP242
	52098 875AC	1	J			ER0		
	#52111 004AB	1	J			EVO		



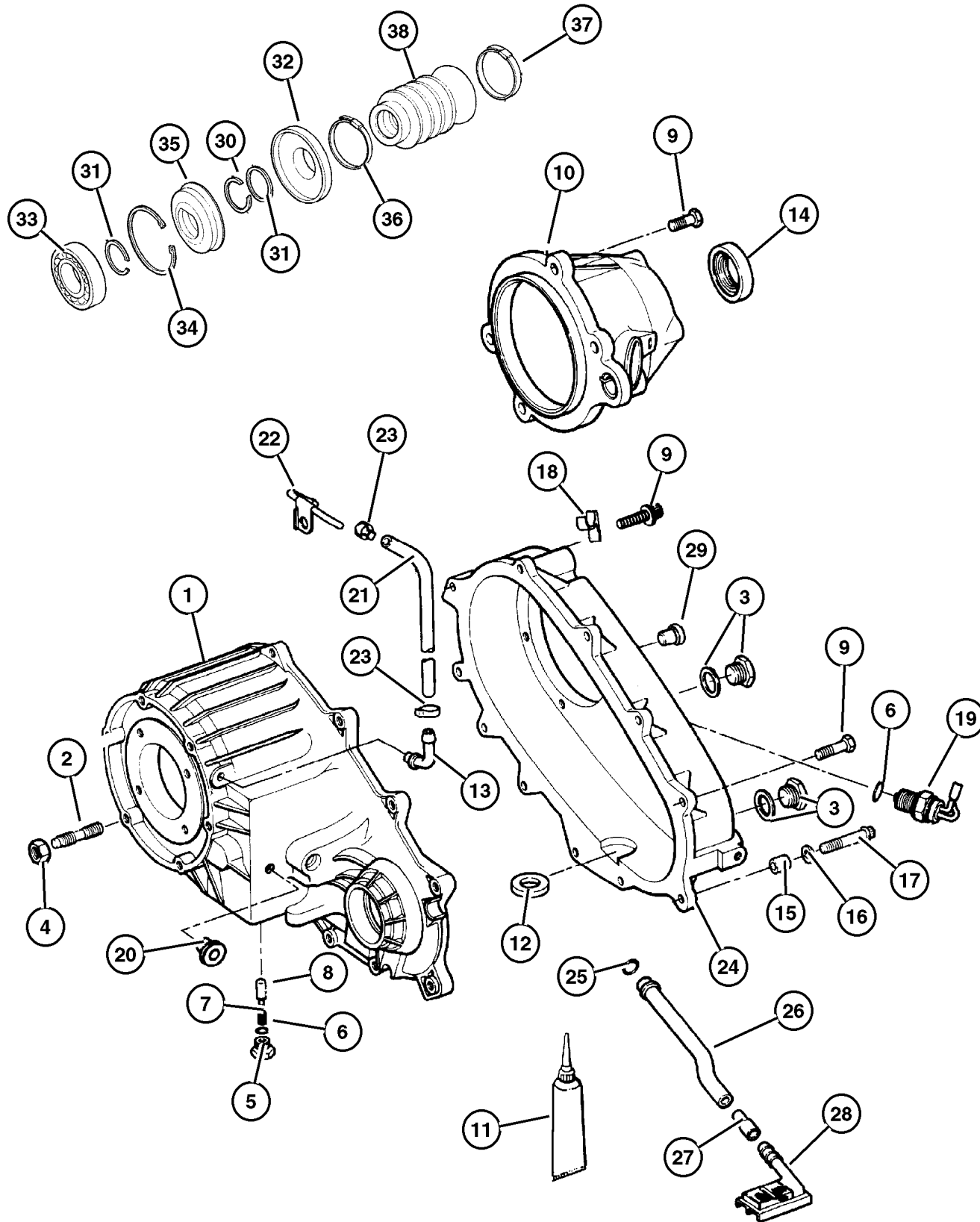
JEEP GRAND CHEROKEE (WJ)

SERIES	LINE	BODY	ENGINE	TRANSMISSION
H = Laredo	J = 4WD	74 = 4 Door	ER0, ERH = 4.0L, Power Tech	DGK = 4 Speed Autm, 42RE
P = Limited	T = 2WD		EV0, EVA = 4.7L, Power Tech	DGQ = 5 Speed Automatic 5-45RFE
				DG0 = All Automatic Transm

AR = Use as required - = Non illustrated part # = New this model year

July 17, 2002

**Case and Related Parts Select Trac [DHP]
Figure 242-210**



ITEM	PART NUMBER	QTY	LINE	SERIES	BODY	ENGINE	TRANS	DESCRIPTION
NOTES: Sales Codes								
[ER0] = All 4.0L Gas Engines								
[EV0] = All 4.7L Gas Engines								
1								CASE, Transfer Front
	5014 045AA	1	J			ER0		
		1	J			EV0		
2								STUD
	4505 365	6	J			ER0		
	5012 310AA	6	J			EV0		
3								PLUG, Oil Fill
	4856 641	1	J			ER0		
		2	J			EV0		
4	J400 6681	6	J					NUT AND CONED WASHER, Hex, .375-24
5								SCREW
	4886 473AA	1	J			ER0		
		1	J			EV0		
6								SEAL, Vacuum Switch
	4338 956	1	J			ER0		
		1	J			EV0		
7								SPRING, Poppet Plunger
	5003 445AA	1	J			ER0		
		1	J			EV0		
8								PLUNGER
	5003 444AA	1	J			ER0		
		1	J			EV0		
9								BOLT, Transfer Case
	4210 617	4	J			ER0		
		4	J			EV0		
10								RETAINER, Transfer Case Rear
	5012 347AA	1	J			ER0		
	5003 456AA	1	J			EV0		
11	5010 884AA	1	J			EV0		SEALANT, RTV
12								MAGNET, Transmission
	3681 601	1	J			ER0		
		1	J			EV0		
13								VENT, Transfer Case
	4796 910	1	J			ER0		
		1	J			EV0		
14	4798 117	1	J			ER0		SEAL, Output Shaft, Rear
15	4116 310	2	J			EV0		DOWEL, Transfer Case
16								WASHER, Flat
	4210 983	2	J			ER0		

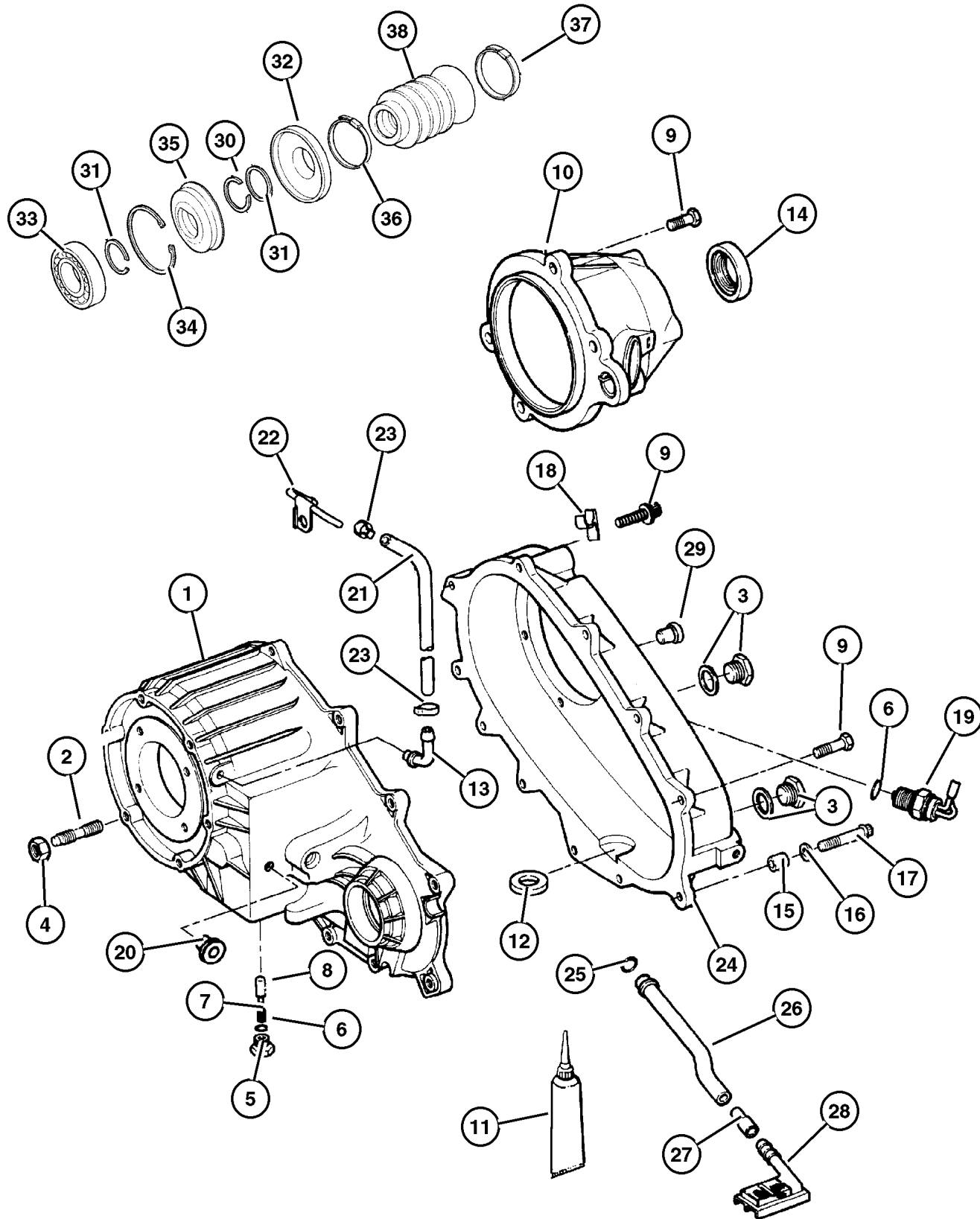
JEEP GRAND CHEROKEE (WJ)

SERIES	LINE	BODY	ENGINE	TRANSMISSION
H = Laredo	J = 4WD	74 = 4 Door	ER0, ERH = 4.0L, Power Tech	DGK = 4 Speed Autm, 42RE
P = Limited	T = 2WD		EV0, EVA = 4.7L, Power Tech	DGQ = 5 Speed Automatic 5-45RFE DG0 = All Automatic Transm

AR = Use as required - = Non illustrated part # = New this model year

July 17, 2002

**Case and Related Parts Select Trac [DHP]
Figure 242-210**



ITEM	PART NUMBER	QTY	LINE	SERIES	BODY	ENGINE	TRANS	DESCRIPTION
		2	J			EVO		
17	4210 614	4	J			EVO		BOLT, Hex Flange Head
18								CLIP, (NOT REQUIRED)
19								SWITCH, Transfer Case Mode
	5600 6755	1	J			ER0		
		1	J			EVO		
20								PLUG
	0015 105	1	J			ER0		
	#5066 087AA	1	J			EVO		
21								HOSE, Fuel, .31 I.D. 50 Foot Roll, Serviced In Bulk Roll , (NOT SERVICED) (Not Serviced)
22	5300 7494	1	J					VENT, Transfer Case
23	6502 081	2	J					CLAMP, Oil Cooler Line
24								CASE, Transfer Case Rear
	4886 373AA	1	J			ER0		
	5013 858AA	1	J			EVO		
25								SEAL, Oil
	4338 942	1	J			ER0		
		1	J			EVO		
26								TUBE, Oil Pickup
	5003 455AA	1	J			EVO		
	8350 3523	1	J			ER0		
27								CONNECTOR, Oil Tube Pickup
	4338 944	1	J			ER0		
		1	J			EVO		
28								FILTER, Transfer Case Oil
	4338 943	1	J			ER0		
		1	J			EVO		
29								BOLT, Twelve Point Head, M10x1.5x48
	J813 0979	1	J			EVO		
		1	J			ER0		
30								SNAP RING, (NOT REQUIRED)
31								WASHER, (NOT REQUIRED)
32	5016 615AA	1	J			ER0		SLINGER, Oil
33	4338 892	1	J			ER0		BEARING
34	4798 116	1	J			ER0		SNAP RING
35	5003 419AA	1	J			EVO		SEAL, Output Shaft
36	4798 121	1	J			ER0		CLAMP, Boot
37	4798 122	1	J			ER0		CLAMP, Boot
38	4798 123	1	J			ER0		BOOT, Driveshaft

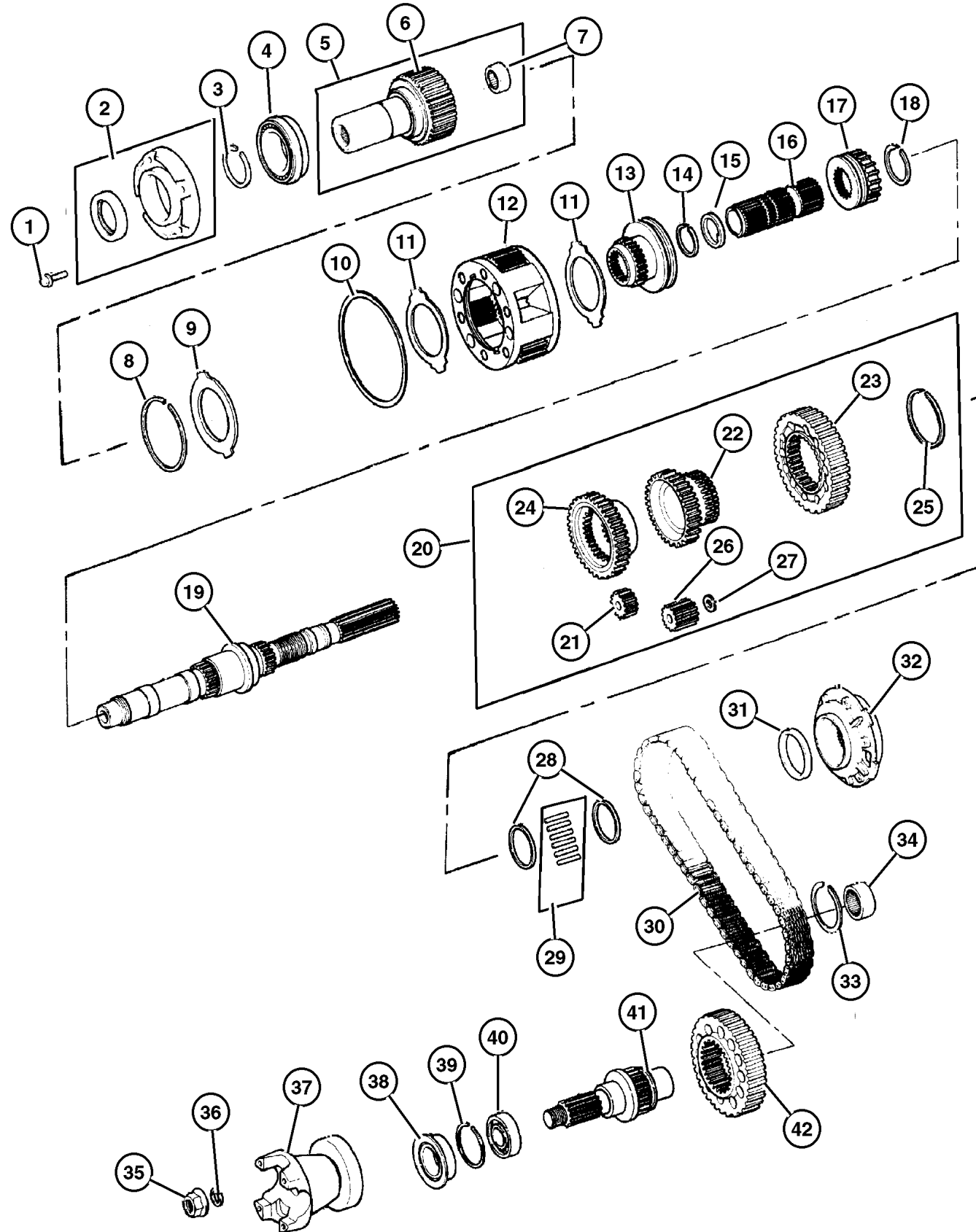
JEEP GRAND CHEROKEE (WJ)

SERIES	LINE	BODY	ENGINE	TRANSMISSION
H = Laredo	J = 4WD	74 = 4 Door	ER0, ERH = 4.0L, Power Tech	DGK = 4 Speed Autm, 42RE
P = Limited	T = 2WD		EVO, EVA = 4.7L, Power Tech	DGQ = 5 Speed Automatic 5-45RFE DG0 = All Automatic Transm

AR = Use as required - = Non illustrated part # = New this model year

July 17, 2002

**Gear Train Select Trac [DHP]
Figure 242-410**



ITEM	PART NUMBER	QTY	LINE	SERIES	BODY	ENGINE	TRANS	DESCRIPTION
NOTES: Sales Codes								
[ER0] = All 4.0L Gas Engines								
[EV0] = All 4.7L Gas Engines								
1	6500 318	4	J			ER0		BOLT
		4	J			EV0		
2	4167 929	1	J			ER0		SEAL, Input Gear
		1	J			EV0		
3	4338 973	1	J			ER0		RETAINER
		1	J			EV0		
4	3821 558	1	J			ER0		SNAP RING
		1	J			EV0		
5	4746 155	1	J			ER0		BEARING, Input Gear
		1	J			EV0		
6	5003 446AA	1	J			ER0		GEAR, Input
	5012 311AA	1	J			EV0		
7	8350 3507	1	J			ER0		BEARING, Input Shaft
		1	J			EV0		
8	4338 910	1	J			ER0		SNAP RING
		1	J			EV0		
9	4338 909	1	J			ER0		RING
		1	J			EV0		
10	4219 065	1	J			ER0		SNAP RING, Annulus Gear
		1	J			EV0		
11	4338 908	1	J			ER0		THRUST WASHER, Planetary Carrier
		2	J			EV0		
12	4796 903	1	J			ER0		PLANETARY, Transfer Case
		1	J			EV0		
13	4798 279	1	J			EV0		SLEEVE, Shift Range
	5003 746AA	1	J			ER0		
14								SNAP RING

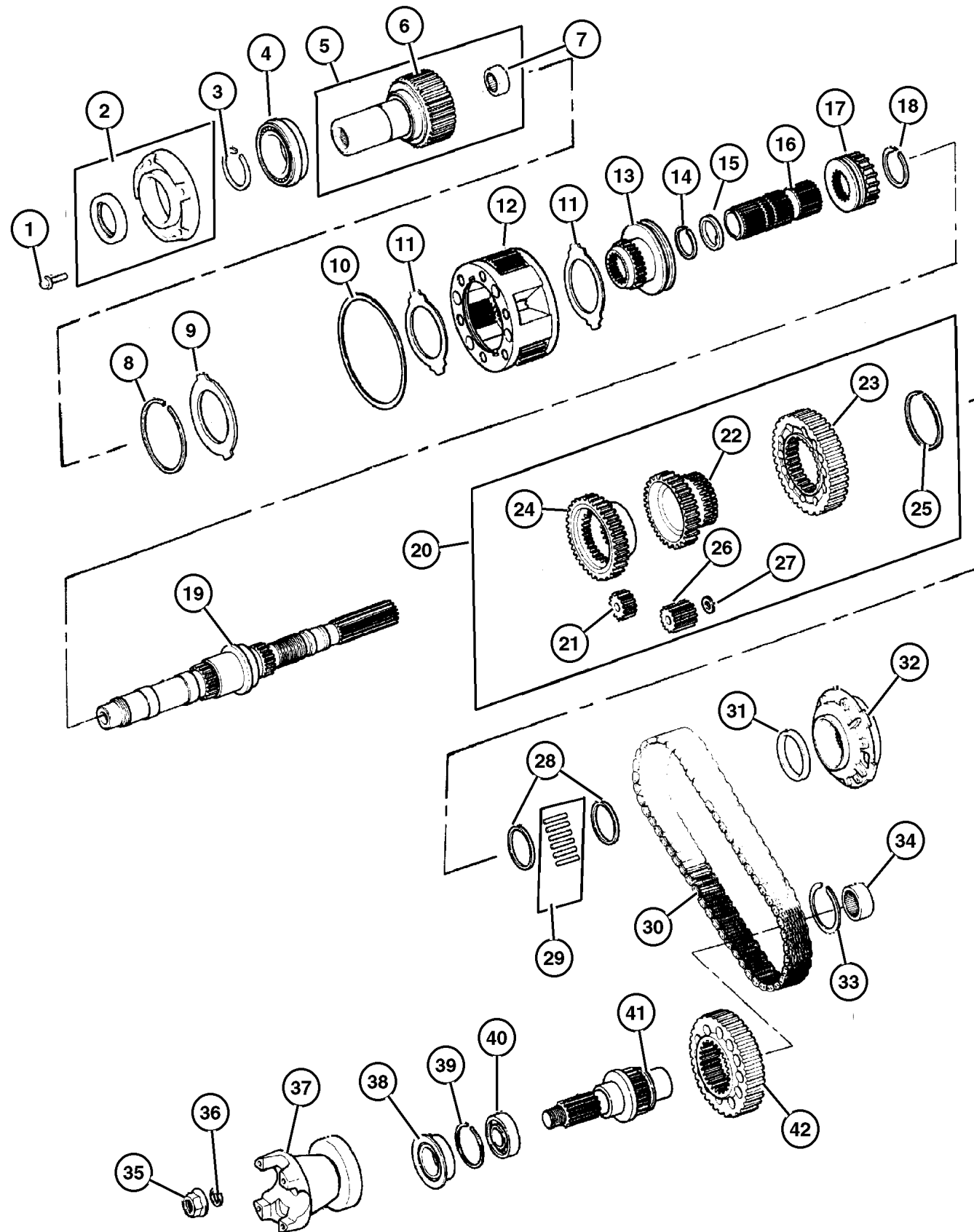
JEEP GRAND CHEROKEE (WJ)

SERIES	LINE	BODY	ENGINE	TRANSMISSION
H = Laredo	J = 4WD	74 = 4 Door	ER0, ERH = 4.0L, Power Tech	DGK = 4 Speed Autm, 42RE
P = Limited	T = 2WD		EV0, EVA = 4.7L, Power Tech	DGQ = 5 Speed Automatic 5-45RFE
				DG0 = All Automatic Transm

AR = Use as required - = Non illustrated part # = New this model year

July 17, 2002

**Gear Train Select Trac [DHP]
Figure 242-410**



ITEM	PART NUMBER	QTY	LINE	SERIES	BODY	ENGINE	TRANS	DESCRIPTION
	8350 3540	1	J			ER0		
		1	J			EVO		
15	8350 3539	1	J			ER0		WASHER, Intermediate Sleeve
		1	J			EVO		
16	4798 277	1	J			ER0		SHAFT, Intermediate
		1	J			EVO		
17								SLEEVE, Mode Synchronizer
	8350 3542	1	J			ER0		
		1	J			EVO		
18								SNAP RING
	8350 3537	1	J			ER0		
		1	J			EVO		
19								MAINSHAFT, Transfer Case
	5003 448AA	1	J			EVO		
	5016 614AA	1	J			ER0		
20								DIFFERENTIAL, Transfer Case
	5003 449AB	1	J			EVO		
	8350 3529	1	J			ER0		
21								GEAR, Planetary
	8350 4170	3	J			ER0		
		3	J			EVO		
22								SPROCKET, Transfer Case
	5003 452AA	1	J			EVO		
	8350 3531	1	J			ER0		
23								SPROCKET, Differential
	8350 3536	1	J			ER0		
		1	J			EVO		
24								GEAR, Differential Drive
	5003 450AA	1	J			EVO		
	8350 3530	1	J			ER0		
25								SNAP RING
	8350 3532	1	J			ER0		
		1	J			EVO		
26								GEAR, Planetary
	8350 4169	3	J			ER0		
		3	J			EVO		
27								WASHER, Differential Gear
	8350 4168	12	J			ER0		
		12	J			EVO		
28								SPACER, Sprocket
	5003 779AA	2	J			EVO		

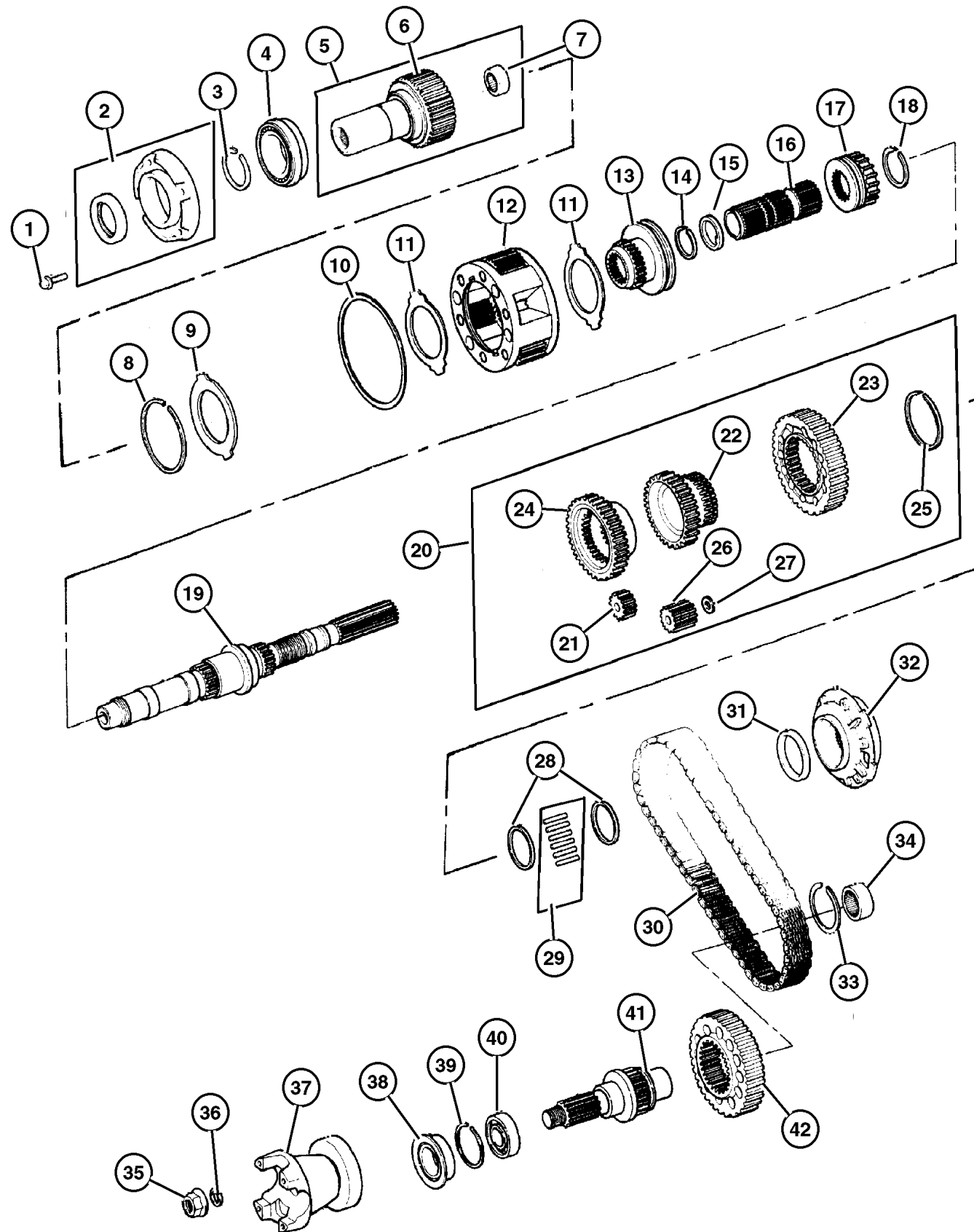
JEEP GRAND CHEROKEE (WJ)

SERIES	LINE	BODY	ENGINE	TRANSMISSION
H = Laredo	J = 4WD	74 = 4 Door	ER0, ERH = 4.0L, Power Tech	DGK = 4 Speed Autm, 42RE
P = Limited	T = 2WD		EVO, EVA = 4.7L, Power Tech	DGQ = 5 Speed Automatic
				5-45RFE
				DG0 = All Automatic Transm

AR = Use as required - = Non illustrated part # = New this model year

July 17, 2002

**Gear Train Select Trac [DHP]
Figure 242-410**



ITEM	PART NUMBER	QTY	LINE	SERIES	BODY	ENGINE	TRANS	DESCRIPTION
	8350 3533	2	J			ER0		
29	8350 3543	1	J			ER0		BEARING PACKAGE, Transfer Case
		1	J			EVO		
30								CHAIN, Transfer Case
	5003 453AA	1	J			EVO		
	8350 4575	1	J			ER0		
31	4210 603	1	J			ER0		SEAL, Main Shaft
32	4338 936	1	J			ER0		PUMP, Transfer Case Oil
33								SNAP RING, Bearing
	4167 991	1	J			ER0		
		1	J			EVO		
34								BEARING, Output Shaft
	4269 189	1	J			ER0		
		1	J			EVO		
35								NUT, Transfer Case Yoke
	4167 924	1	J			ER0		
		1	J			EVO		
36								WASHER, Transfer Case Yoke
	4210 973	1	J			ER0		
		1	J			EVO		
37								YOKE, Transfer Case
	5012 308AA	1	J			ER0		
	5019 514AA	1	J			EVO		
38								SEAL, Output Shaft
	4798 125	1	J			ER0		
		1	J			EVO		
39								SNAP RING
	0893 31A	1	J			ER0		
		1	J			EVO		
40	2466 224	1	J			EVO		BEARING, Output Shaft
41								OUTPUT SHAFT, Transfer Case
	5012 336AA	1	J			ER0		
		1	J			EVO		
42								SPROCKET, Transfer Case
	5003 452AA	1	J			EVO		
	8350 3518	1	J			ER0		

JEEP GRAND CHEROKEE (WJ)

SERIES	LINE	BODY	ENGINE	TRANSMISSION
H = Laredo	J = 4WD	74 = 4 Door	ER0, ERH = 4.0L, Power Tech	DGK = 4 Speed Autm, 42RE
P = Limited	T = 2WD		EVO, EVA = 4.7L, Power Tech	DGQ = 5 Speed Automatic
				5-45RFE
				DG0 = All Automatic Transm

AR = Use as required - = Non illustrated part # = New this model year

July 17, 2002

Fork and Rails Select Trac [DHP]
Figure 242-910

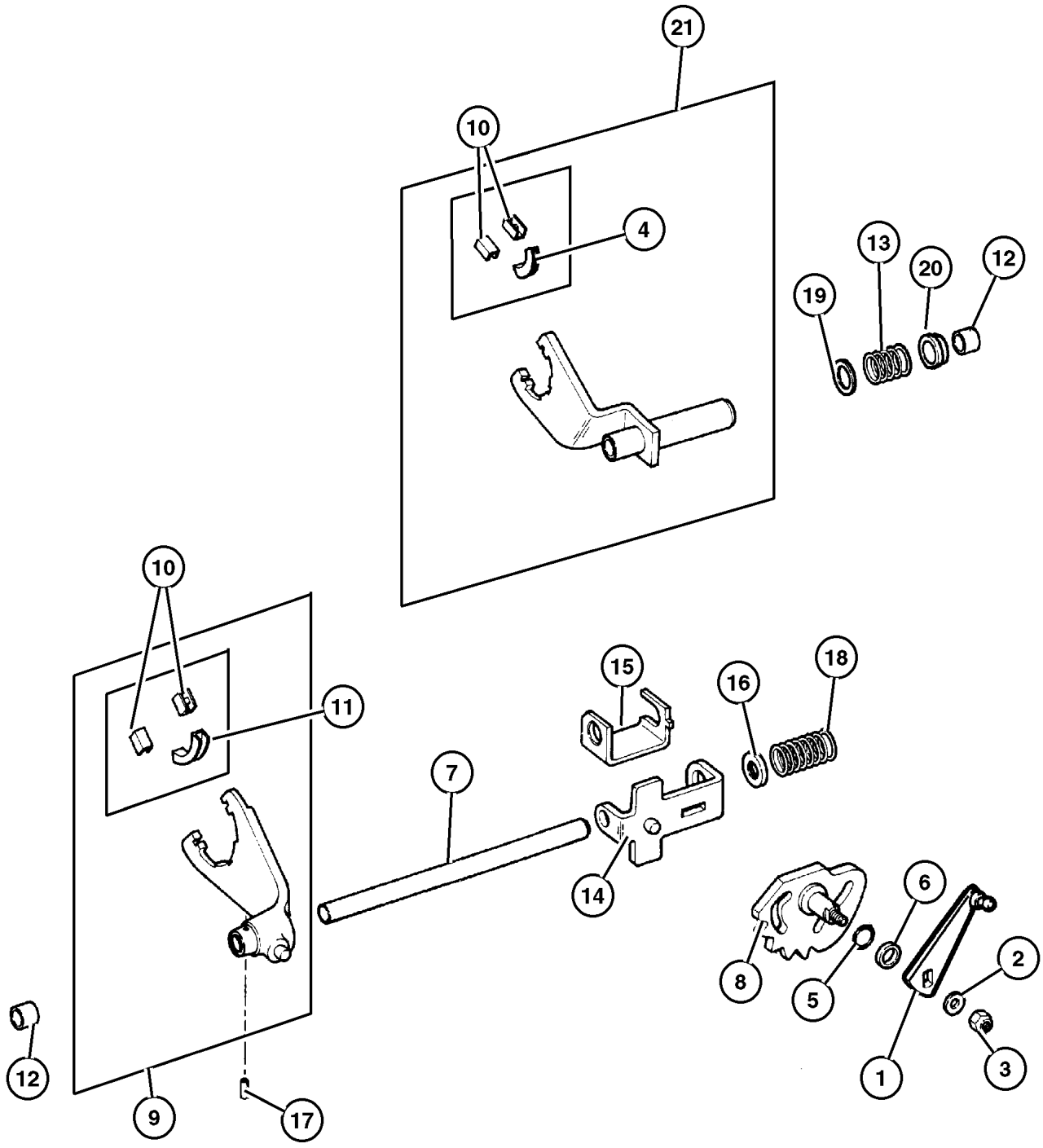
ITEM	PART NUMBER	QTY	LINE	SERIES	BODY	ENGINE	TRANS	DESCRIPTION
NOTES: Sales Codes								
[ER0] = All 4.0L Gas Engines								
[EV0] = All 4.7L Gas Engines								
1	5012 307AA	1	J			ER0		LEVER, Transfer Case
		1	J			EV0		
2	4210 983	2	J			ER0		WASHER, Flat
		2	J			EV0		
3	5014 048AA	1	J			ER0		BOLT, Hex Head
		1	J			EV0		
4	4338 376	1	J			ER0		PAD, Shift Fork
		1	J			EV0		
5	5014 046AA	1	J			ER0		SEAL, Sector Shaft
		1	J			EV0		
6	5003 442AA	1	J			ER0		BEARING, Shift Lever Linkage
		1	J			EV0		
7	8350 4469	1	J			ER0		RAIL, Transfer Case
		1	J			EV0		
8	5014 047AA	1	J			ER0		SECTOR, Transfer Case
		1	J			EV0		
9	5003 459AA	1	J			EV0		FORK, Range
	8350 3508	1	J			ER0		
10	4167 969	2	J			ER0		PAD, Shift Fork
		2	J			EV0		
11	4167 970	1	J			ER0		PAD, Shift Fork
		1	J			EV0		
12	J813 4291	2	J			EV0		BUSHING, Shift Fork
		2	J			ER0		
13	8350 3513	1	J			ER0		SPRING, Mode Shift Fork
		1	J			EV0		
14								BRACKET, Shift Mode

JEEP GRAND CHEROKEE (WJ)

SERIES	LINE	BODY	ENGINE	TRANSMISSION
H = Laredo	J = 4WD	74 = 4 Door	ER0, ERH = 4.0L, Power Tech	DGK = 4 Speed Autm, 42RE
P = Limited	T = 2WD		EV0, EVA = 4.7L, Power Tech	DGQ = 5 Speed Automatic
				5-45RFE
				DG0 = All Automatic Transm

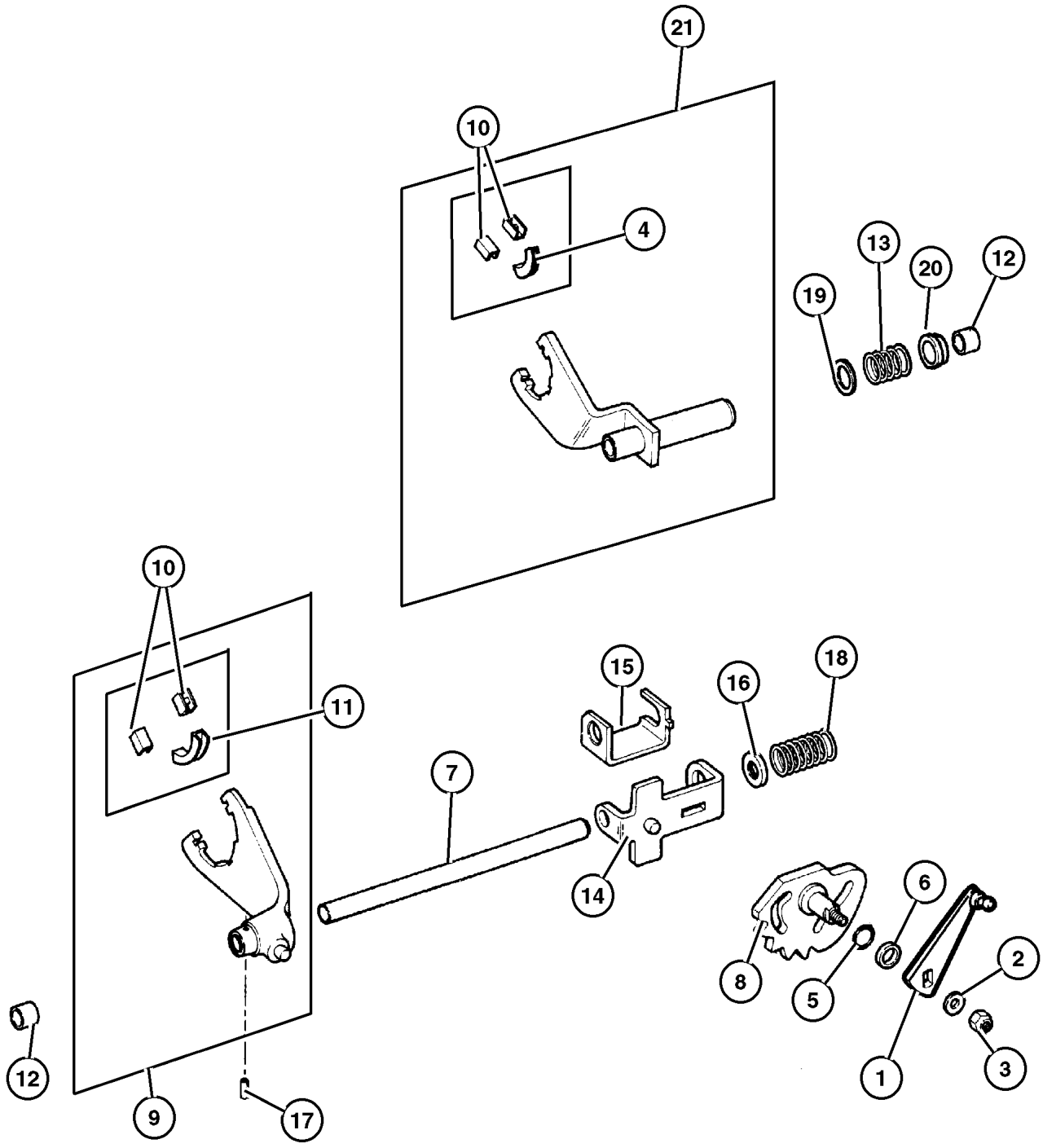
AR = Use as required - = Non illustrated part # = New this model year

July 17, 2002



Fork and Rails Select Trac [DHP]
Figure 242-910

ITEM	PART NUMBER	QTY	LINE	SERIES	BODY	ENGINE	TRANS	DESCRIPTION
	8350 3510	1	J			ER0		
		1	J			EVO		
15	8350 3511	1	J			ER0		BRACKET, Shift Mode
		1	J			EVO		
16	8350 3515	1	J			ER0		CUP, Shift Fork Spring
		1	J			EVO		
17								PIN, Shift Fork
	1664 355	1	J			ER0		
		1	J			EVO		
18	8350 3516	1	J			ER0		SPRING, Mode Shift Fork
		1	J			EVO		
19	8350 3512	1	J			EVO		WASHER, Flat
20	8350 3514	1	J			EVO		BUSHING, Shift Rail
		1	J			ER0		
		1	J			EVO		
21	4638 950	1	J			ER0		FORK, Transfer Case Mode Shift
		1	J			EVO		



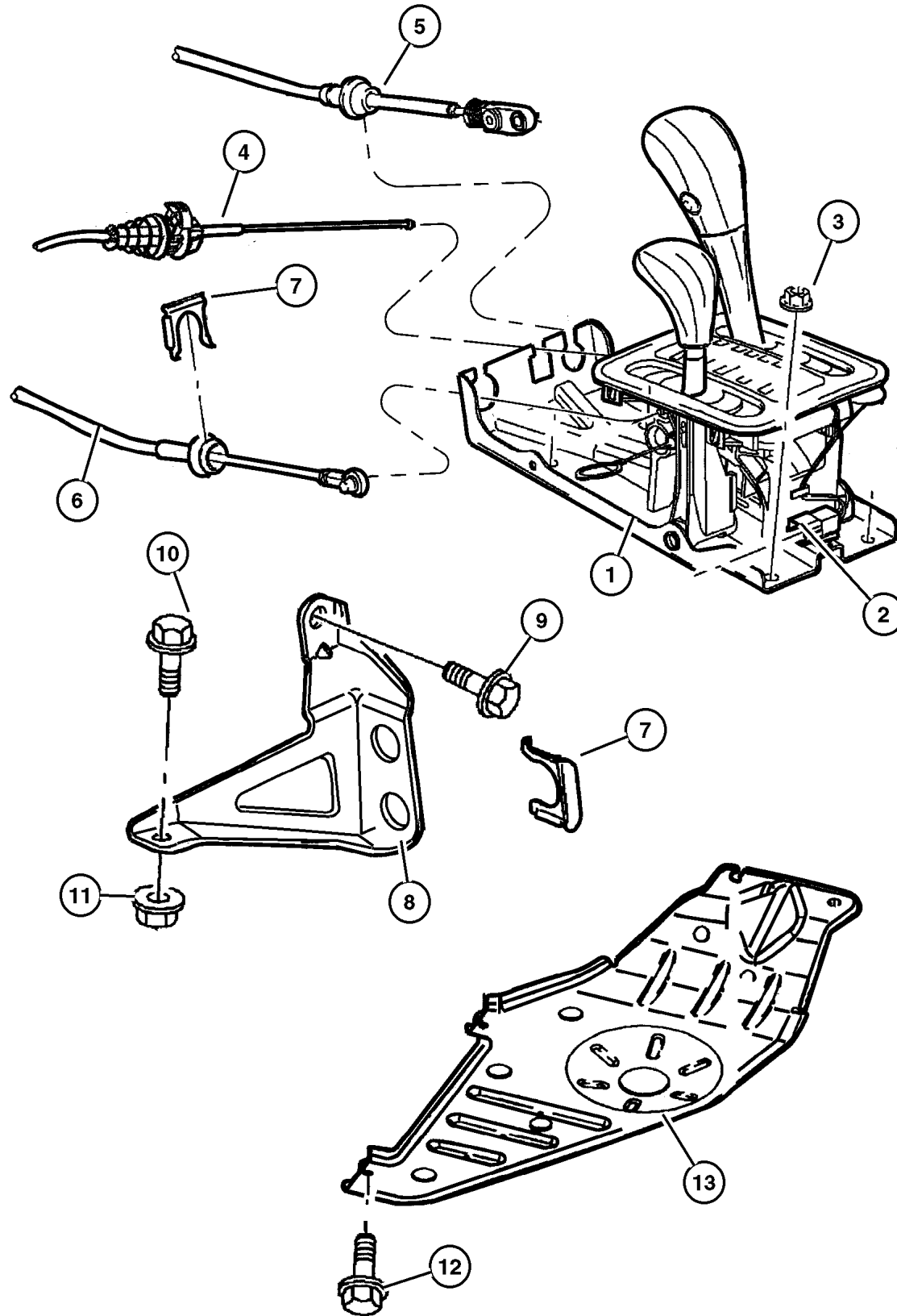
JEEP GRAND CHEROKEE (WJ)

SERIES	LINE	BODY	ENGINE	TRANSMISSION
H = Laredo	J = 4WD	74 = 4 Door	ER0, ERH = 4.0L, Power Tech	DGK = 4 Speed Autm, 42RE
P = Limited	T = 2WD		EVO, EVA = 4.7L, Power Tech	DGQ = 5 Speed Automatic
				5-45RFE
				DG0 = All Automatic Transm

AR = Use as required - = Non illustrated part # = New this model year

July 17, 2002

**Gearshift Controls Select Trac [DHP]
Figure 242-1210**



ITEM	PART NUMBER	QTY	LINE	SERIES	BODY	ENGINE	TRANS	DESCRIPTION
NOTES: Sales Codes								
[DGK] = 42RE 4 Speed Automatic Transmissions								
[DG0] = All Automatic Transmissions								
[DG4] = 45RFE 4 Speed Automatic Transmissions								
[ER0] = All 4.0L Gas Engines								
[EVO] = All 4.7L Gas Engines								
1	52104 149AC	1	J				DG0	HOUSING AND LEVER, Shifter
2	5013 117AA	1	J				DG0	CONNECTOR, Wiring
3	6101 695	4						NUT, Hex Flange Lock, M8x1.25
4	52104 054AB	1					DG0	CABLE, Park Interlock
5	52104 060AC	1					DG0	CABLE, Gearshift Control
6	52104 218AB	1	J				DG0	CABLE, Gearshift Control
7	4269 830	2	J					CLIP, Cable
8								BRACKET, Torque Shaft
	5210 4219	1	J				DGK	
	52104 220AB	1	J				DG4	
9	6503 119	4						SCREW AND WASHER, Hex Head, M10x1.5x40
10	6101 054	1	J				DGK	BOLT AND WASHER, Hex Head, M10x1.5x40
11	6503 231	1	J				DGK	NUT, Brake Line
12	6503 571	4						SCREW AND WASHER, M10x1.50x35
13	5205 8922	1	J			ER0, EVO		SKID PLATE, Transfer Case

JEEP GRAND CHEROKEE (WJ)

SERIES	LINE	BODY	ENGINE	TRANSMISSION
H = Laredo	J = 4WD	74 = 4 Door	ER0, ERH = 4.0L, Power Tech	DGK = 4 Speed Autm, 42RE
P = Limited	T = 2WD		EVO, EVA = 4.7L, Power Tech	DGQ = 5 Speed Automatic 5-45RFE
				DG0 = All Automatic Transm

AR = Use as required - = Non illustrated part # = New this model year

July 17, 2002

Group – 247

Transfer Case Model 247

GROUP 247 - Transfer Case Model 247

Illustration Title

Group-Fig. No.

Transfer Case Assembly

Transfer Case Quadra Trac II on Demand [DHF] Fig. 247-110

Case and Related Parts

Case and Related Parts Quadra Trac II on Demand [DHF] Fig. 247-210

Gear Train

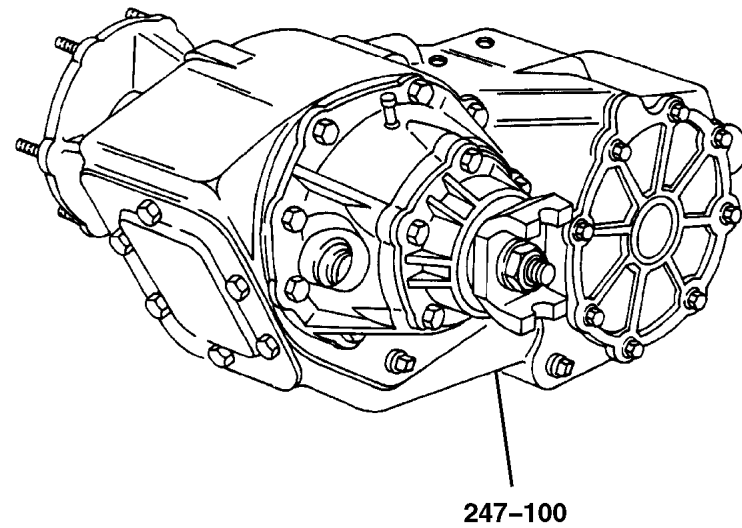
Gear Train Quadra Trac II on Demand [DHF] Fig. 247-410

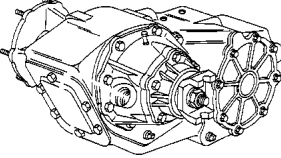
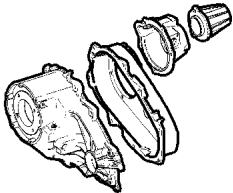
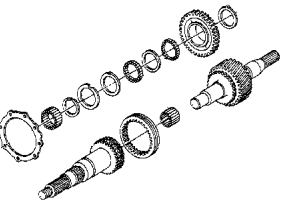
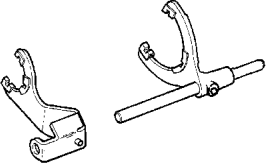

Fork and Rails

Fork and Rails Quadra Trac II on Demand [DHF] Fig. 247-910

Gearshift Controls

Gearshift Controls Quadra Trac II on Demand [DHF] Fig. 247-1210



<p>247-100 Transfer Case Assembly</p> 	<p>247-200 Case and Related Parts</p> 	<p>247-400 Gear Train</p> 	<p>247-900 Fork and Rails</p> 
<p>247-1200 Gearshift Controls</p> 			

**Transfer Case Quadra Trac II on Demand [DHF]
Figure 247-110**

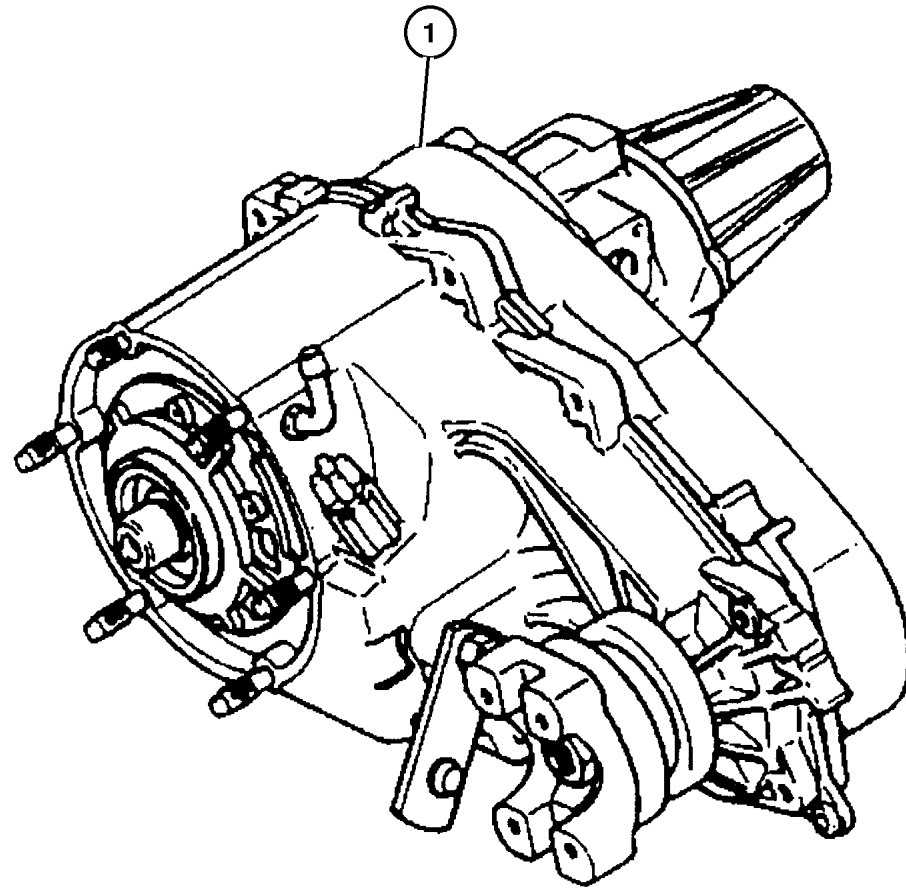
ITEM	PART NUMBER	QTY	LINE	SERIES	BODY	ENGINE	TRANS	DESCRIPTION
------	-------------	-----	------	--------	------	--------	-------	-------------

NOTES: Sales Codes

[ER0] = All 4.0L Gas Engines

[EV0] = All 4.7L Gas Engines

1								TRANSFER CASE, NP247
	#52105 905AA	1	J			EVO		
	52098 871AC	1	J			ER0		



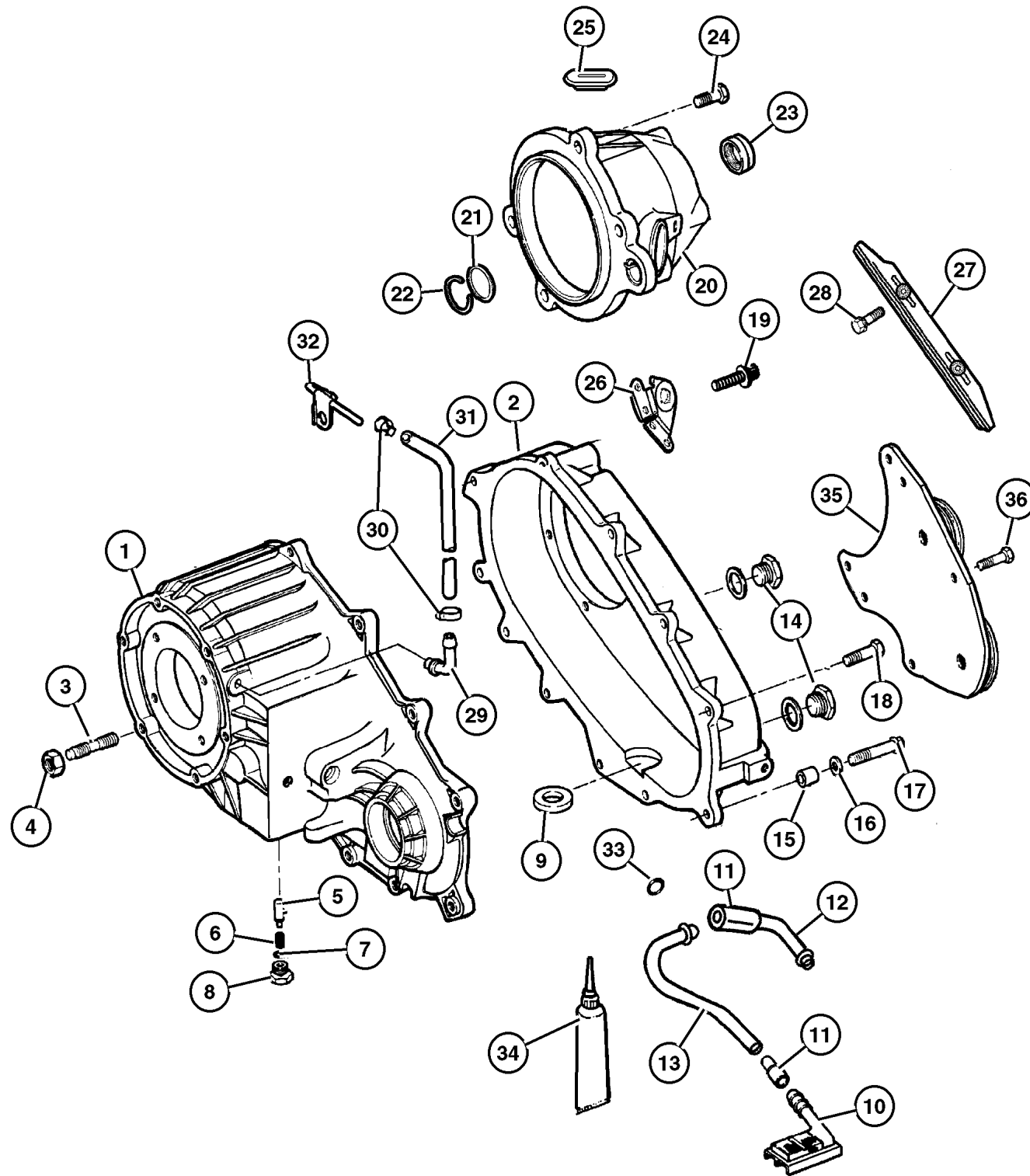
JEEP GRAND CHEROKEE (WJ)

SERIES	LINE	BODY	ENGINE	TRANSMISSION
H = Laredo	J = 4WD	74 = 4 Door	ER0, ERH = 4.0L, Power Tech	DGK = 4 Speed Autm, 42RE
P = Limited	T = 2WD		EVO, EVA = 4.7L, Power Tech	DGQ = 5 Speed Automatic 5-45RFE
				DG0 = All Automatic Transm

AR = Use as required - = Non illustrated part # = New this model year

July 17, 2002

**Case and Related Parts Quadra Trac II on Demand [DHF]
Figure 247-210**



ITEM	PART NUMBER	QTY	LINE	SERIES	BODY	ENGINE	TRANS	DESCRIPTION
NOTES: Sales Codes								
[ER0] = All 4.0L Gas Engines								
[EV0] = All 4.7L Gas Engines								
1	5012 309AA	1	J			EV0		CASE, Transfer Front
		1	J			ER0		
2	5012 323AA	1	J			EV0		CASE, Transfer Case Rear
		1	J			ER0		
3	4505 365	6	J			ER0		STUD
	5012 310AA	6	J			EV0		
4	J400 6681	6	J					NUT AND CONED WASHER, Hex, .375-24
5	5300 8217	1	J			EV0		PLUNGER
		1	J			ER0		
6	4638 497	1	J			EV0		SPRING, Shift Detent
		1	J			ER0		
7	4338 956	1	J			EV0		SEAL, Vacuum Switch
		1	J			ER0		
8	4886 473AA	1	J			EV0		SCREW
		1	J			ER0		
9	3681 601	1	J			EV0		MAGNET, Transmission
		1	J			ER0		
10	5012 326AA	1	J			EV0		FILTER, Transfer Case Oil
		1	J			ER0		
11	5012 327AA	1	J			EV0		CONNECTOR, Oil Tube Pickup
		1	J			ER0		
12	5012 328AA	1	J			EV0		TUBE, Oil Pickup
		1	J			ER0		
13	5012 328AA	1	J			EV0		TUBE, Oil Pickup
		1	J			ER0		
14	4856 641	1	J			EV0		PLUG, Oil Fill

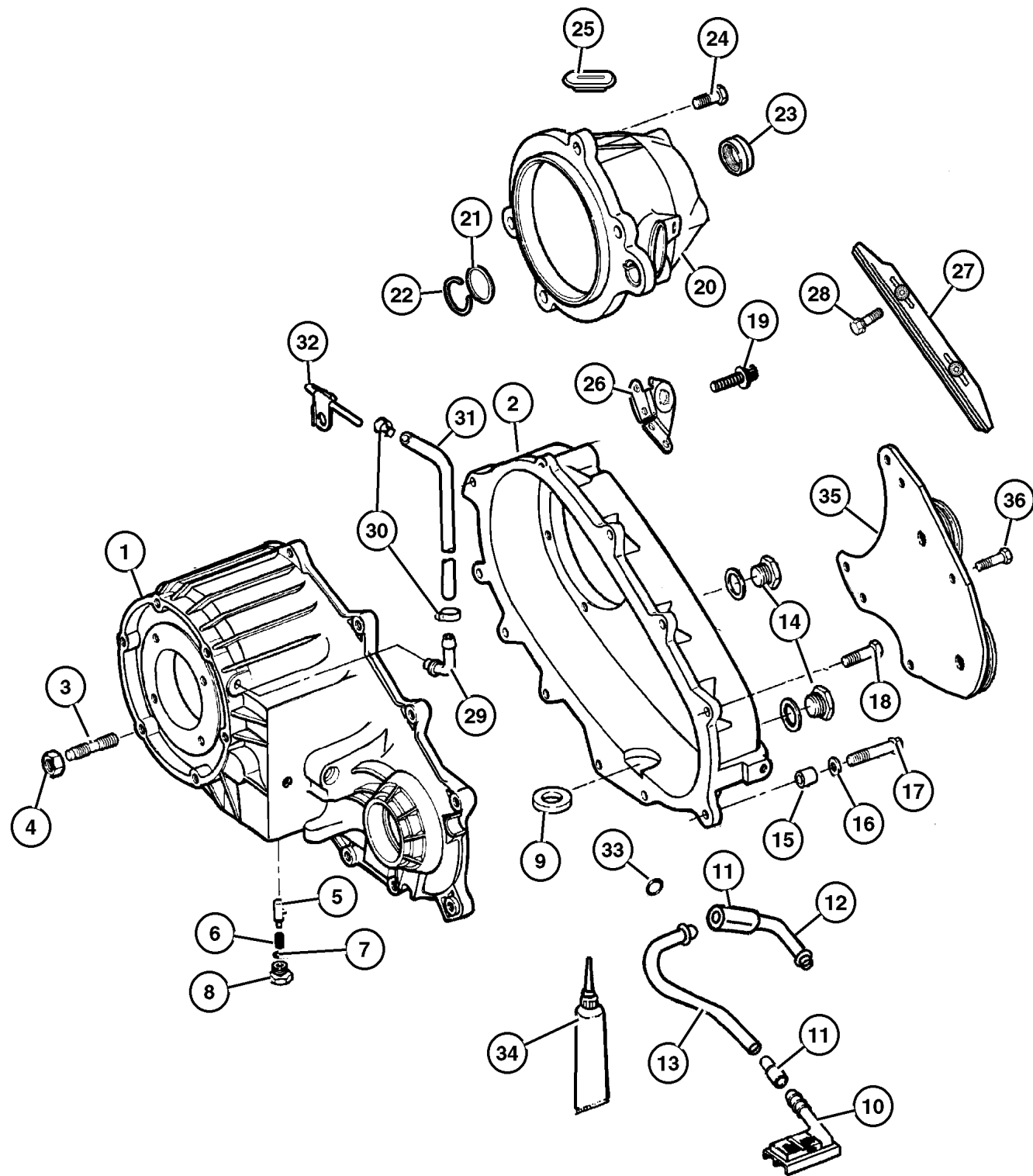
JEEP GRAND CHEROKEE (WJ)

SERIES	LINE	BODY	ENGINE	TRANSMISSION
H = Laredo	J = 4WD	74 = 4 Door	ER0, ERH = 4.0L, Power Tech	DGK = 4 Speed Autm, 42RE
P = Limited	T = 2WD		EV0, EVA = 4.7L, Power Tech	DGQ = 5 Speed Automatic
				5-45RFE
				DG0 = All Automatic Transm

AR = Use as required - = Non illustrated part # = New this model year

July 17, 2002

Case and Related Parts Quadra Trac II on Demand [DHF]
Figure 247-210



ITEM	PART NUMBER	QTY	LINE	SERIES	BODY	ENGINE	TRANS	DESCRIPTION
		1	J			ER0		
15	4116 310	2	J			EVO		DOWEL, Transfer Case
		2	J			ER0		
16	4210 983	2	J			EVO		WASHER, Flat
		2	J			ER0		
17	4210 614	2	J			EVO		BOLT, Hex Flange Head
		2	J			ER0		
18	4210 617	6	J			EVO		BOLT, Transfer Case
		6	J			ER0		
19	J813 0979	3	J			EVO		BOLT, Twelve Point Head, M10x1.5x48
		3	J			ER0		
20	#5066 086AA	1	J			ER0		RETAINER, Transfer Case Rear
		1	J			EVO		
21	4638 902	1	J			EVO		BUSHING, Extension Housing
		1	J			ER0		
22	0893 31A	1	J			EVO		SNAP RING
		1	J			ER0		
23	4897 298AA	1	J			EVO		SEAL, Output Shaft
		1	J			ER0		
24	6501 371	4	J			EVO		BOLT, Retainer
		4	J			ER0		
25	#5066 087AA	1	J			ER0		PLUG
		1	J			EVO		
26								CLIP, (NOT REQUIRED)
27	5012 324AA	1	J			EVO		SNUBBER, Drive Chain
		1	J			ER0		
28	5012 325AA	2	J			EVO		BOLT
		2	J			ER0		
29	4796 910	1	J			EVO		VENT, Transfer Case

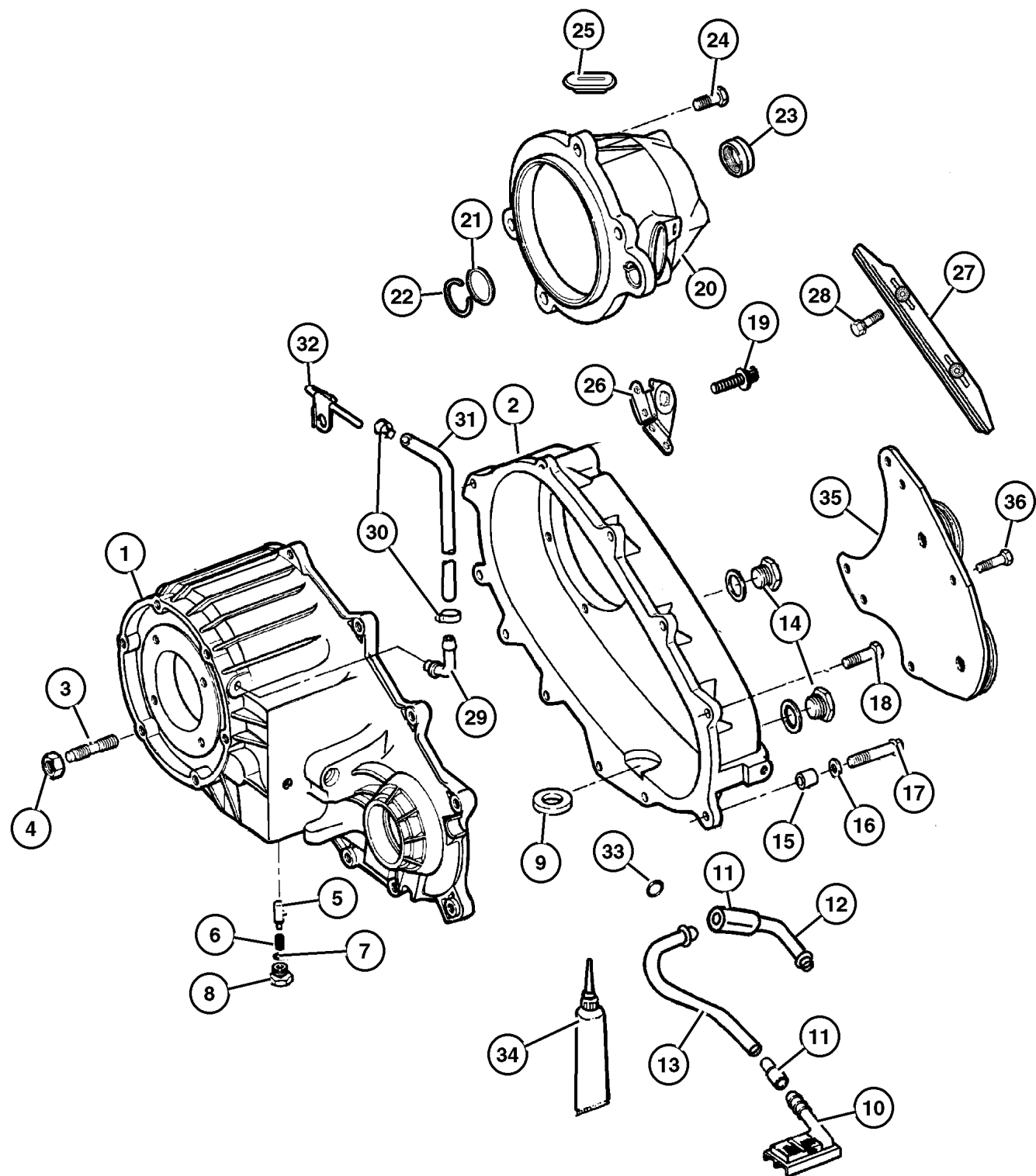
JEEP GRAND CHEROKEE (WJ)

SERIES	LINE	BODY	ENGINE	TRANSMISSION
H = Laredo	J = 4WD	74 = 4 Door	ER0, ERH = 4.0L, Power Tech	DGK = 4 Speed Autm, 42RE
P = Limited	T = 2WD		EVO, EVA = 4.7L, Power Tech	DGQ = 5 Speed Automatic 5-45RFE DG0 = All Automatic Transm

AR = Use as required - = Non illustrated part # = New this model year

July 17, 2002

Case and Related Parts Quadra Trac II on Demand [DHF]
Figure 247-210



ITEM	PART NUMBER	QTY	LINE	SERIES	BODY	ENGINE	TRANS	DESCRIPTION
		1	J			ER0		
30	6502 081	2	J					CLAMP, Oil Cooler Line
31								HOSE, Fuel, .31 I.D. 50 Foot Roll, Seviced In Bulk Roll , (NOT SERVICED) (Not Serviced)
32	5300 7494	1	J					VENT, Transfer Case
33	5013 016AB	1	J			EVO		SEAL, Transfer Case
		1	J			ER0		
34	5010 884AA	1	J			EVO		SEALANT, RTV
		1	J			ER0		
35								DAMPER, Transfer Case, (NOT REQUIRED)
36	6501 371	4	J			EVO		BOLT, Retainer
		4	J			ER0		

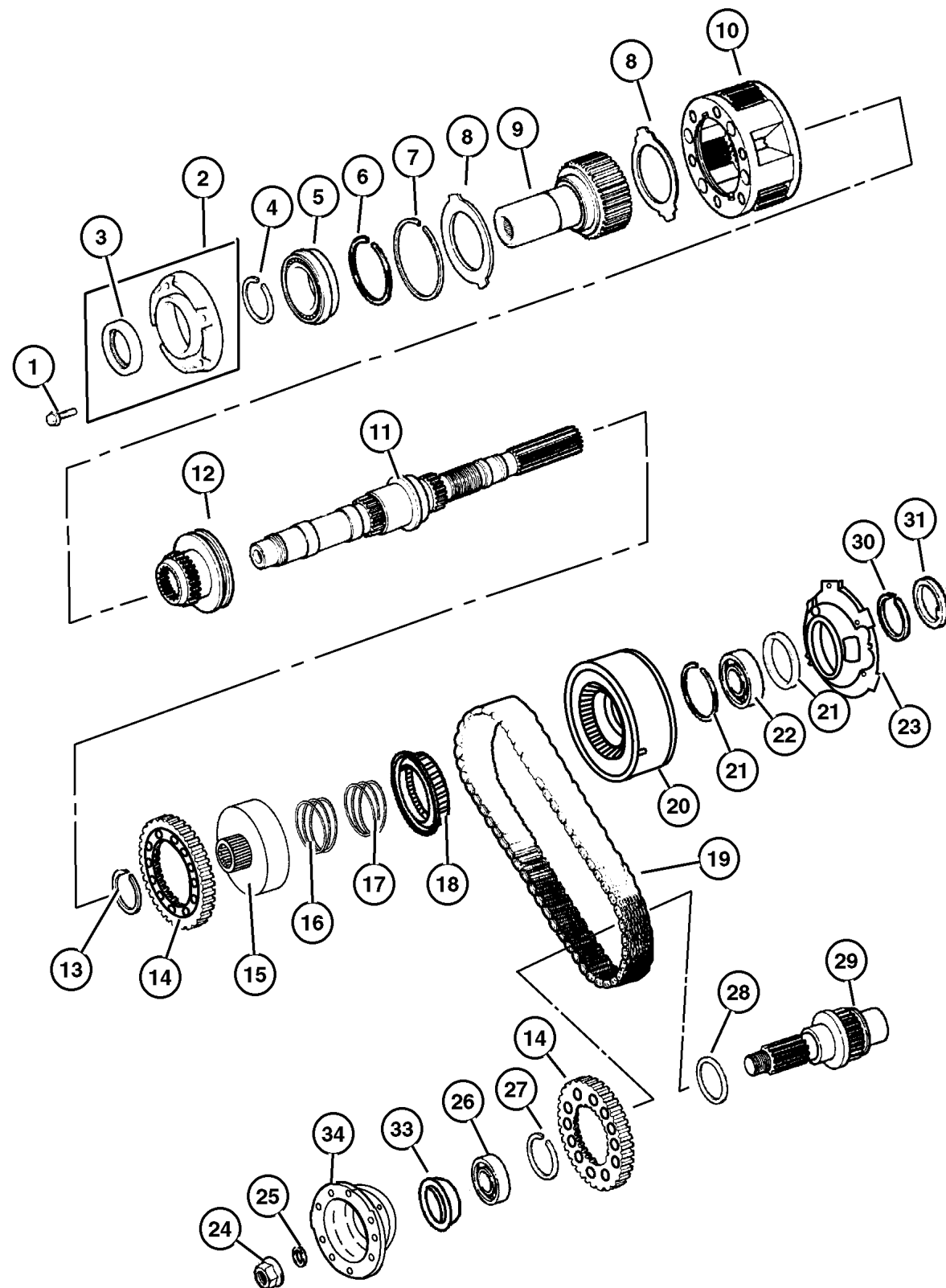
JEEP GRAND CHEROKEE (WJ)

SERIES	LINE	BODY	ENGINE	TRANSMISSION
H = Laredo	J = 4WD	74 = 4 Door	ER0, ERH = 4.0L, Power Tech	DGK = 4 Speed Autm, 42RE
P = Limited	T = 2WD		EVO, EVA = 4.7L, Power Tech	DGQ = 5 Speed Automatic 5-45RFE
				DG0 = All Automatic Transm

AR = Use as required - = Non illustrated part # = New this model year

July 17, 2002

**Gear Train Quadra Trac II on Demand [DHF]
Figure 247-410**



ITEM	PART NUMBER	QTY	LINE	SERIES	BODY	ENGINE	TRANS	DESCRIPTION
NOTES: Sales Codes								
[ER0] = All 4.0L Gas Engines								
[EV0] = All 4.7L Gas Engines								
1	6500 318	4	J			EV0		BOLT
2	4864 782	4	J			ER0		EXTENSION, Transfer Case
		1	J			EV0		
3	4798 033	1	J			EV0		SEAL, Input Gear
		1	J			ER0		
4	3821 558	1	J			EV0		SNAP RING
		1	J			ER0		
5	4746 155	1	J			EV0		BEARING, Input Gear
		1	J			ER0		
6	4338 910	1	J			EV0		SNAP RING
		1	J			ER0		
7	4338 909	1	J			EV0		RING
		1	J			ER0		
8	4338 908	2	J			EV0		THRUST WASHER, Planetary Carrier
		2	J			ER0		
9	4798 126	1	J			ER0		GEAR, Input
		1	J			EV0		
10	4796 903	1	J			EV0		PLANETARY, Transfer Case
		1	J			ER0		
11	5012 313AA	1	J			EV0		MAINSHAFT, Transfer Case
		1	J			ER0		
12	5012 314AA	1	J			EV0		SLEEVE, Shift Range
		1	J			ER0		
13	4798 130	1	J			EV0		SNAP RING
		1	J			ER0		
14								SPROCKET, Drive

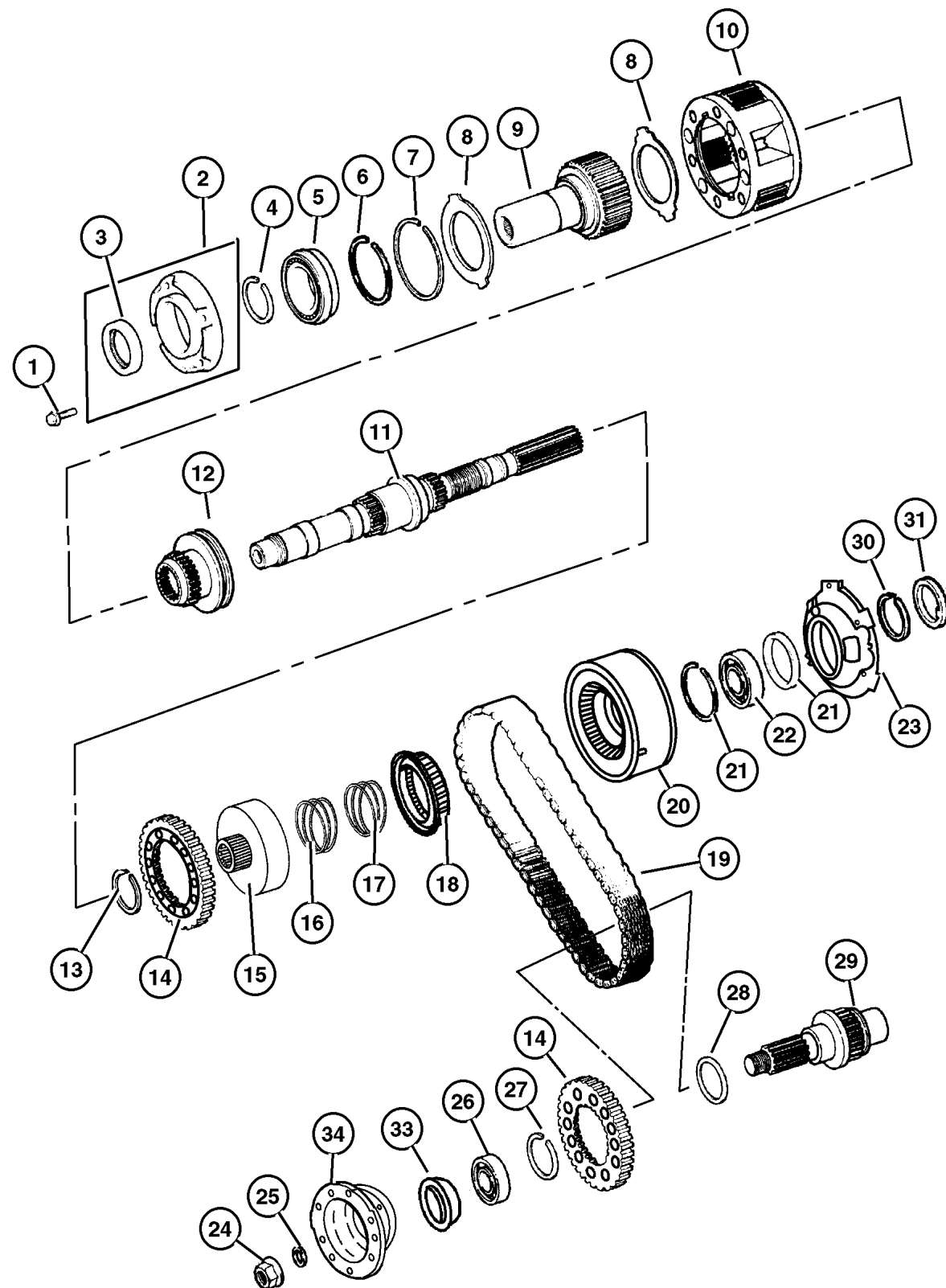
JEEP GRAND CHEROKEE (WJ)

SERIES	LINE	BODY	ENGINE	TRANSMISSION
H = Laredo	J = 4WD	74 = 4 Door	ER0, ERH = 4.0L, Power Tech	DGK = 4 Speed Autm, 42RE
P = Limited	T = 2WD		EV0, EVA = 4.7L, Power Tech	DGQ = 5 Speed Automatic 5-45RFE
				DG0 = All Automatic Transm

AR = Use as required - = Non illustrated part # = New this model year

July 17, 2002

**Gear Train Quadra Trac II on Demand [DHF]
Figure 247-410**



ITEM	PART NUMBER	QTY	LINE	SERIES	BODY	ENGINE	TRANS	DESCRIPTION
	5012 319AA	1	J			EVO		
		1	J			ER0		
15	5012 315AA	1	J			EVO		CARRIER, Sprocket
		1	J			ER0		
16	4798 131	1	J			EVO		SPRING, Clutch
		1	J			ER0		
17								SPRING, Clutch
	4897 521AA	1	J			EVO		
		1	J			ER0		
18								CLUTCH, Oneway
	4897 520AA	1	J			EVO		
		1	J			ER0		
19								CHAIN, Transfer Case
	5012 322AB	1	J			EVO		
		1	J			ER0		
20								PUMP, Transfer Case Gear Rotor
	5012 329AA	1	J			EVO		
		1	J			ER0		
21								SNAP RING
	4446 478	2	J			EVO		
		2	J			ER0		
22								BEARING, Output Shaft
	4638 899	1	J			EVO		
		1	J			ER0		
23								PUMP, Transfer Case Oil
	5013 017AB	1	J			EVO		
		1	J			ER0		
24								NUT, Transfer Case Yoke
	4167 924	1	J			EVO		
		1	J			ER0		
25								WASHER, Transfer Case Yoke
	4210 973	1	J			EVO		
		1	J			ER0		
26								BEARING, Output Shaft
	2466 224	1	J			EVO		
		1	J			ER0		
27								SNAP RING
	5012 320AA	2	J			EVO		
		1	J			ER0		
28								WASHER
	5013 014AA	1	J			EVO		

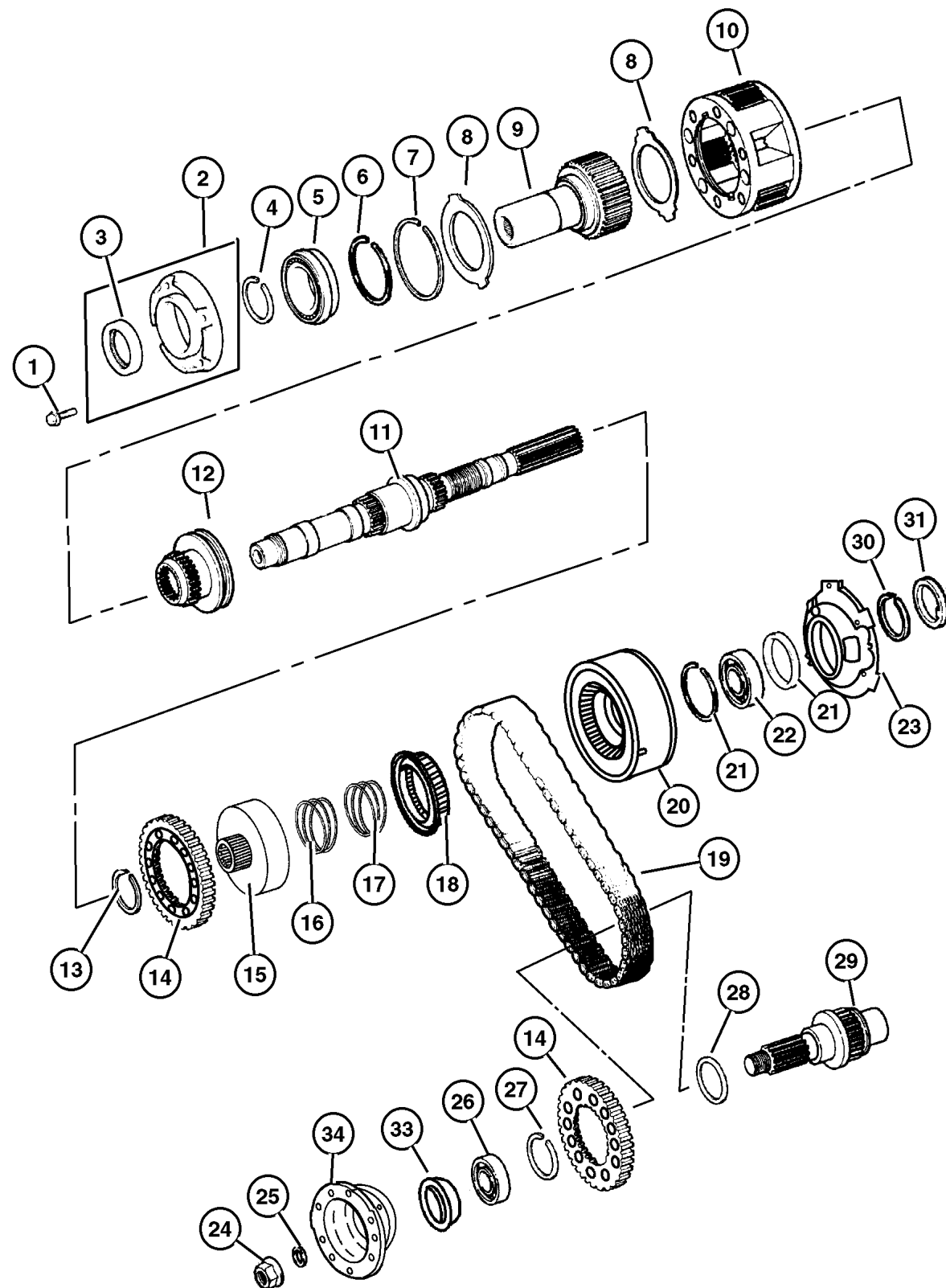
JEEP GRAND CHEROKEE (WJ)

SERIES	LINE	BODY	ENGINE	TRANSMISSION
H = Laredo	J = 4WD	74 = 4 Door	ER0, ERH = 4.0L, Power Tech	DGK = 4 Speed Autm, 42RE
P = Limited	T = 2WD		EVO, EVA = 4.7L, Power Tech	DGQ = 5 Speed Automatic
				5-45RFE
				DG0 = All Automatic Transm

AR = Use as required - = Non illustrated part # = New this model year

July 17, 2002

**Gear Train Quadra Trac II on Demand [DHF]
Figure 247-410**



ITEM	PART NUMBER	QTY	LINE	SERIES	BODY	ENGINE	TRANS	DESCRIPTION
		1	J			ER0		
29	5012 321AA	1	J			EVO		OUTPUT SHAFT, Transfer Case
		1	J			ER0		
30	5013 014AA	1	J			EVO		WASHER
		1	J			ER0		
31	5013 015AA	2	J			EVO		SNAP RING
		2	J			ER0		
-32	4210 973	1	J			EVO		WASHER, Transfer Case Yoke
		1	J			ER0		
33	4798 125	1	J			EVO		SEAL, Output Shaft
		1	J			ER0		
34	5012 308AA	1	J			ER0		YOKE, Transfer Case
	5019 514AA	1	J			EVO		

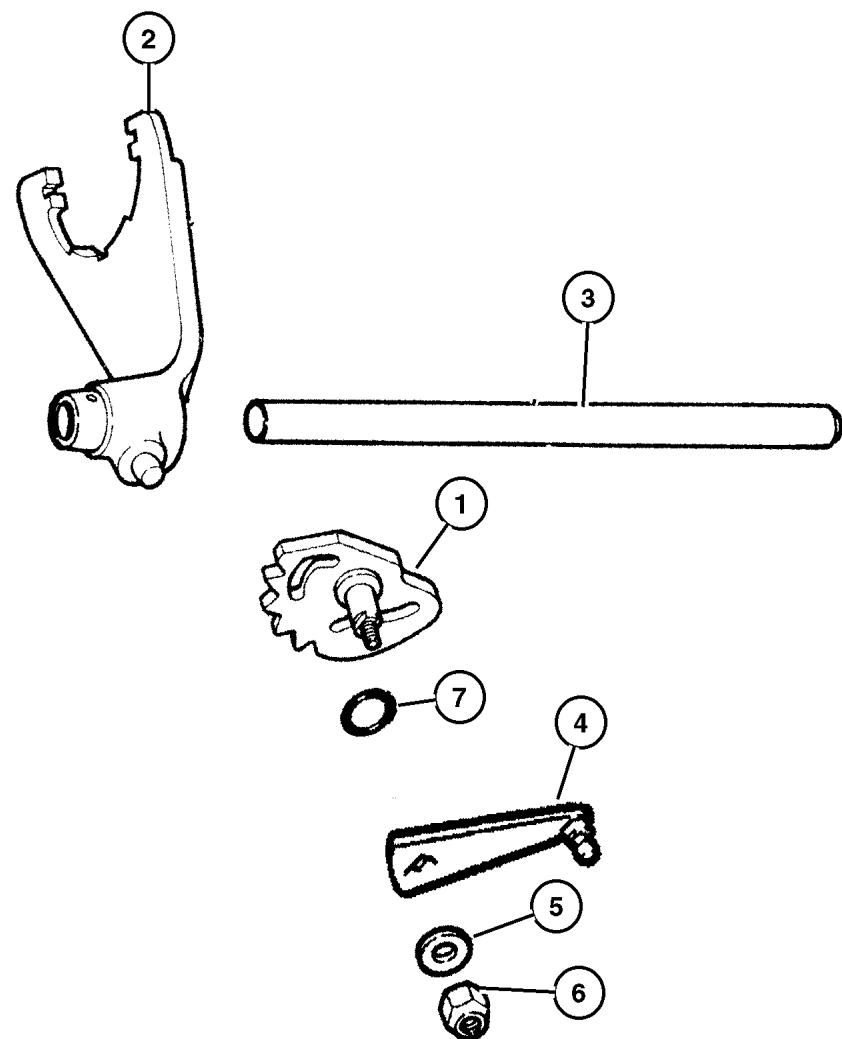
JEEP GRAND CHEROKEE (WJ)

SERIES	LINE	BODY	ENGINE	TRANSMISSION
H = Laredo	J = 4WD	74 = 4 Door	ER0, ERH = 4.0L, Power Tech	DGK = 4 Speed Autm, 42RE
P = Limited	T = 2WD		EVO, EVA = 4.7L, Power Tech	DGQ = 5 Speed Automatic 5-45RFE
				DG0 = All Automatic Transm

AR = Use as required - = Non illustrated part # = New this model year

July 17, 2002

Fork and Rails Quadra Trac II on Demand [DHF]
Figure 247-910



ITEM	PART NUMBER	QTY	LINE	SERIES	BODY	ENGINE	TRANS	DESCRIPTION
NOTES: Sales Codes								
[ER0] = All 4.0L Gas Engines								
[EV0] = All 4.7L Gas Engines								
1	5012 312AA	1	J			EV0		SECTOR, Transfer Case
		1	J			ER0		
2	4798 136	1	J			EV0		FORK, Range
		1	J			ER0		
3	4798 135	1	J			EV0		RAIL, Transfer Case
		1	J			ER0		
4	5012 333AA	1	J			EV0		LEVER, Transfer Case
		1	J			ER0		
5	S243 6163	1	J			EV0		WASHER, Flat
		1	J			ER0		
6	0152 345	1	J			EV0		NUT, Hex Flange Lock
		1	J			ER0		
7	4167 963	1	J			EV0		SEAL, O-Ring
		1	J			ER0		

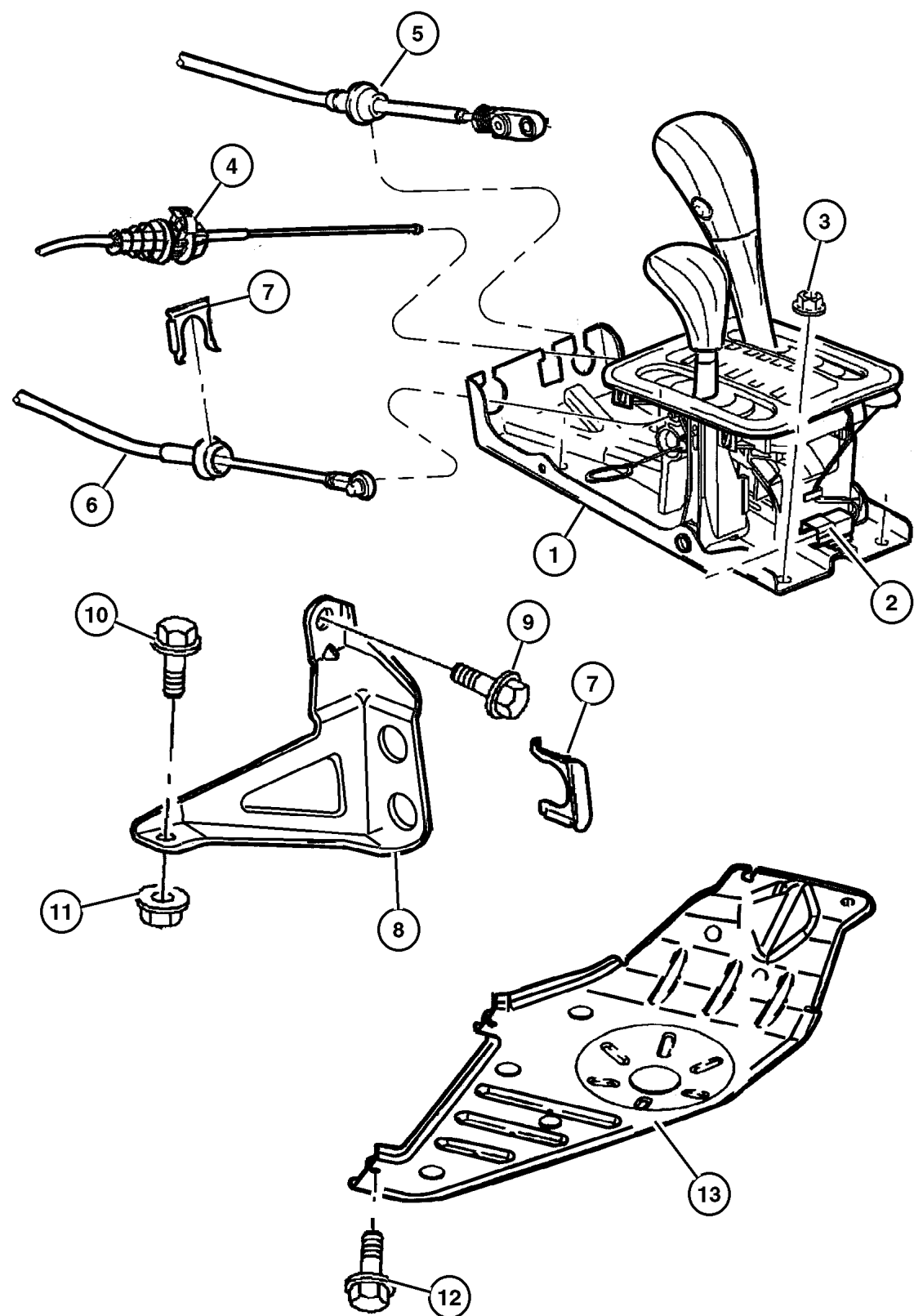
JEEP GRAND CHEROKEE (WJ)

SERIES	LINE	BODY	ENGINE	TRANSMISSION
H = Laredo	J = 4WD	74 = 4 Door	ER0, ERH = 4.0L, Power Tech	DGK = 4 Speed Autm, 42RE
P = Limited	T = 2WD		EV0, EVA = 4.7L, Power Tech	DGQ = 5 Speed Automatic 5-45RFE
				DG0 = All Automatic Transm

AR = Use as required - = Non illustrated part # = New this model year

July 17, 2002

**Gearshift Controls Quadra Trac II on Demand [DHF]
Figure 247-1210**



ITEM	PART NUMBER	QTY	LINE	SERIES	BODY	ENGINE	TRANS	DESCRIPTION
NOTES: Sales Codes								
[ER0] = All 4.0L Gas Engines								
[EV0] = All 4.7L Gas Engines								
DG0 = All Automatic Transmissions								
DGK = 42RE Automatic Transmission								
DDQ = 5 Speed Manual Transmission 5-45RFE								
DSB = Vari-Lok Progressive Front Axle								
1								HOUSING AND LEVER, Shifter
	52104 151AB	1	J				DG0	
	52104 374AB	1	J				DG0	With S/C DSB
2								CONNECTOR, Wiring
	5013 117AA	1	J				DG0	
		1	J				DG0	With S/C DSB
3	6101 695	4						NUT, Hex Flange Lock, M8x1.25
4	52104 054AB	1					DG0	CABLE, Park Interlock
5	52104 060AC	1					DG0	CABLE, Gearshift Control
6	52104 218AB	1	J				DG0	CABLE, Gearshift Control
7	4269 830	2	J					CLIP, Cable
8								BRACKET, Torque Shaft
	5210 4219	1	J				DGK	
	52104 220AB	1	J				DGQ	
9	6503 119	4						SCREW AND WASHER, Hex Head, M10x1.5x40
10	6101 054	1	J				DGK	BOLT AND WASHER, Hex Head, M10x1.5x40
11	6503 231	1	J				DGK	NUT, Brake Line
12	6503 571	4						SCREW AND WASHER, M10x1.50x35
13	5205 8922	1	J			ER0, EV0		SKID PLATE, Transfer Case

JEEP GRAND CHEROKEE (WJ)

SERIES	LINE	BODY	ENGINE	TRANSMISSION
H = Laredo	J = 4WD	74 = 4 Door	ER0, ERH = 4.0L, Power Tech	DGK = 4 Speed Autm, 42RE
P = Limited	T = 2WD		EV0, EVA = 4.7L, Power Tech	DGQ = 5 Speed Automatic 5-45RFE
				DG0 = All Automatic Transm

AR = Use as required - = Non illustrated part # = New this model year

July 17, 2002

Group – 022

Wheels, Covers and Jacks

GROUP 22 - Wheels, Covers and Jacks

Illustration Title

Group-Fig. No.

Wheels and Hardware

Wheels and Hardware Fig. 022-130

Wheel Covers and Center Caps

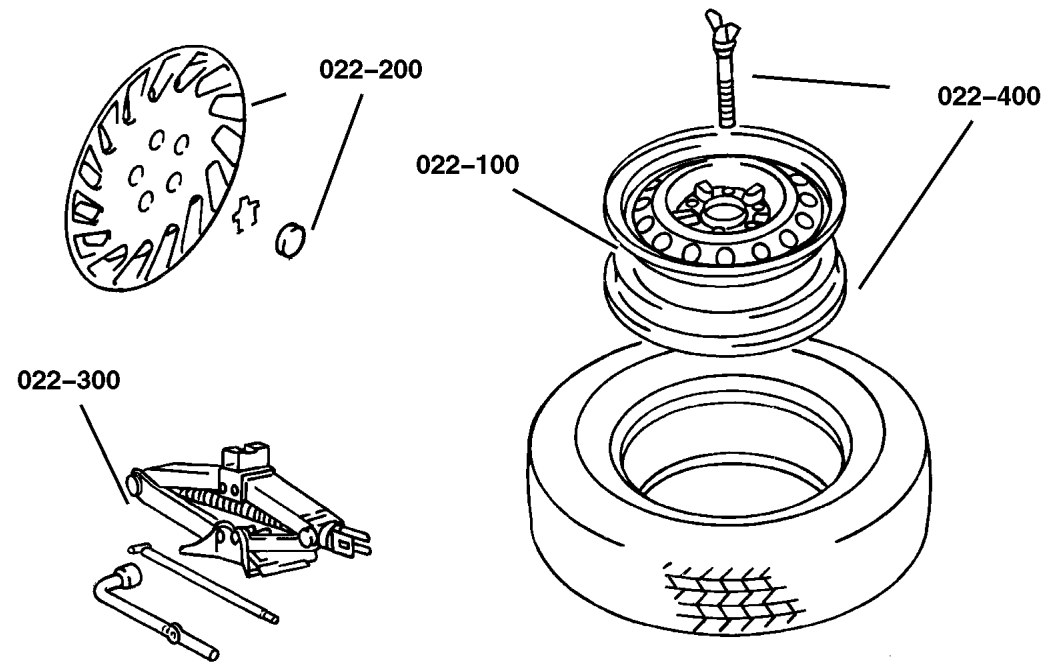
Caps, Wheel Cover and center Fig. 022-230


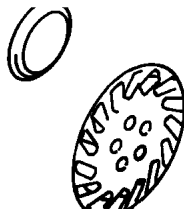
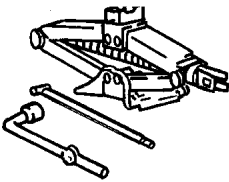

Jack Stowage

Jack Stowage Fig. 022-330


Spare Tire Stowage

Spare Wheel Stowage Fig. 022-460



<p>022-100 Wheels and Hardware</p> 	<p>022-200 Wheel Covers and Center Caps</p> 	<p>022-300 Jack Stowage</p> 	<p>022-400 Spare Tire Stowage</p> 
---	--	---	--

Wheels and Hardware Figure 022-130



ITEM	PART NUMBER	QTY	LINE	SERIES	BODY	ENGINE	TRANS	DESCRIPTION
------	-------------	-----	------	--------	------	--------	-------	-------------

Note: Sales Code WDS = 16x7.0 Aluminum Wheel
 Note: Sales Code WDR = 16x7.0 Aluminum Wheel
 Note: Sales Code WDM = 16x7.0 Aluminum Wheel
 Note: Sales Code WFJ = 17x7.0 Cast Aluminum
 Note: Sales Code WFK = 17 x 7.5 Aluminum, 7 Spoke
 Note: Sales Code WFZ = 17 x 7.5 Aluminum, Gray Accent
 Note: Sales Code WGF = 17 x 7.5 Aluminum, Sparkle Accent
 Note: Sales Code WGM = 17 x 7.5 Aluminum, Chrome

1	5EZ98 TAEAB	1						WHEEL, Aluminum, 16x7, [WDS]
2	#5HB03 PAKAA	4						WHEEL, Aluminum, 17x7.5, [WFK]
3	#5HB10 MA8AA	4						WHEEL, Aluminum 17x7.5, [WFZ]
	#5HB10 PAKAA	4						17x7.5, [WGF]
	#52080 260AA	4						17x7.5, [WGM] Chrome
4	6036 310AA	20						NUT, Wheel, .50x20
-5	52088 203AB	1						WHEEL, Spare
6	2073 355	5						STEM, Wheel Valve
7								WEIGHT, Wheel Balance Tape, (NOT SERVICED) (Not Serviced)


JEEP GRAND CHEROKEE (WJ)

SERIES	LINE	BODY	ENGINE	TRANSMISSION
H = Laredo	J = 4WD	74 = 4 Door	ER0, ERH = 4.0L, Power Tech	DGK = 4 Speed Autm, 42RE
P = Limited	T = 2WD		EV0, EVA = 4.7L, Power Tech	DGQ = 5 Speed Automatic 5-45RFE
				DG0 = All Automatic Transm

AR = Use as required - = Non illustrated part # = New this model year

July 17, 2002

**Caps, Wheel Cover and center
Figure 022-230**



ITEM	PART NUMBER	QTY	LINE	SERIES	BODY	ENGINE	TRANS	DESCRIPTION
------	-------------	-----	------	--------	------	--------	-------	-------------

Note:

WFK = 17 x 7.5 Aluminum, 7 Spoke

WFZ = 17 x 7.5 Aluminum, Gray Accent

WGF = 17 x 7.5 Aluminum, Sparkle Accent

WGM = 17 x 7.5 Aluminum

1	5CF9 7L3X	4						CAP, Wheel Center, Brushed Aluminum "Jeep" Name, [WDS]
-2	#5FA5 1MA8	4						CAP, Wheel Center [WFZ]
	#5FA5 1PAK	4						[WGF]
	5GJ46 PAKAA	4						[WFK]
	#52080 263AA	4						[WGM]

JEEP GRAND CHEROKEE (WJ)

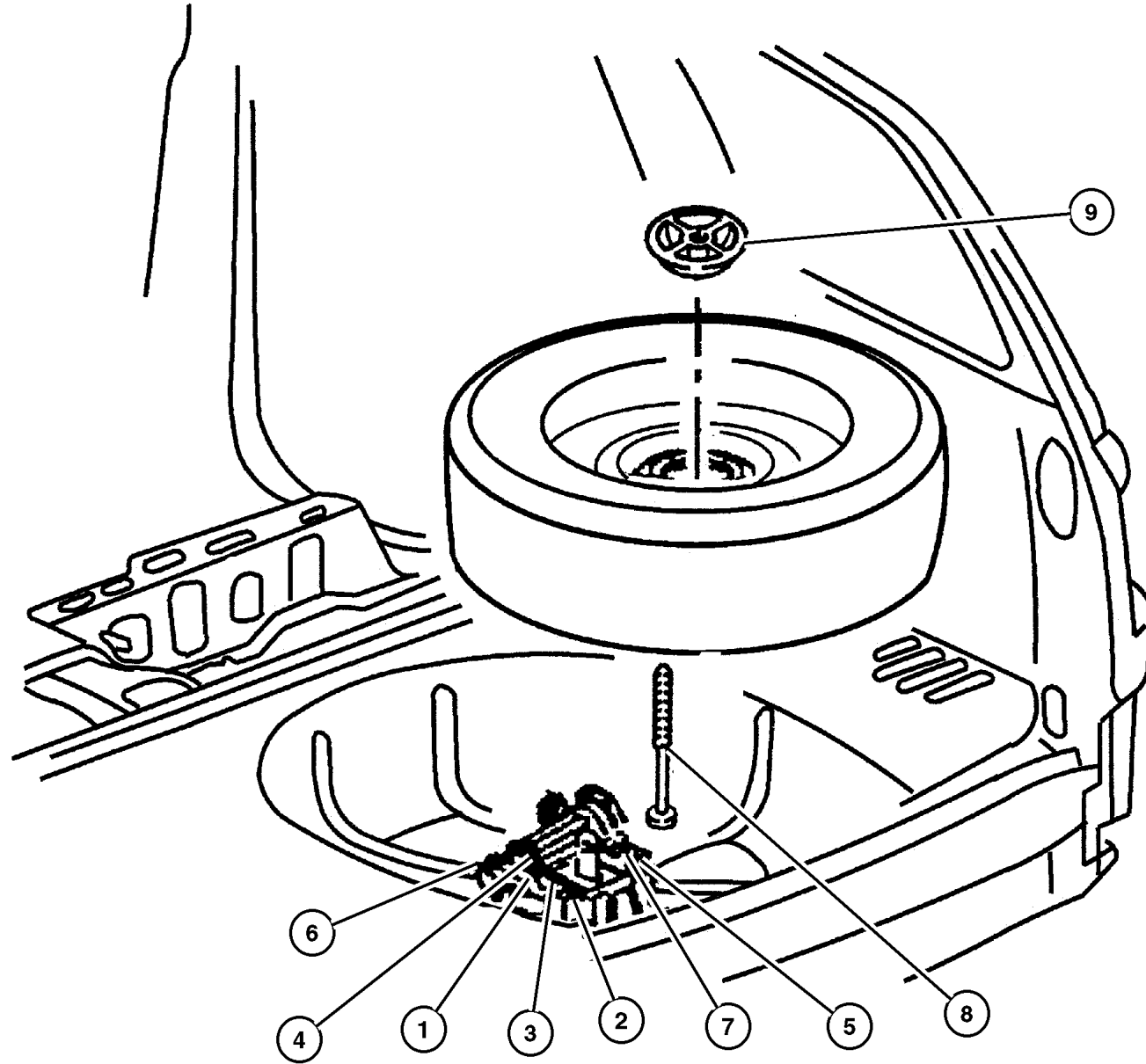
SERIES	LINE	BODY	ENGINE	TRANSMISSION
H = Laredo	J = 4WD	74 = 4 Door	ER0, ERH = 4.0L, Power Tech	DGK = 4 Speed Autm, 42RE
P = Limited	T = 2WD		EV0, EVA = 4.7L, Power Tech	DGQ = 5 Speed Automatic 5-45RFE DG0 = All Automatic Transm

AR = Use as required - = Non illustrated part # = New this model year

July 17, 2002

Jack Stowage
Figure 022-330

ITEM	PART NUMBER	QTY	LINE	SERIES	BODY	ENGINE	TRANS	DESCRIPTION
1	5205 9104	1						JACK
2	5205 9121	1						EXTENSION, Jack Handle
3	52059 122AB	1						EXTENSION, Jack Handle
4	52059 134AA	2						BRACKET, Tool Hold Down
5	6100 048	1						NUT, Hex, M6x1.00
6	5205 9105	1						WRENCH, Wheel Lug Nut
7	52059 148AA	1						CLIP
8								J BOLT, Spare Tire Hold Down, (NOT SERVICED) (Not Serviced)
9	52059 414AB	1						CUP, Spare Tire Retention
-10	6503 070	1						WINGNUT, Jack and Tire Hold Down



JEEP GRAND CHEROKEE (WJ)

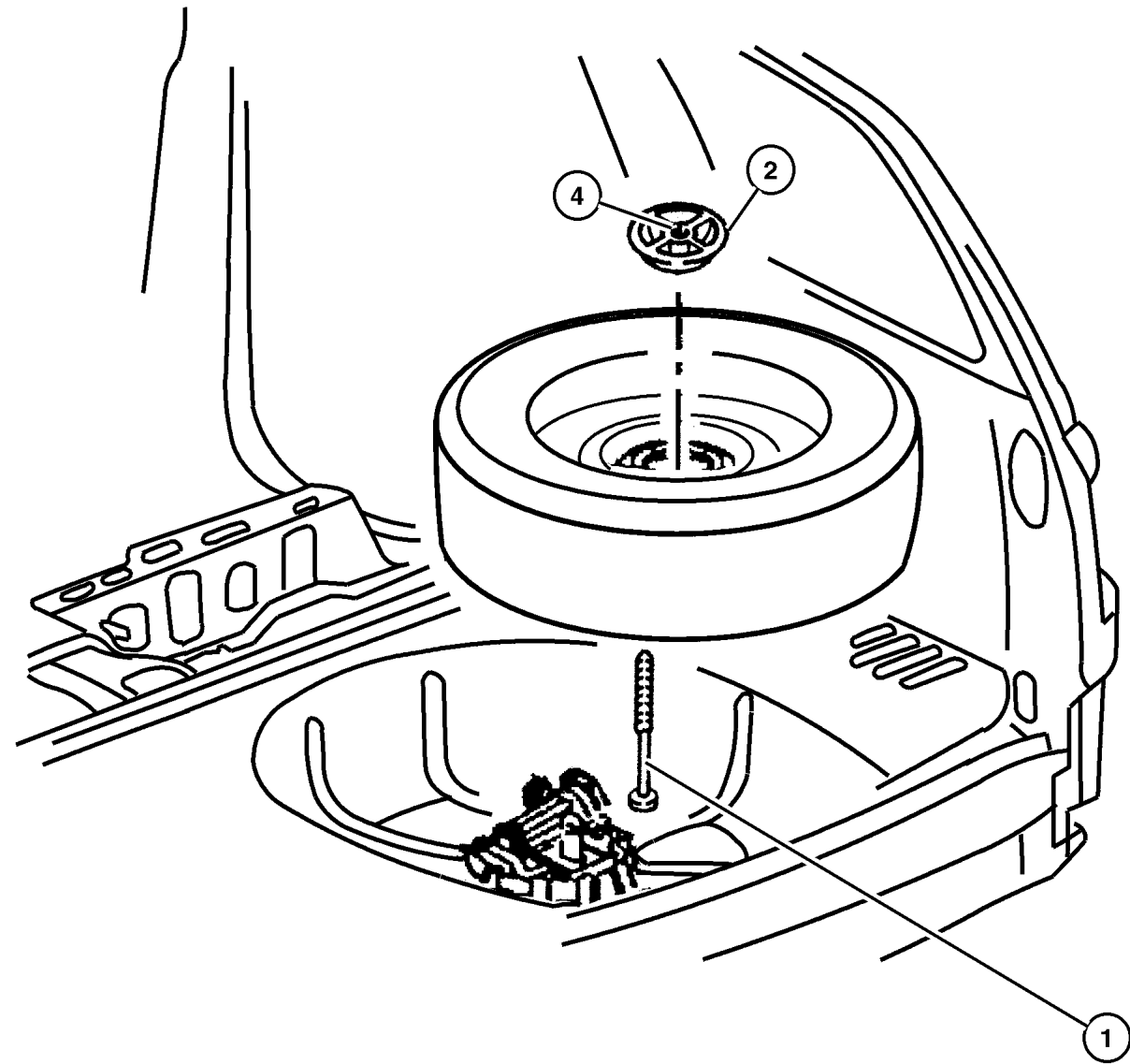
SERIES	LINE	BODY	ENGINE	TRANSMISSION
H = Laredo	J = 4WD	74 = 4 Door	ER0, ERH = 4.0L, Power Tech	DGK = 4 Speed Autm, 42RE
P = Limited	T = 2WD		EV0, EVA = 4.7L, Power Tech	DGQ = 5 Speed Automatic 5-45RFE
				DG0 = All Automatic Transm

AR = Use as required - = Non illustrated part # = New this model year

July 17, 2002

**Spare Wheel Stowage
Figure 022-460**

ITEM	PART NUMBER	QTY	LINE	SERIES	BODY	ENGINE	TRANS	DESCRIPTION
1	52059 169AB	1						BOLT, J, M10x1.5x150
2	52059 414AB	1						CUP, Spare Tire Retention
-3	52088 806AA	1						SILENCER, Wheelhouse
4	6503 070	1						WINGNUT, Jack and Tire Hold Down



JEEP GRAND CHEROKEE (WJ)			
SERIES	LINE	BODY	TRANSMISSION
H = Laredo	J = 4WD	74 = 4 Door	DGK = 4 Speed Autm, 42RE
P = Limited	T = 2WD		DGQ = 5 Speed Automatic 5-45RFE
			DG0 = All Automatic Transm

AR = Use as required - = Non illustrated part # = New this model year

July 17, 2002

Group – 23D

Wiper/Lock Cylinder and Keys

GROUP 23D - Wiper/Lock Cylinder and Keys

Illustration Title

Group-Fig. No.

Lock Cylinders and Keys

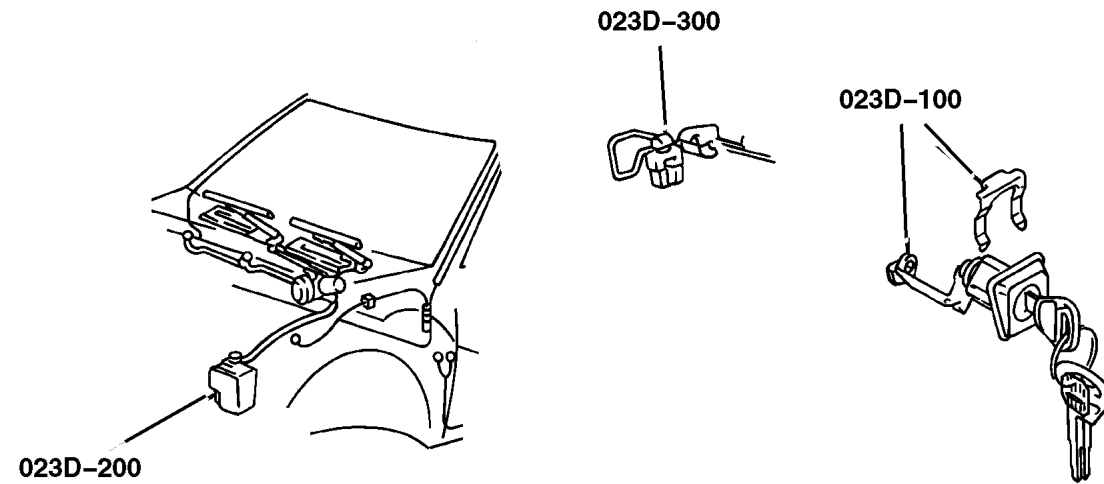
Lock Cylinder & Keys Fig. 23D-130

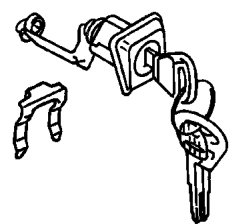
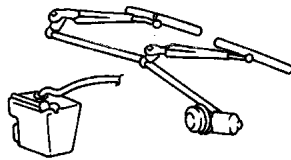
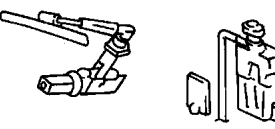
Windshield Wiper and Washer Systems

Windshield Wiper & Washer Fig. 23D-230

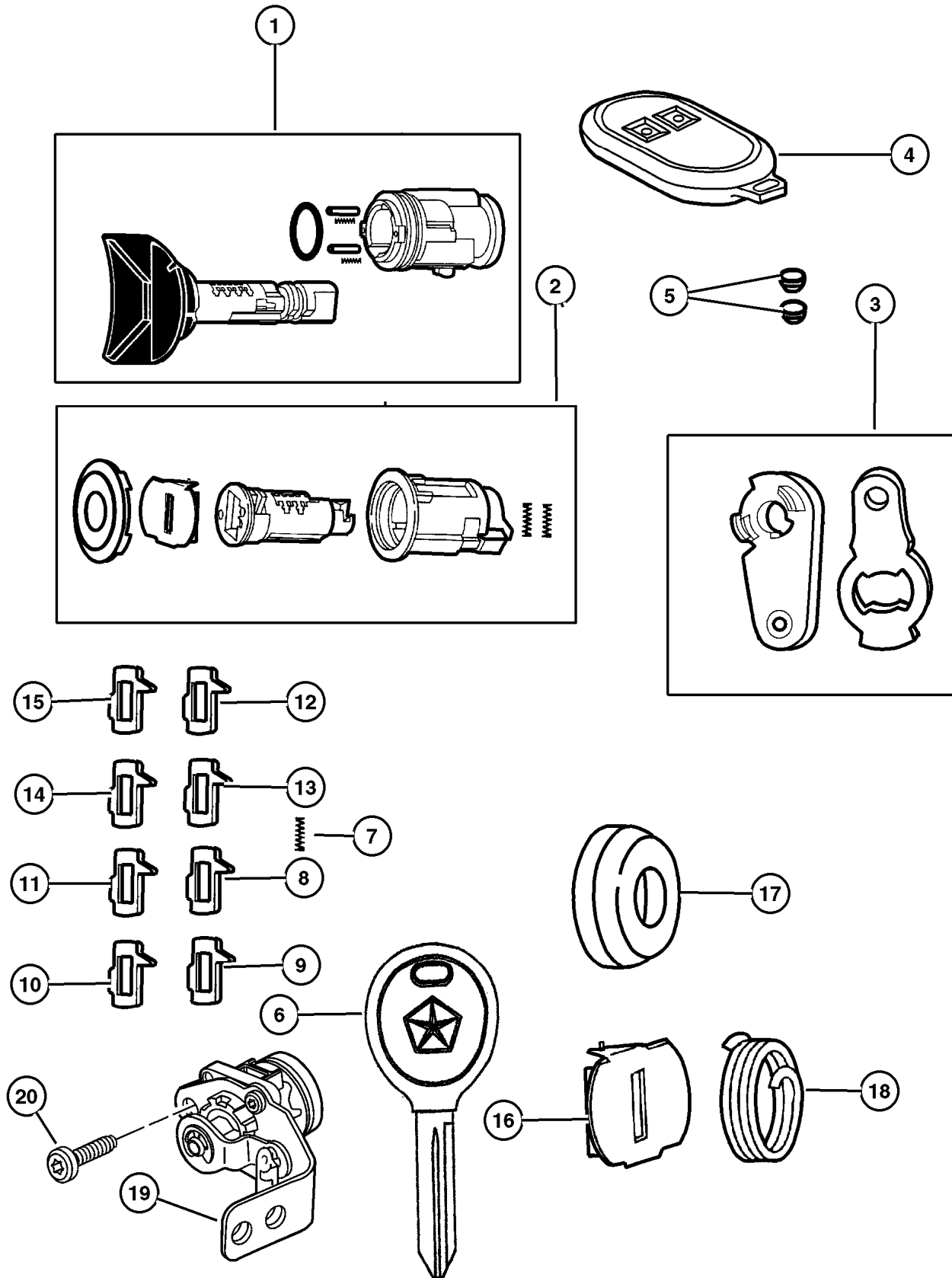
Rear Wiper and Washer System

Rear Wiper & Washer System Fig. 23D-330



<p>23D-100 Lock Cylinders and Keys</p> 	<p>23D-200 Windshield Wiper and Washer Systems</p> 	<p>23D-300 Rear Wiper and Washer System</p> 	
---	---	---	--

Lock Cylinder & Keys Figure 23D-130



ITEM	PART NUMBER	QTY	LINE	SERIES	BODY	ENGINE	TRANS	DESCRIPTION
1	5003 843AB	1						CYLINDER, Ignition Lock
2	5013 682AA	1						CYLINDER, Door Lock
3	55136 554AA	1						LEVER, Door Lock Cylinder
4	56036 859AD	1						TRANSMITTER, Keyless Entry Frequency 315 (# 1)
	56036 860AD	1						Frequency 433 (# 2) Europe
5	8350 4802	2						BATTERY, Transmitter
6	#5018 699AA	2						KEY, Master, Sentry Key
7	5010 883AB	1						SPRING, Ignition Tumbler, Sidebar
8	4778 117	1						TUMBLER, Door and Deck Number 1, Wide
9	4778 118	1						TUMBLER, Door and Deck Number 2, Wide
10	4778 119	1						TUMBLER, Door and Deck Number 3, Wide
11	4778 120	1						TUMBLER, Door and Deck Number 4, Wide
12	5010 879AA	1						TUMBLER, Ignition Number 1, Sidebar
13	5010 880AA	1						TUMBLER, Ignition Number 2, Sidebar
14	5010 881AA	1						TUMBLER, Ignition Number 3, Sidebar
15	5010 882AA	1						TUMBLER, Ignition Number 4, Sidebar
16	4778 150	1	T					SHUTTER, Door, Deck and Liftgate, Bright
17	4778 149	1						CAP, Door Lock Cylinder, Bright
18	4778 121	1						SPRING, Door and Deck Tumbler
19	55136 763AA	1						BRACKET, Security
20	5013 808AA	1						SCREW, Security Bracket Mounting
-21	4658 444	1						CLIP, Latch, Purple
-22	55136 557AA	1						SWITCH, Security Alarm
-23	#4686 665AB	1						MODULE, Immobilizer

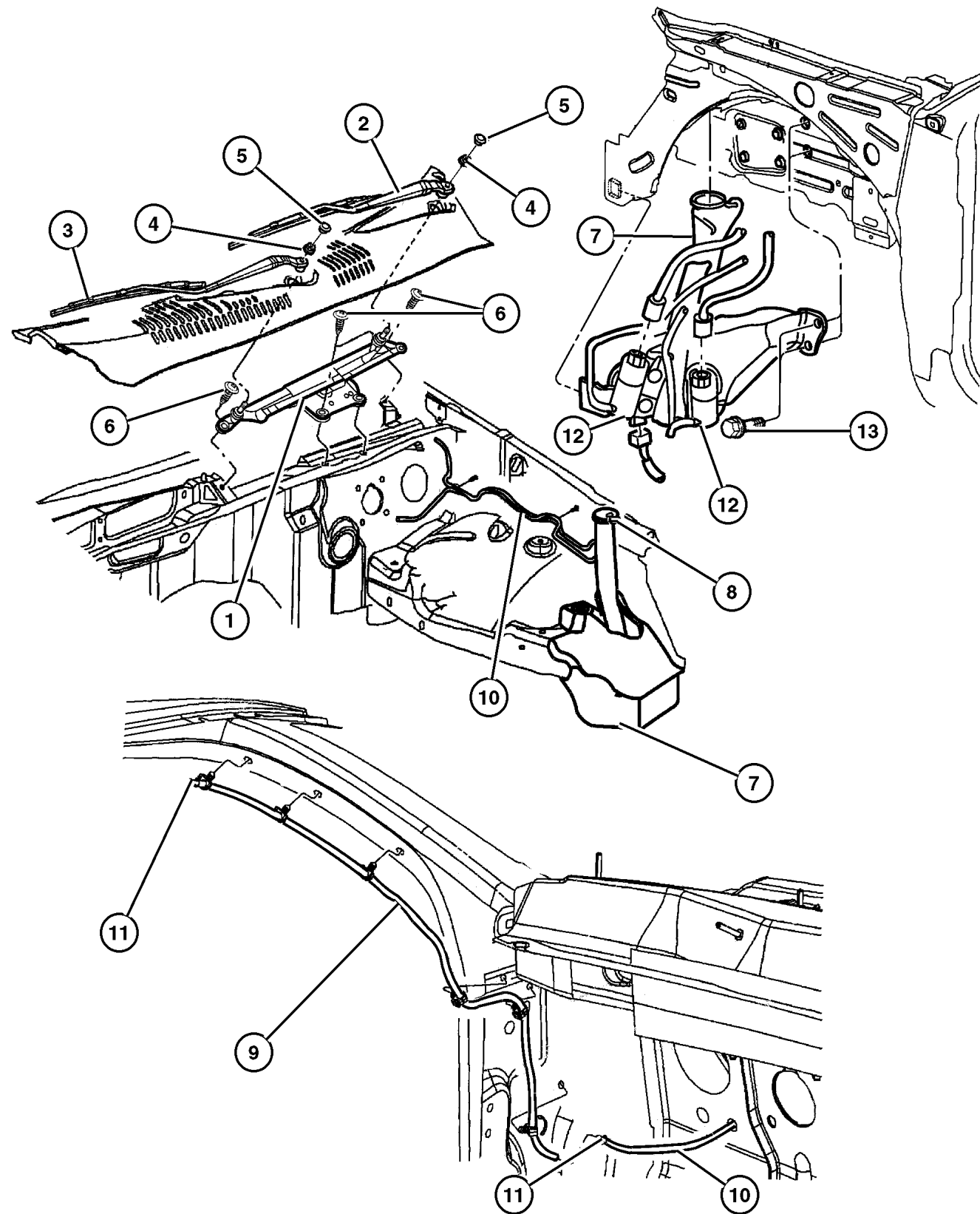
JEEP GRAND CHEROKEE (WJ)

SERIES	LINE	BODY	ENGINE	TRANSMISSION
H = Laredo	J = 4WD	74 = 4 Door	ER0, ERH = 4.0L, Power Tech	DGK = 4 Speed Autm, 42RE
P = Limited	T = 2WD		EV0, EVA = 4.7L, Power Tech	DGQ = 5 Speed Automatic 5-45RFE DG0 = All Automatic Transm

AR = Use as required - = Non illustrated part # = New this model year

July 17, 2002

Windshield Wiper & Washer Figure 23D-230



ITEM	PART NUMBER	QTY	LINE	SERIES	BODY	ENGINE	TRANS	DESCRIPTION
ER0=4.0L Engine								
EVO=4.7L Engine								
1	5515 5092	1						MODULE, Wiper, Wiper Motor Included
2								ARM, Wiper
	5012 605AA	1						Passenger Side
	5012 606AA	1						Drivers Side
3	5012 611AB	1						BLADE, Wiper, (Qty.2)
4	6503 335	2						NUT, Hex, M10X1.25
5	55155 765AA	2						CAP, Wiper Arm Nut
6	6100 568	4						BOLT AND WASHER, Implement Attaching
7	5012 594AA	1						RESERVOIR, Washer
8	5012 603AA	1						CAP, Washer Reservoir
9	55155 522AC	1						HOSE, Windshield Washer
10	4439 003	2						HOSE, Windshield Washer, 0156 ID=4MM
11	4778 224	1						CONNECTOR, Washer Hose, In Line
12								PUMP, Washer, Windshield
	5017 794AA	1						Front Washers
	5017 795AA	1						Rear Washers
13								SCREW, .250-14x.875, (NOT SERVICED) (Not Serviced)
-14	5515 5199	2						NOZZLE, Washer, Windshield
-15	4882 797	1						SENSOR, Washer Fluid Level
-16	4798 779	1						GROMMET, Windshield Washer Pump, Sensor Grommet
-17	5011 809AA	1						GROMMET, Windshield Washer Pump, Pump Grommet
-18	3799 520	1						GROMMET, Hose to Reservoir
-19	55155 694AB	1						HOSE, Washer Reservoir

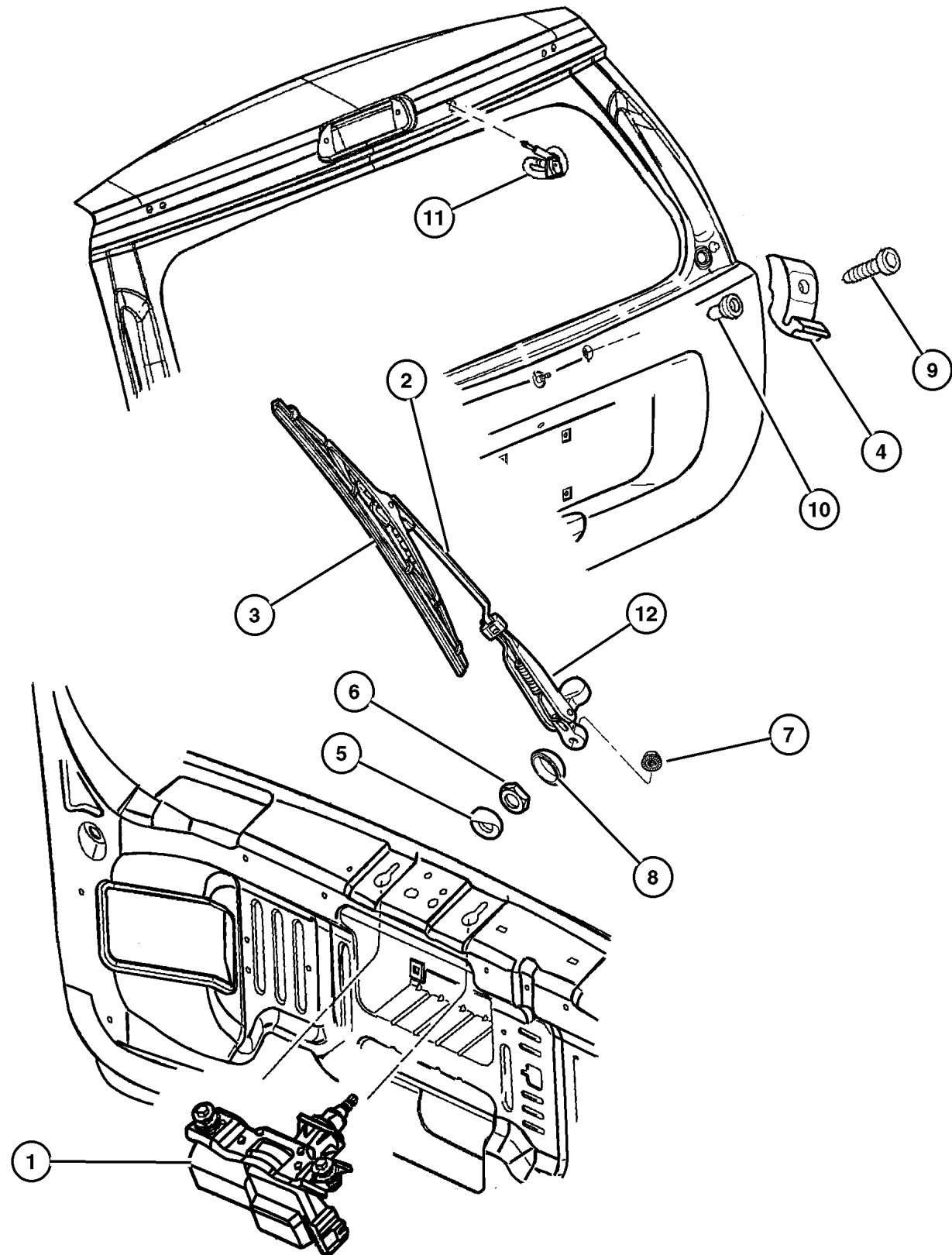
JEEP GRAND CHEROKEE (WJ)

SERIES	LINE	BODY	ENGINE	TRANSMISSION
H = Laredo	J = 4WD	74 = 4 Door	ER0, ERH = 4.0L, Power Tech	DGK = 4 Speed Autm, 42RE
P = Limited	T = 2WD		EVO, EVA = 4.7L, Power Tech	DGQ = 5 Speed Automatic 5-45RFE
				DG0 = All Automatic Transm

AR = Use as required - = Non illustrated part # = New this model year

July 17, 2002

Rear Wiper & Washer System Figure 23D-330



ITEM	PART NUMBER	QTY	LINE	SERIES	BODY	ENGINE	TRANS	DESCRIPTION
1	#55155 122AD	1						MOTOR, Wiper
2	5012 610AB	1						ARM, Liftgate Wiper
3	5012 615AB	1						BLADE, Wiper
4	5515 5124	1						RAMP, Wiper Park
5	5515 5358	1						BEZEL, Wiper Motor
6	6502 263	1						NUT, Hex, M20x1.00
7	6500 165	1						NUT, Wiper Arm
8	5507 6650	1						COVER, Rear Wiper Motor, Nut
9	6505 062AA	1						SCREW, Pilot Point
10	6503 245	1						NUT/RIVET, Cooler To Closure Panel
11	55155 201AC	1						NOZZLE, Washer, Windshield
12	5014 217AA	1						COVER, Rear Wiper Motor, Lower Wiper Arm
-13	55077 241AB	1						PUMP, Washer, Windshield

JEEP GRAND CHEROKEE (WJ)

SERIES	LINE	BODY	ENGINE	TRANSMISSION
H = Laredo	J = 4WD	74 = 4 Door	ER0, ERH = 4.0L, Power Tech	DGK = 4 Speed Autm, 42RE
P = Limited	T = 2WD		EV0, EVA = 4.7L, Power Tech	DGQ = 5 Speed Automatic 5-45RFE
				DG0 = All Automatic Transm

AR = Use as required - = Non illustrated part # = New this model year

July 17, 2002

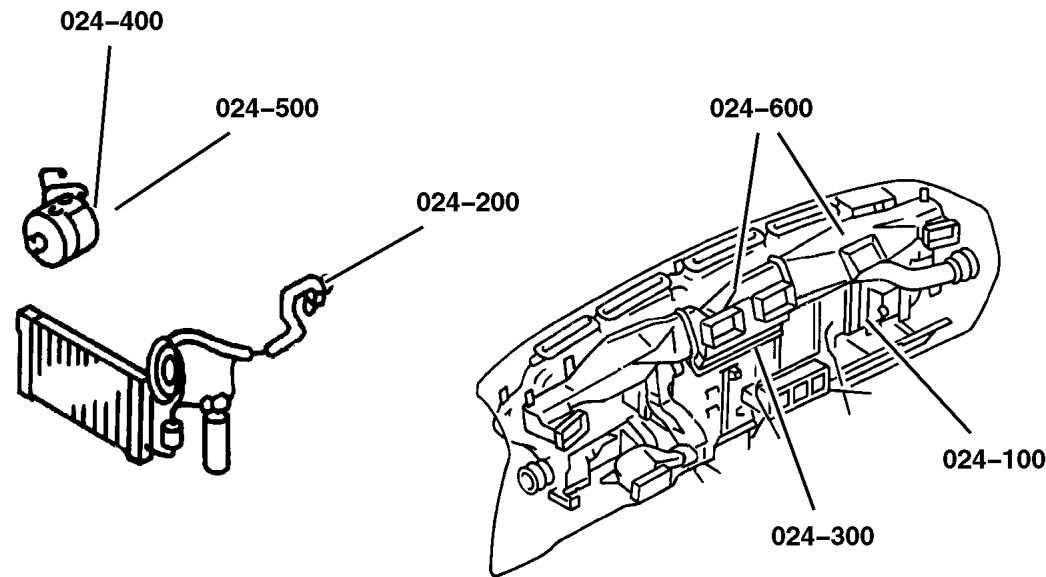
Group – 024

Air Conditioning & Heater

GROUP 24 - Air Conditioning & Heater

Illustration Title

Group-Fig. No.



Air Conditioner and Heater Units

HEVAC with Auto Temp Control, LHD Fig. 024-150

HEVAC with Manual Control, LHD Fig. 024-170

Air Conditioner and Heater Plumbing

Hoses, Heater 4.0L Engine Fig. 024-240

Hoses, Heater 4.7L Engine Fig. 024-245

Accumulator, Condenser and Lines 4.0L Engines Fig. 024-250

Accumulator, Condenser and Lines 4.7L Engine Fig. 024-255

Hevac Vacuum Engine Lines and Controls Fig. 024-260

Air Conditioner and Heater Controls

Control, Heater and Air Conditioner Fig. 024-330

Air Conditioning Compressor

Compressor, Air Conditioning 4.0L Engine Fig. 024-410

Compressor, Air Conditioning 4.7L Engine Fig. 024-420


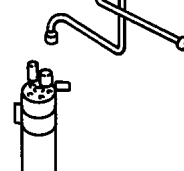
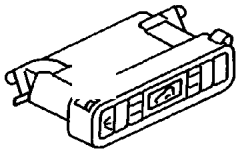
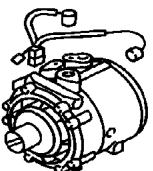

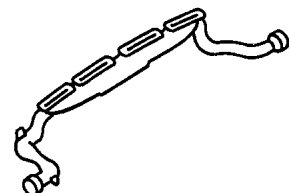
Air Conditioning Compressor Mounting

Compressor, Mounting 4.0L Engine Fig. 024-510

Compressor, Mounting 4.7L Engine Fig. 024-520

Air Ducts and Outlets

Air Ducts and Outlets Fig. 024-610

<p>024-100 Air Conditioner and Heater Units</p> 	<p>024-200 Air Conditioner and Heater Plumbing</p> 	<p>024-300 Air Conditioner and Heater Controls</p> 	<p>024-400 Air Conditioning Compressor</p> 
<p>024-500 Air Conditioning Compressor Mounting</p> 	<p>024-600 Air Ducts and Outlets</p> 		

HEVAC with Auto Temp Control, LHD
Figure 024-150

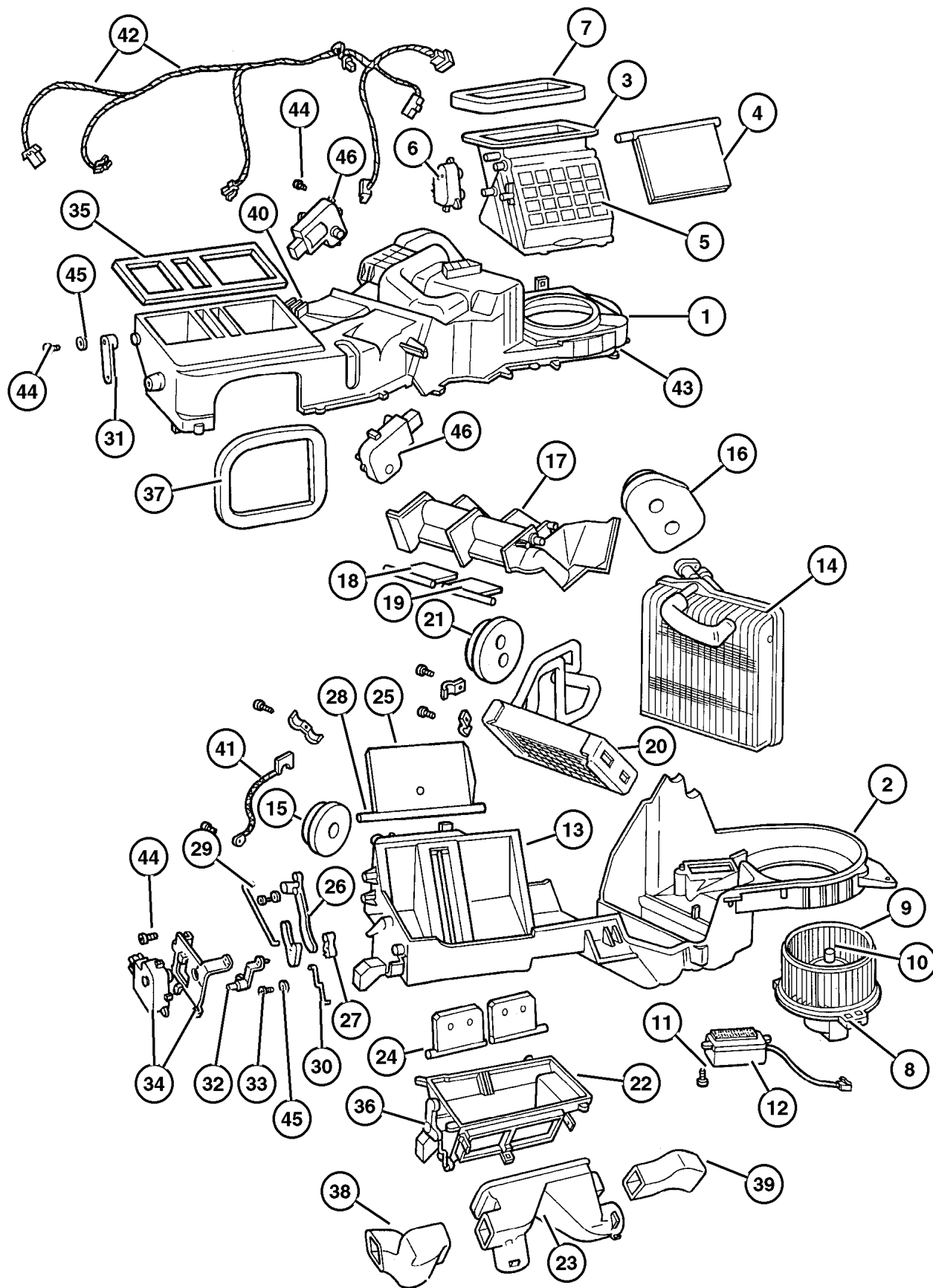
ITEM	PART NUMBER	QTY	LINE	SERIES	BODY	ENGINE	TRANS	DESCRIPTION
Note: Sales Codes:								
EVO = All 4.7L Gas Engines								
HAF = Auto Temp Control								
1	5012 715AD	1						HOUSING, A/C Upper
2	5012 714AC	1						HOUSING, A/C Lower
3	5012 713AA	1						HOUSING, Air Recirculating
4	5012 712AA	1						DOOR, Air Inlet
5	5012 711AA	1						LINK, Heater and Damper Contrl
6	5012 710AA	1						SERVO, A/C Temperature Door
7	5012 709AA	1						SEAL, Air Inlet
8	5012 708AA	1						MOTOR, Blower
9	5012 701AB	1						FAN, Blower Motor
10	2837 680	1						CLAMP, Blower Motor Wheel
11	5012 700AA	3						SCREW, Tapping
12	5012 699AA	1						RESISTOR, Blower Motor
13	5012 698AB	1						INSULATOR, Air Conditioning
14	5012 697AA	1						EVAPORATOR, Air Conditioning
15	5012 696AA	1						SEAL, Evaporator Drain
16	5014 744AA	1						SEAL, A/C Evaporator
17	5012 694AB	1						HOUSING, A/C Unit
18	5012 693AA	1						DOOR, Blend Air
19	5012 692AA	1						DOOR, Blend Air
20	5012 691AB	1						CORE, Heater
21	5012 744AA	1						SEAL, Heater Tubes
22	5012 743AA	1						HOUSING, A/C Unit
23	5012 742AA	1						COVER, Heater
24	5012 740AA	1						DOOR, Distribution Duct
25	5012 739AA	1						DOOR, Floor Defroster Duct
26	5012 738AA	1						LEVER, Panel Door
27	5012 735AA	1						LEVER, Panel Door
28	5012 734AA	1						SHAFT, A/C and Heater Door
29	5012 733AA	1						LINK, Heater and Defroster Door
30	5012 732AA	1						SHAFT, Defroster Door
31	5012 731AA	1						LEVER, A/C Vent Defrost Door
32	5012 730AA	1						LEVER, Panel Door
33	5012 729AA	1						SCREW, Tapping
34	5012 728AA	1						SERVO, Mode Door
35	5012 727AA	1						SEAL, Demister
36	5012 726AA	1						SEAL, Defroster Duct
37	5015 354AA	1						SEAL, Panel
38	5012 722AD	1						DUCT, Floor Distribution
39	5012 722AC	1						DUCT, Floor Distribution
40	5012 721AA	1						SEAL, Air Conditioning Unit

JEEP GRAND CHEROKEE (WJ)

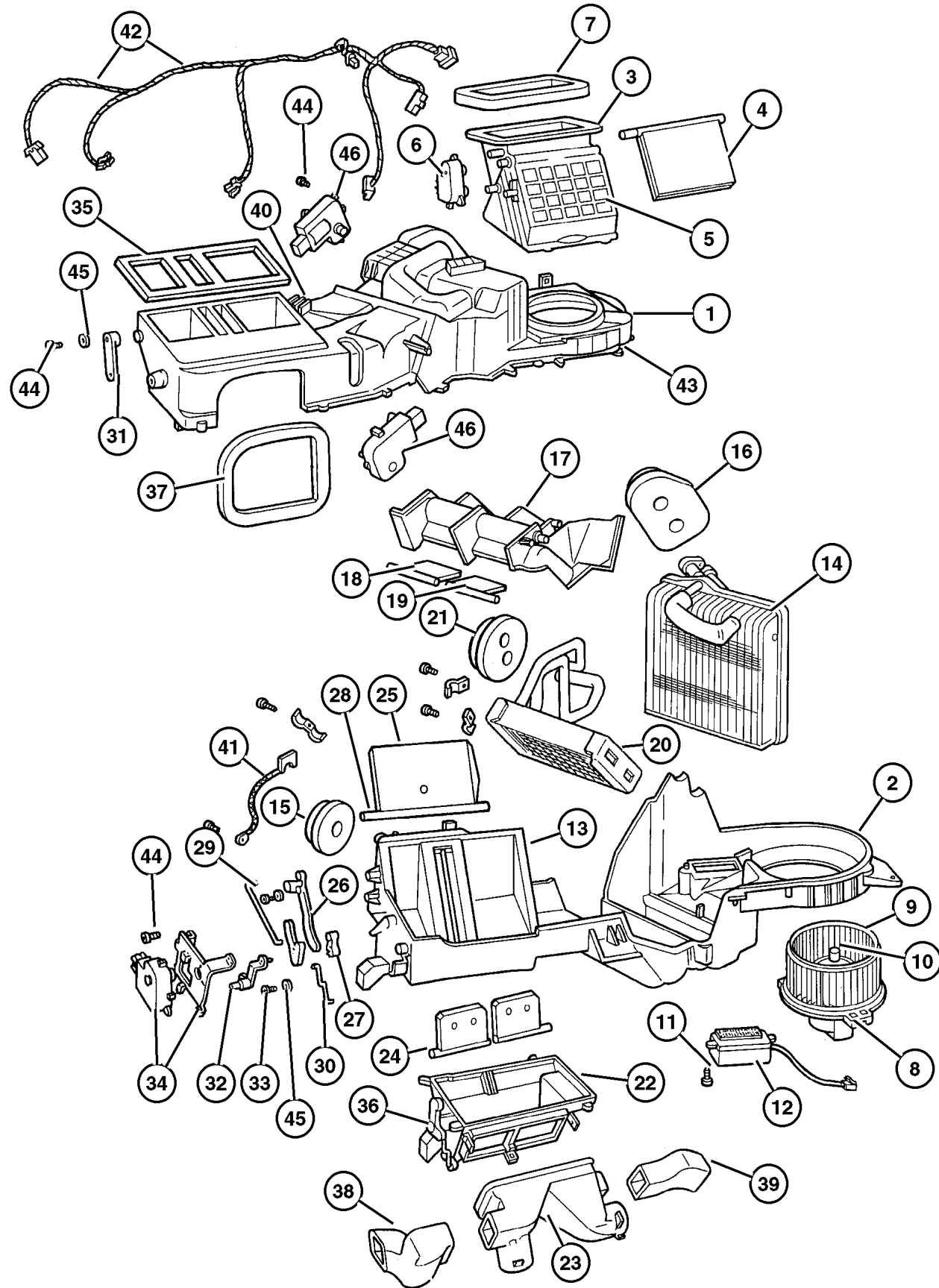
SERIES	LINE	BODY	ENGINE	TRANSMISSION
H = Laredo	J = 4WD	74 = 4 Door	ER0, ERH = 4.0L, Power Tech	DGK = 4 Speed Autm, 42RE
P = Limited	T = 2WD		EVO, EVA = 4.7L, Power Tech	DGQ = 5 Speed Automatic
				5-45RFE
				DG0 = All Automatic Transm

AR = Use as required - = Non illustrated part # = New this model year

July 17, 2002



HEVAC with Auto Temp Control, LHD
Figure 024-150



ITEM	PART NUMBER	QTY	LINE	SERIES	BODY	ENGINE	TRANS	DESCRIPTION
41	56038 591AB	1				EVO		STRAP, Ground
42	5012 719AA	1						HARNES, Air Conditioning Control
43	4720 533	1						SCREW, Heater Housing
44	4720 534	1						SCREW, Pan Head
45	5012 756AA	5						SPRING
46	5012 710AA	2						SERVO, A/C Temperature Door

JEEP GRAND CHEROKEE (WJ)

SERIES	LINE	BODY	ENGINE	TRANSMISSION
H = Laredo	J = 4WD	74 = 4 Door	ER0, ERH = 4.0L, Power Tech	DGK = 4 Speed Autm, 42RE
P = Limited	T = 2WD		EVO, EVA = 4.7L, Power Tech	DGQ = 5 Speed Automatic 5-45RFE
				DG0 = All Automatic Transm

AR = Use as required - = Non illustrated part # = New this model year

July 17, 2002

HEVAC with Manual Control, LHD
Figure 024-170

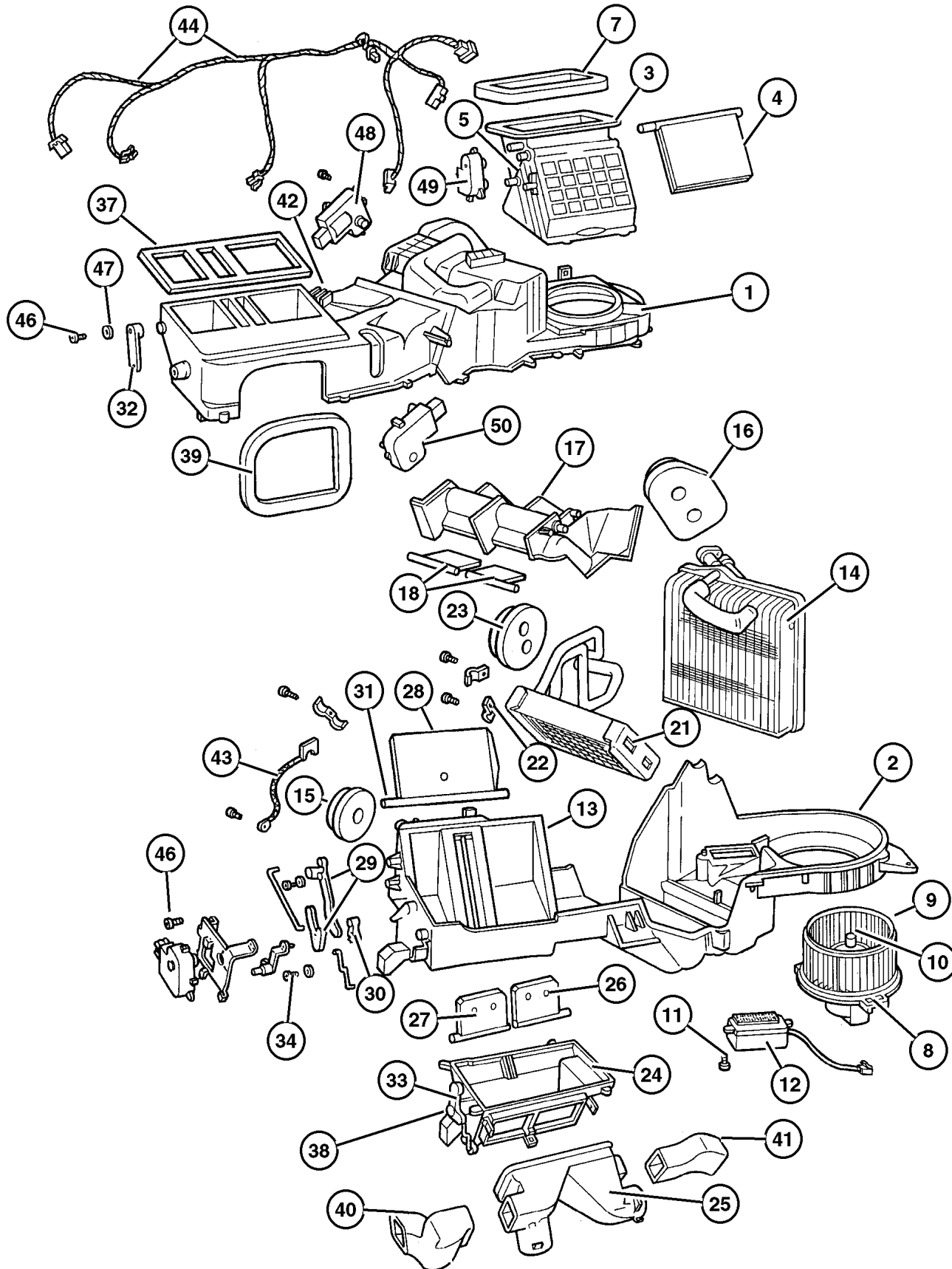
ITEM	PART NUMBER	QTY	LINE	SERIES	BODY	ENGINE	TRANS	DESCRIPTION
Note: Sales Code								
EVO = All 4.7L Gas Engines								
HAA = Air Conditioning								
1	5012 715AD	1						HOUSING, A/C Upper
2	5012 755AC	1						HOUSING, A/C Lower
3	5012 754AA	1						HOUSING, Air Recirculating
4	5012 712AA	1						DOOR, Air Inlet
5	5012 753AA	1						LEVER, A/C Recirculation Door
-6	5012 752AA	1						DIAPHRAGM, Heater and A/C Unit
7	5012 709AA	1						SEAL, Air Inlet
8	5012 708AA	1						MOTOR, Blower
9	5012 701AB	1						FAN, Blower Motor
10	2837 680	1						CLAMP, Blower Motor Wheel
11	5012 700AA	1						SCREW, Tapping
12	5014 212AA	1						RESISTOR, Blower Motor
13	5012 698AB	1						INSULATOR, Air Conditioning
14	5012 697AA	1						EVAPORATOR, Air Conditioning
15	5012 696AA	1						SEAL, Evaporator Drain
16	5014 744AA	1						SEAL, A/C Evaporator
17	5012 694AB	1						HOUSING, A/C Unit
18	5012 751AA	1						DOOR, Blend Air
-19	5012 711AA	2						LINK, Heater and Damper Control
-20	5012 750AA	1						SERVO, A/C Temperature Door
21	5012 691AC	1						CORE, Heater
22	5012 745AA	2						CLAMP, Heater
23	5012 744AA	1						SEAL, Heater Tubes
24	5012 762AA	1						HOUSING, A/C Unit
25	5012 742AA	1						COVER, Heater
26	5012 741AA	1						DOOR, Panel
27	5012 740AA	1						DOOR, Distribution Duct
28	5012 739AA	1						DOOR, Floor Defroster Duct
29	5012 738AA	1						LEVER, Panel Door
30	5012 735AA	1						LEVER, Panel Door
31	5012 734AA	1						SHAFT, A/C and Heater Door
32	5012 731AA	1						LEVER, A/C Vent Defrost Door
33	5012 761AA	1						LEVER, Panel Door
34	5012 729AA	1						SCREW, Tapping
-35	5012 760AA	1						DIAPHRAGM, Heater and A/C Unit
-36	5012 759AA	1						DIAPHRAGM, Heater and A/C Unit
37	5012 727AA	1						SEAL, Demister
38	5012 726AA	1						SEAL, Defroster Duct
39	5015 355AA	1						SEAL, Panel
40	5012 722AD	1						DUCT, Floor Distribution
41	5012 722AD	1						DUCT, Floor Distribution

JEEP GRAND CHEROKEE (WJ)

SERIES	LINE	BODY	ENGINE	TRANSMISSION
H = Laredo	J = 4WD	74 = 4 Door	ER0, ERH = 4.0L, Power Tech	DGK = 4 Speed Autm, 42RE
P = Limited	T = 2WD		EVO, EVA = 4.7L, Power Tech	DGQ = 5 Speed Automatic
				5-45RFE
				DG0 = All Automatic Transm

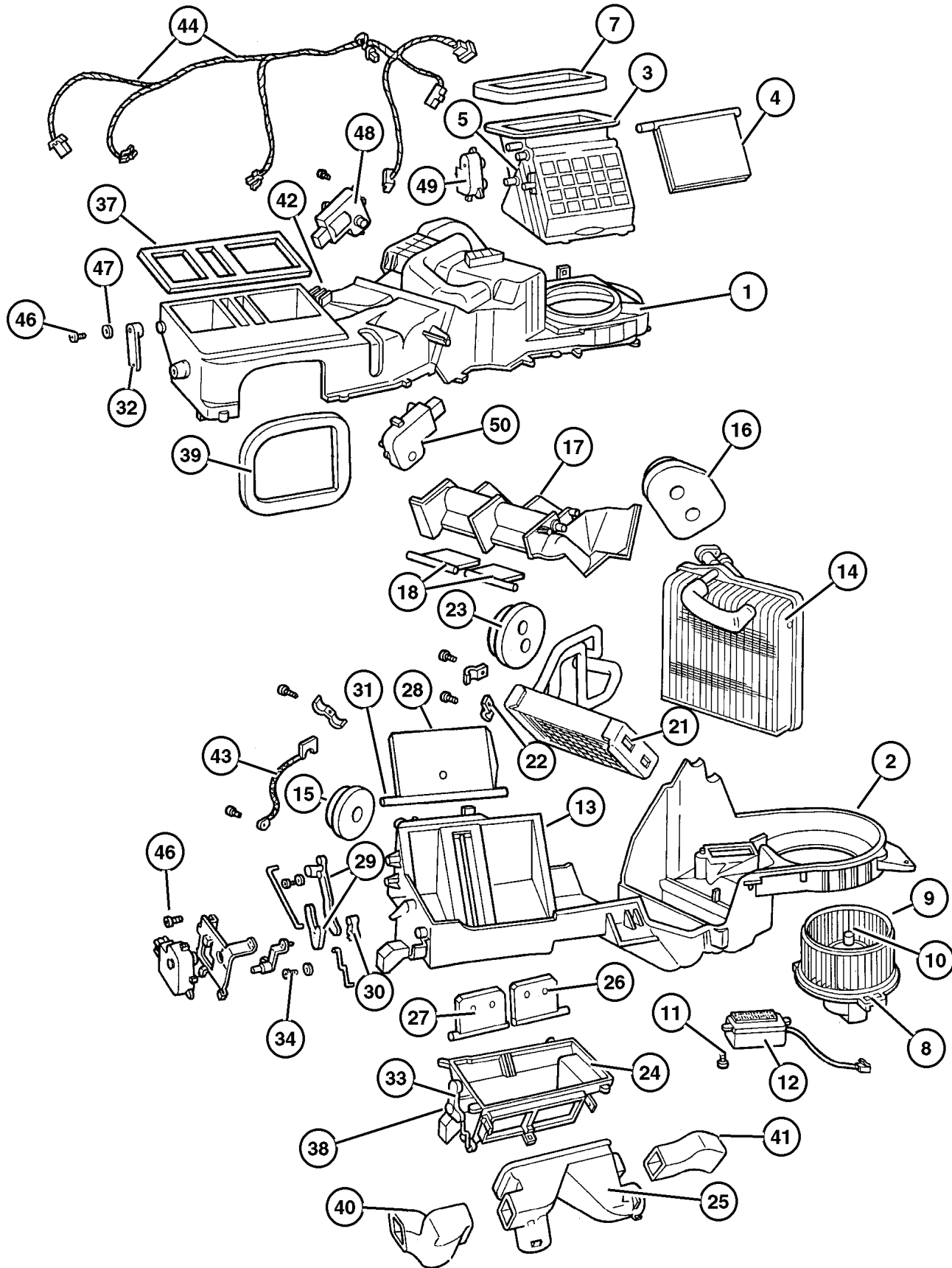
AR = Use as required - = Non illustrated part # = New this model year

July 17, 2002



HEVAC with Manual Control, LHD
Figure 024-170

ITEM	PART NUMBER	QTY	LINE	SERIES	BODY	ENGINE	TRANS	DESCRIPTION
42	5012 721AA	1						SEAL, Air Conditioning Unit
43	56038 591AB	1				EVO		STRAP, Ground
44	5012 758AA	1						HARNESSE, Air Conditioning Control
-45	5012 757AB	1						TUBE, Vacuum
46	4720 533	26						SCREW, Heater Housing
47	4720 534	6						SCREW, Pan Head
48	5012 756AA	5						SPRING
49	5012 750AA	1						SERVO, A/C Temperature Door
50	5012 750AA	1						SERVO, A/C Temperature Door



JEEP GRAND CHEROKEE (WJ)

SERIES	LINE	BODY	ENGINE	TRANSMISSION
H = Laredo	J = 4WD	74 = 4 Door	ER0, ERH = 4.0L, Power Tech	DGK = 4 Speed Autm, 42RE
P = Limited	T = 2WD		EVO, EVA = 4.7L, Power Tech	DGQ = 5 Speed Automatic 5-45RFE
				DG0 = All Automatic Transm

AR = Use as required - = Non illustrated part # = New this model year

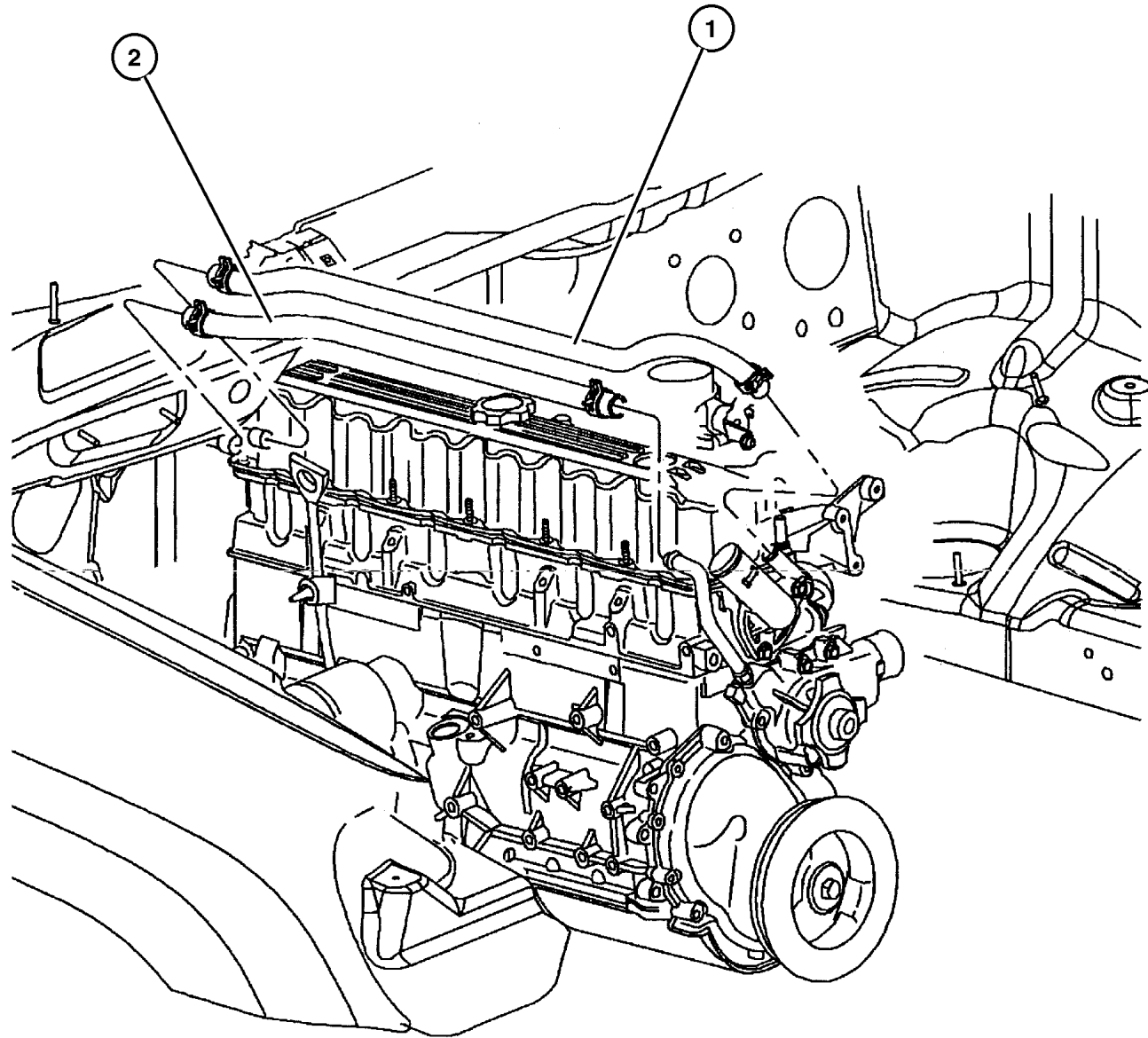
July 17, 2002

Hoses, Heater 4.0L Engine
Figure 024-240

ITEM	PART NUMBER	QTY	LINE	SERIES	BODY	ENGINE	TRANS	DESCRIPTION
------	-------------	-----	------	--------	------	--------	-------	-------------

Note: Sales Code ER0 = 4.0 L Engine

1	5511 5890	1				ER0		HOSE, Heater Supply
2	5511 5897	1				ER0		HOSE, Heater Return



JEEP GRAND CHEROKEE (WJ)

SERIES	LINE	BODY	ENGINE	TRANSMISSION
H = Laredo	J = 4WD	74 = 4 Door	ER0, ERH = 4.0L, Power Tech	DGK = 4 Speed Autm, 42RE
P = Limited	T = 2WD		EV0, EVA = 4.7L, Power Tech	DGQ = 5 Speed Automatic 5-45RFE
				DG0 = All Automatic Transm

AR = Use as required - = Non illustrated part # = New this model year


July 17, 2002

Hoses, Heater 4.7L Engine
Figure 024-245

ITEM	PART NUMBER	QTY	LINE	SERIES	BODY	ENGINE	TRANS	DESCRIPTION
------	-------------	-----	------	--------	------	--------	-------	-------------

Note: Sales Code EVO = 4.7 L Engine

1	55115 895AB	1				EVO		TUBE AND HOSE, Supply
2	55115 896AB	1				EVO		TUBE AND HOSE, Return
3	55055 925AB	1				EVO		CLIP, Heater Hose



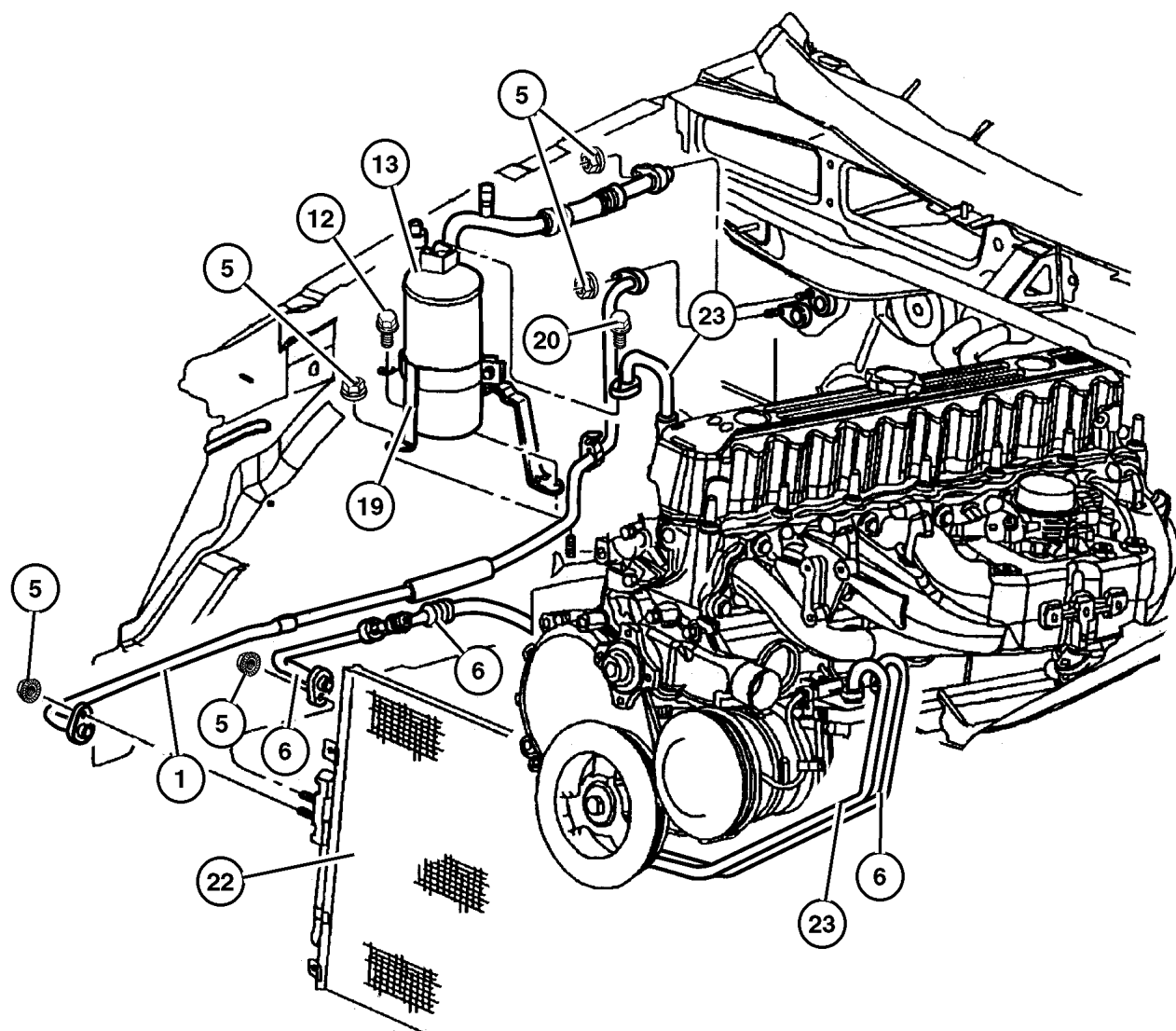
JEEP GRAND CHEROKEE (WJ)

SERIES	LINE	BODY	ENGINE	TRANSMISSION
H = Laredo	J = 4WD	74 = 4 Door	ER0, ERH = 4.0L, Power Tech	DGK = 4 Speed Autm, 42RE
P = Limited	T = 2WD		EVO, EVA = 4.7L, Power Tech	DGQ = 5 Speed Automatic 5-45RFE
				DG0 = All Automatic Transm

AR = Use as required - = Non illustrated part # = New this model year

July 17, 2002

Accumulator, Condenser and Lines 4.0L Engines Figure 024-250



ITEM	PART NUMBER	QTY	LINE	SERIES	BODY	ENGINE	TRANS	DESCRIPTION
Note: Sales Code ER0 = All 4.0L Engines								
Note: Sales Code EVO = All 4.7L Gas Engines								
Note: Sales Code EX0 = All 3.1L Engines								
1	55115 914AC	1				ER0, EVO		LINE, A/C Liquid
-2	4796 565	2				ER0		O RING, A/C Discharge Line
-3	5012 980AA	1				ER0, EVO		O RING, A/C Liquid Line
-4	55116 339AA	1				ER0, EVO		RETAINER, A/C Supply Line
5	6101 445	1						NUT AND WASHER, Hex Nut-Coned Washer, M8 x 1.25
6	55116 162AB	1				ER0		LINE, A/C Discharge
-7	4796 565	2				ER0		O RING, A/C Discharge Line
-8	5012 980AA	1				ER0, EVO		O RING, A/C Liquid Line
-9	5011 346AA	1				ER0		VALVE CORE, Service Port
-10	5012 988AA	1				ER0		BRACKET, A/C Line
-11	4897 617AA	1				ER0		SWITCH, A/C High Pressure Cut Off
12	6502 064	6						SCREW, Tapping, M6x1x20
13	55115 910AC	1				ER0		ACCUMULATOR, Suction Line
-14	5012 979AA	1				ER0		O RING, A/C Suction Line
-15	4728 705	1				ER0		O RING, Low Pressure Cutout Switc
-16	4897 613AA	1				ER0		SWITCH, A/C Cycling
-17	5011 346AA	1				ER0		VALVE CORE, Service Port
-18	5015 568AA	1				ER0		CAP, A/C Charge Valve
19	5012 986AA	1				ER0		BRACKET, Accumulator
20	6501 648	1				ER0		SCREW, Hex Flange Head, M8x1.25x25.00
-21	55116 446AA	1						LABEL, Refrigerant
22	55115 918AB	1				ER0		CONDENSER, Air Conditioning
23	55116 501AB	1				ER0		LINE, A/C Suction
-24	5012 979AA	1				ER0		O RING, A/C Suction Line
-25	5012 981AA	1				ER0		O RING, A/C Suction Line
-26	4805 378AB	1						CLIP, Tube

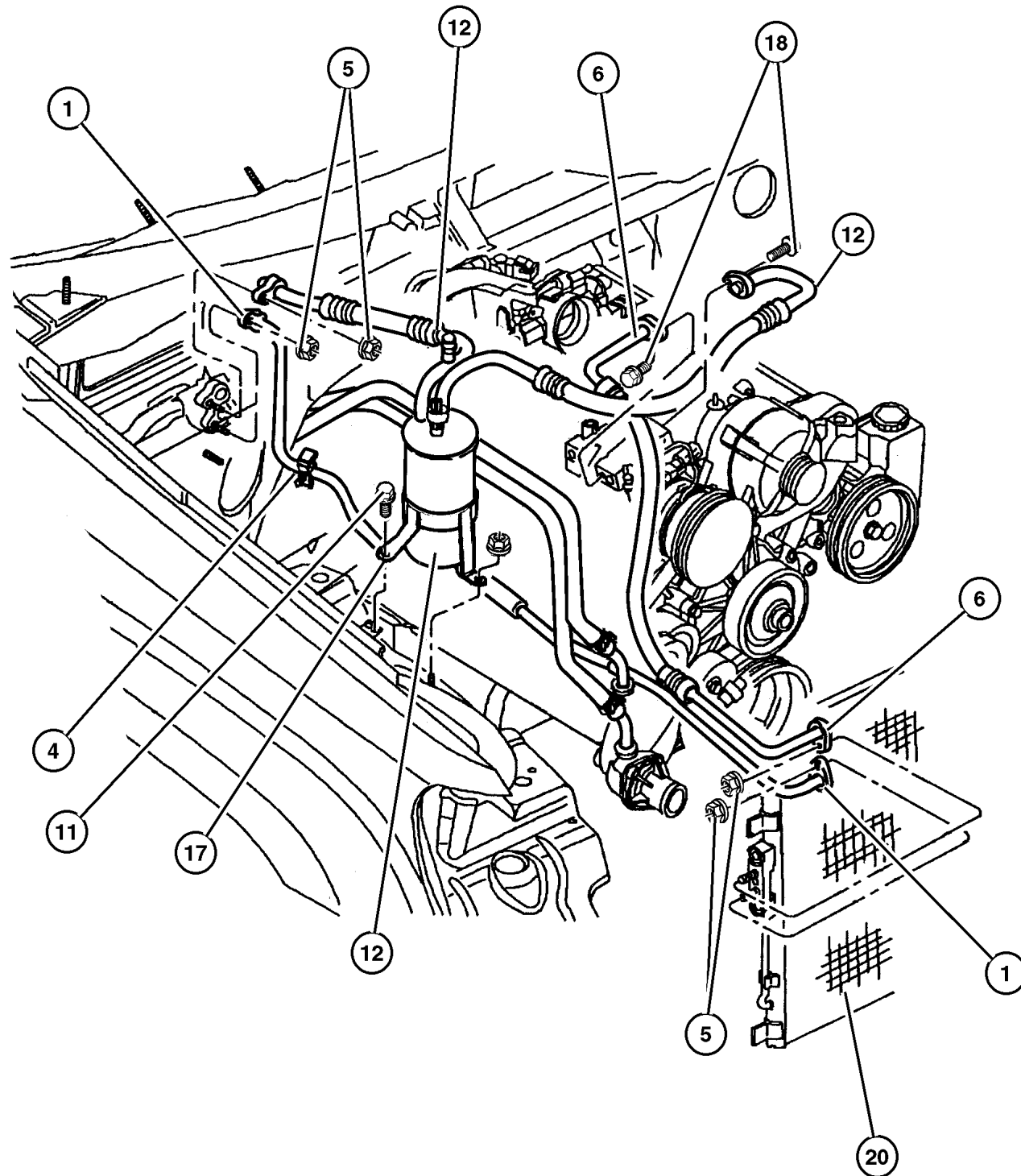
JEEP GRAND CHEROKEE (WJ)

SERIES	LINE	BODY	ENGINE	TRANSMISSION
H = Laredo	J = 4WD	74 = 4 Door	ER0, ERH = 4.0L, Power Tech	DGK = 4 Speed Autm, 42RE
P = Limited	T = 2WD		EVO, EVA = 4.7L, Power Tech	DGQ = 5 Speed Automatic 5-45RFE
				DG0 = All Automatic Transm

AR = Use as required - = Non illustrated part # = New this model year

July 17, 2002

Accumulator, Condenser and Lines 4.7L Engine Figure 024-255



ITEM	PART NUMBER	QTY	LINE	SERIES	BODY	ENGINE	TRANS	DESCRIPTION
Note: Sales Code ER0 = All 4.0L Engines								
Note: Sales Code EVO = All 4.7L Gas Engines								
1	55115 914AC	1				ER0, EVO		LINE, A/C Liquid
-2	4796 565	2				EVO		O RING, A/C Discharge Line
-3	5012 980AA	1				ER0, EVO		O RING, A/C Liquid Line
4	55116 339AA	1				ER0, EVO		RETAINER, A/C Supply Line
5	6101 445	1				ER0, EVO		NUT AND WASHER, Hex Nut-Coned Washer, M8 x 1.25
6	#55116 567AA	1				EVO		LINE, A/C Discharge
-7	4796 565	2				EVO		O RING, A/C Discharge Line
-8	5012 980AA	1				ER0, EVO		O RING, A/C Liquid Line
-9	5011 346AA	1				EVO		VALVE CORE, Service Port
-10	4897 617AA	1				ER0		SWITCH, A/C High Pressure Cut Off
11	6502 064	6						SCREW, Tapping, M6x1x20
12	55115 911AD	1				EVO		ACCUMULATOR, Suction and Discharge Line
-13	5012 979AA	1				EVO		O RING, A/C Suction Line
-14	4728 705	1				EVO		O RING, Low Pressure Cutout Switch
-15	4897 613AA	1				EVO		SWITCH, A/C Cycling
-16	5011 346AA	1				EVO		VALVE CORE, Service Port
17	5012 986AA	1				EVO		BRACKET, Accumulator
18	6501 648	1				ER0		SCREW, Hex Flange Head, M8x1.25x25.00
-19	55116 446AA	1						LABEL, Refrigerant
20	55115 918AB	1				EVO		CONDENSER, Air Conditioning

JEEP GRAND CHEROKEE (WJ)

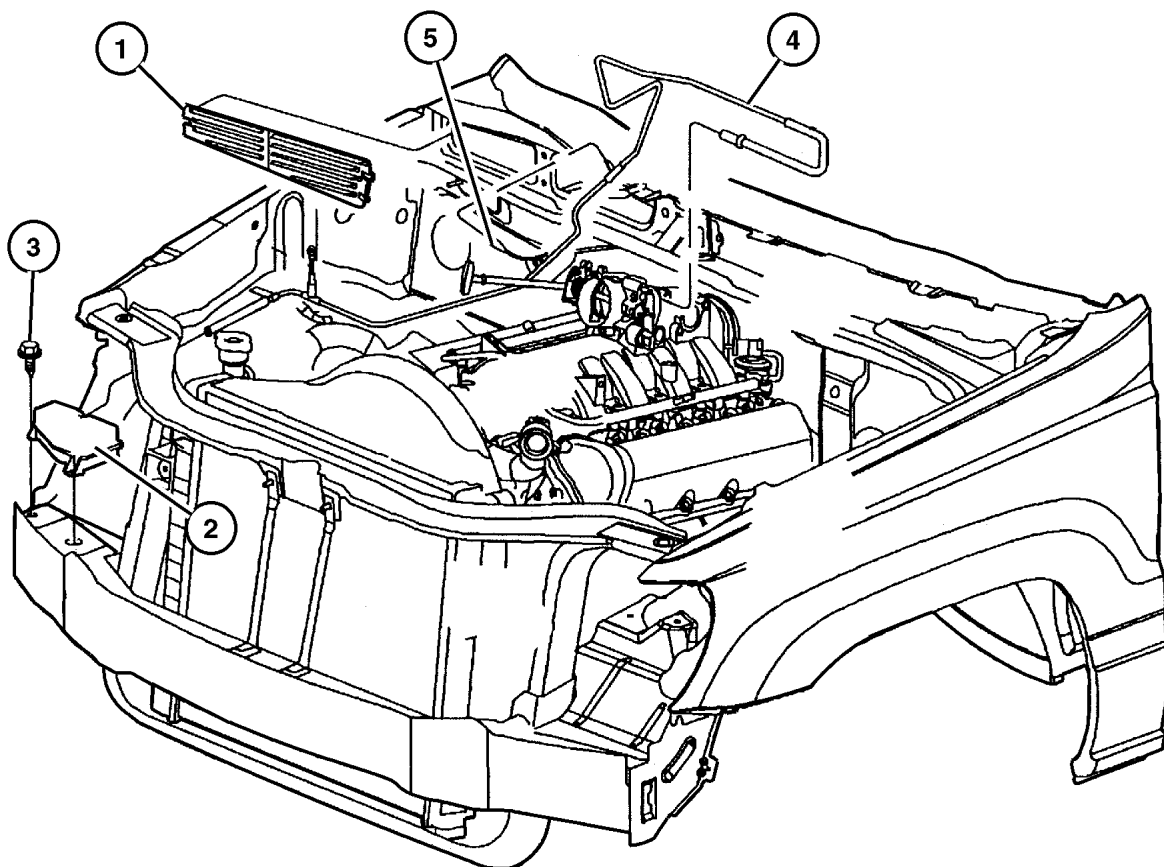
SERIES	LINE	BODY	ENGINE	TRANSMISSION
H = Laredo	J = 4WD	74 = 4 Door	ER0, ERH = 4.0L, Power Tech	DGK = 4 Speed Autm, 42RE
P = Limited	T = 2WD		EVO, EVA = 4.7L, Power Tech	DGQ = 5 Speed Automatic 5-45RFE
				DG0 = All Automatic Transm

AR = Use as required - = Non illustrated part # = New this model year

July 17, 2002

Hevac Vacuum Engine Lines and Controls
Figure 024-260

ITEM	PART NUMBER	QTY	LINE	SERIES	BODY	ENGINE	TRANS	DESCRIPTION
Note: Sales Code ER0 = 4.0 L Engine								
Note: Sales Code EX0 = 3.1 L Engine								
Note: Sales Code EV0 = 4.7 L Engine								
1	5511 5885	1						BAFFLE, Air
2	5511 5899	1				ER0, EV0		RESERVOIR, Vacuum
3								SCREW, Hex Flange Head Tapping, M4.8 x 1.59 x 14.00, (NOT SERVICED) (Not Serviced)
4	55115 900AC	1				EV0		VACUUM HARNESS, Heater and A/C
	55115 901AC	1				ER0		
5	3580 172	1						CAP, Vacuum



JEEP GRAND CHEROKEE (WJ)

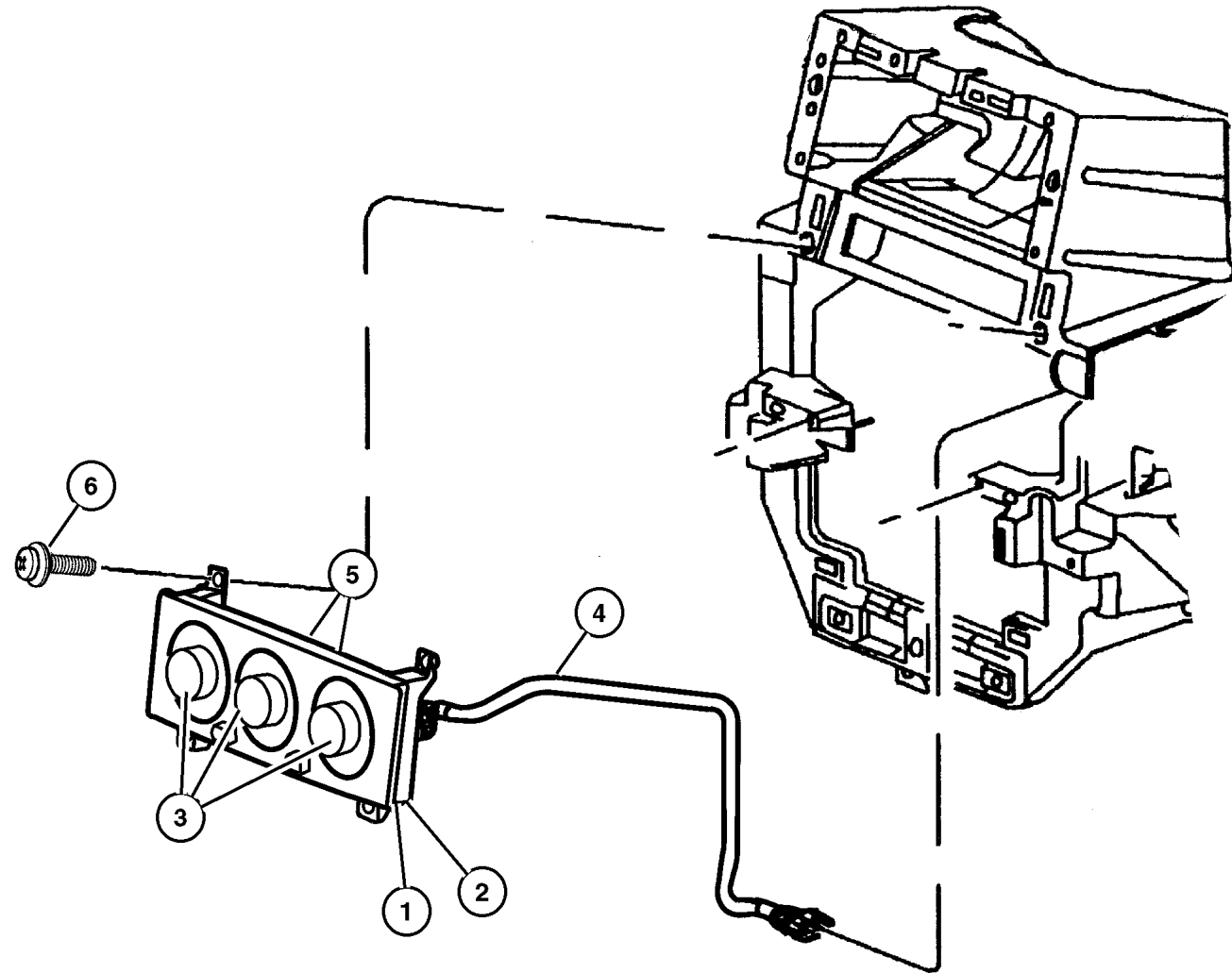
SERIES	LINE	BODY	ENGINE	TRANSMISSION
H = Laredo	J = 4WD	74 = 4 Door	ER0, ERH = 4.0L, Power Tech	DGK = 4 Speed Autm, 42RE
P = Limited	T = 2WD		EV0, EVA = 4.7L, Power Tech	DGQ = 5 Speed Automatic 5-45RFE
				DG0 = All Automatic Transm

AR = Use as required - = Non illustrated part # = New this model year

July 17, 2002

**Control, Heater and Air Conditioner
Figure 024-330**

ITEM	PART NUMBER	QTY	LINE	SERIES	BODY	ENGINE	TRANS	DESCRIPTION
Note: Sales Code HAA = Air Conditioning								
Note: Sales Code HAF = Auto Temp Control								
1	5511 5904	1						CONTROL, A/C And Heater
2	5511 5903	1						CONTROL, Auto Temp Control
3	5012 976AA	2						KNOB, ATC Control
4	5012 977AA	1						HARNES, A/C And Heater Vacuum
5	5013 124AA	2						BULB, Heater and A/C Control
6								SCREW, Tapping, (NOT SERVICED) (Not Serviced)



JEEP GRAND CHEROKEE (WJ)				
SERIES	LINE	BODY	ENGINE	TRANSMISSION
H = Laredo	J = 4WD	74 = 4 Door	ER0, ERH = 4.0L, Power Tech	DGK = 4 Speed Autm, 42RE
P = Limited	T = 2WD		EV0, EVA = 4.7L, Power Tech	DGQ = 5 Speed Automatic 5-45RFE
				DG0 = All Automatic Transm

AR = Use as required - = Non illustrated part # = New this model year

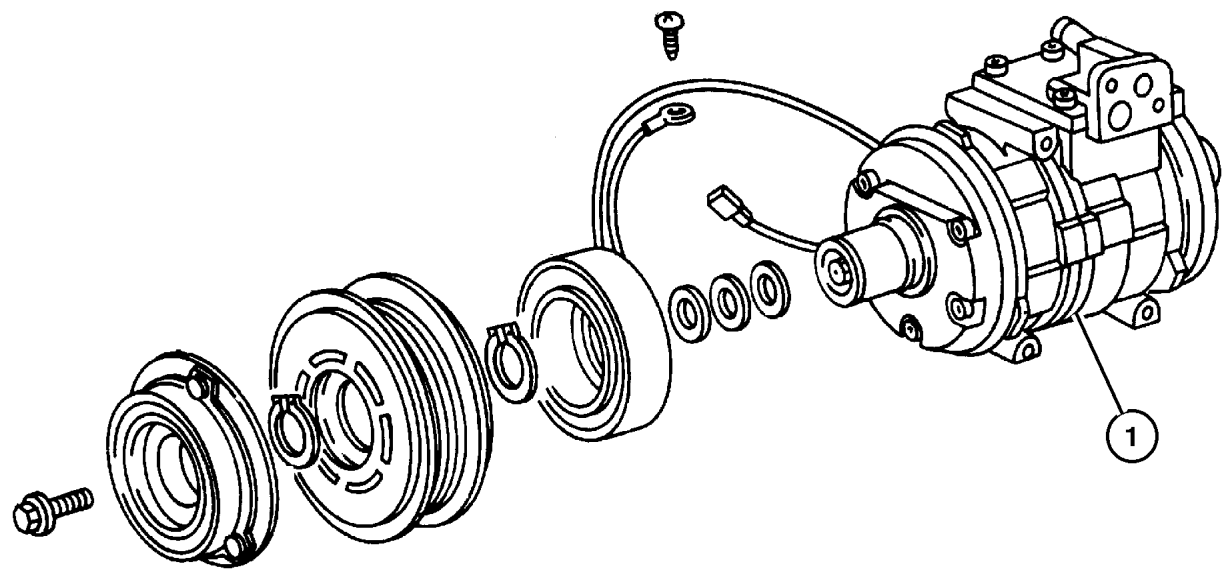
July 17, 2002

**Compressor, Air Conditioning 4.0L Engine
Figure 024-410**

ITEM	PART NUMBER	QTY	LINE	SERIES	BODY	ENGINE	TRANS	DESCRIPTION
------	-------------	-----	------	--------	------	--------	-------	-------------

Note: Sales Code ER0 = 4.0 L Engine

1	55117 244AA	1				ER0		COMPRESSOR, Air Conditioning
-2	5014 413AA	1				ER0		MANIFOLD KIT, A/C Compressor
-3	4728 854	1						SEAL, Manifold To Compressor
-4	55116 423AA	1				ER0		BOLT, A/C Line Mounting
-5	5264 457	1						BOLT KIT, A/C Compressor Manifold
-6	5003 681AA	1				ER0		COIL, Air Conditioning Clutch
-7	5016 376AA	1				ER0		PULLEY, A/C Compressor
-8	5264 454	1				ER0		SNAP RING KIT, A/C Clutch
-9	8230 0102	1						LUBRICANT, Oil, 75w90



JEEP GRAND CHEROKEE (WJ)

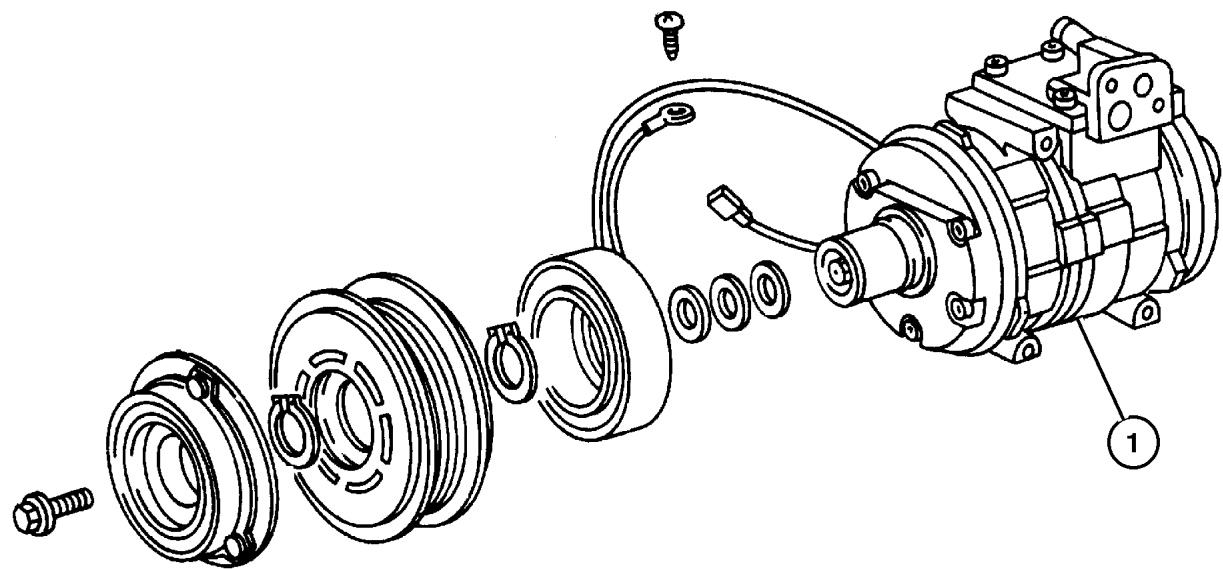
SERIES	LINE	BODY	ENGINE	TRANSMISSION
H = Laredo	J = 4WD	74 = 4 Door	ER0, ERH = 4.0L, Power Tech	DGK = 4 Speed Autm, 42RE
P = Limited	T = 2WD		EV0, EVA = 4.7L, Power Tech	DGQ = 5 Speed Automatic 5-45RFE
				DG0 = All Automatic Transm

AR = Use as required - = Non illustrated part # = New this model year

July 17, 2002

**Compressor, Air Conditioning 4.7L Engine
Figure 024-420**

ITEM	PART NUMBER	QTY	LINE	SERIES	BODY	ENGINE	TRANS	DESCRIPTION
Note: Sales Code EVO = 4.7 L Engine								
1	55116 906AA	1				EVO		COMPRESSOR, Air Conditioning
-2	5014 414AA	1				EVO		MANIFOLD KIT, A/C Compressor
-3	4728 854	1				EVO		SEAL, Manifold To Compressor
-4	5014 416AA	1				EVO		CLUTCH, A/C Compressor
-5	55116 423AA	1				EVO		BOLT, A/C Line Mounting
-6	5264 457	1				EVO		BOLT KIT, A/C Compressor Manifold
-7	5003 681AA	1				EVO		COIL, Air Conditioning Clutch
-8	5016 376AA	1				EVO		PULLEY, A/C Compressor
-9	5264 454	1				EVO		SNAP RING KIT, A/C Clutch
-10	8230 0102	1				EVO		LUBRICANT, Oil, 75w90



JEEP GRAND CHEROKEE (WJ)

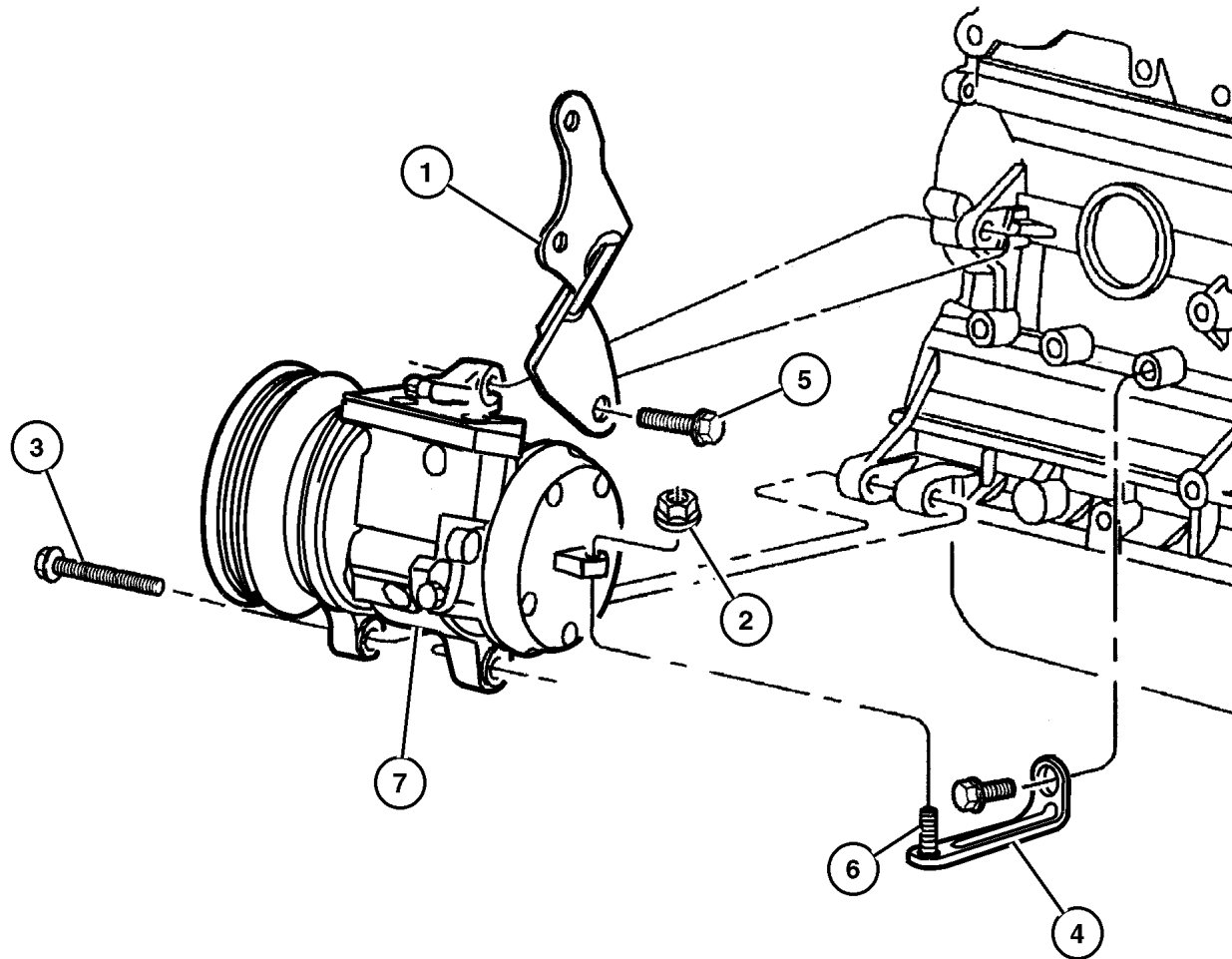
SERIES	LINE	BODY	ENGINE	TRANSMISSION
H = Laredo	J = 4WD	74 = 4 Door	ER0, ERH = 4.0L, Power Tech	DGK = 4 Speed Autm, 42RE
P = Limited	T = 2WD		EVO, EVA = 4.7L, Power Tech	DGQ = 5 Speed Automatic 5-45RFE
				DG0 = All Automatic Transm

AR = Use as required - = Non illustrated part # = New this model year

July 17, 2002

**Compressor, Mounting 4.0L Engine
Figure 024-510**

ITEM	PART NUMBER	QTY	LINE	SERIES	BODY	ENGINE	TRANS	DESCRIPTION
Note: Sales Code ER0 = All 4.0L Engines								
Note: Sales Code EV0 = All 4.7L Gas Engines								
1	4854 157	1				ER0		BRACE, Power Steering Pump
2	6101 695	4						NUT, Hex Flange Lock, M8x1.25
3	6504 344	1				ER0		SCREW AND WASHER, Hex Head
4	53013 053AA	1				ER0		BRACE, A/C Compressor
5	6101 985	5				EV0		SCREW AND WASHER, M10x1.50x45.00
6								SCREW AND WASHER, Hex Head, (NOT SERVICED) (Not Serviced)
7	55117 244AA	1				ER0		COMPRESSOR, Air Conditioning

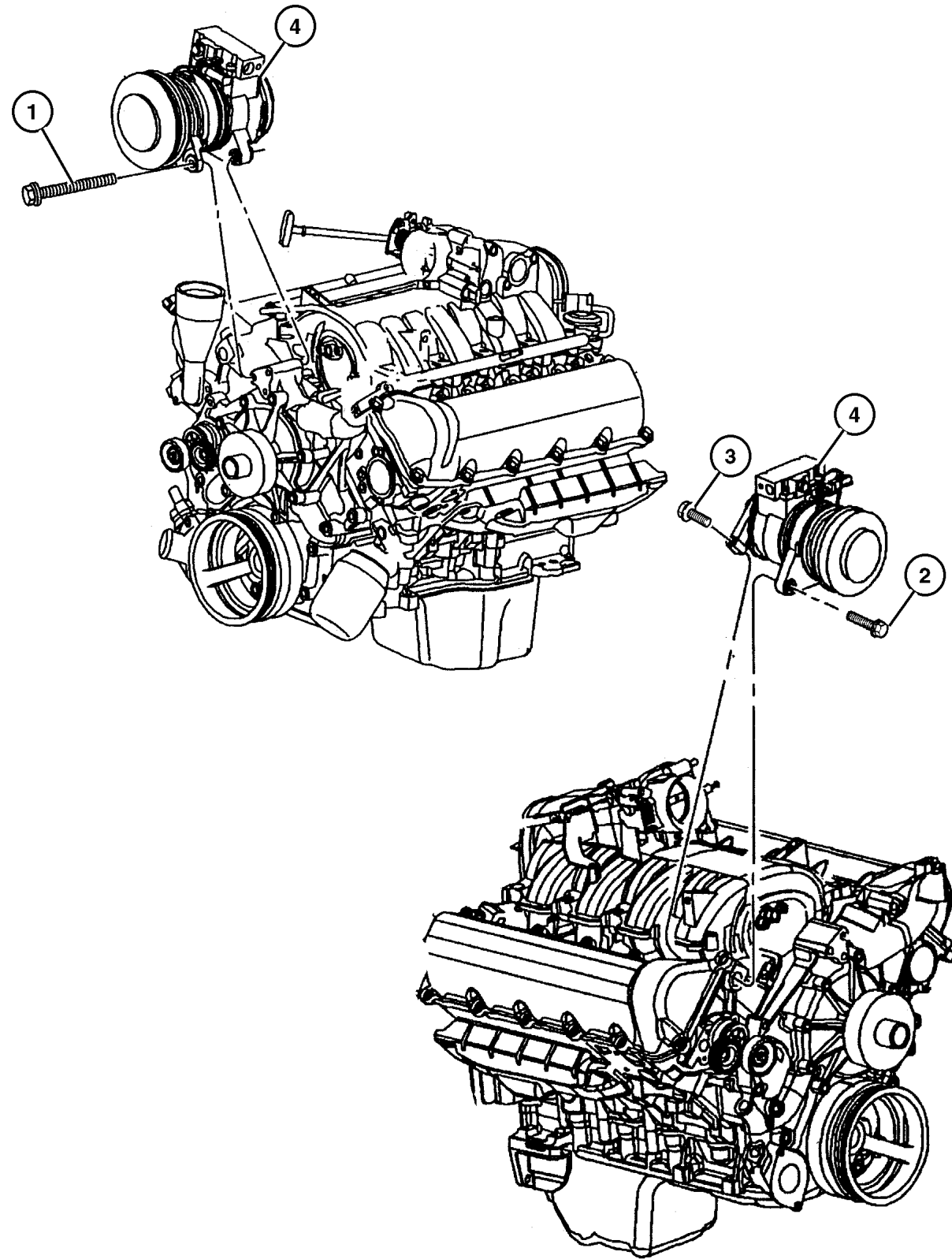


JEEP GRAND CHEROKEE (WJ)				
SERIES	LINE	BODY	ENGINE	TRANSMISSION
H = Laredo	J = 4WD	74 = 4 Door	ER0, ERH = 4.0L, Power Tech	DGK = 4 Speed Autm, 42RE
P = Limited	T = 2WD		EV0, EVA = 4.7L, Power Tech	DGQ = 5 Speed Automatic 5-45RFE
				DG0 = All Automatic Transm

AR = Use as required - = Non illustrated part # = New this model year

July 17, 2002

**Compressor, Mounting 4.7L Engine
Figure 024-520**



ITEM	PART NUMBER	QTY	LINE	SERIES	BODY	ENGINE	TRANS	DESCRIPTION
Note: Sales Code EVO = 4.7 L Engine								
1	6504 344	1				EVO		SCREW AND WASHER, Hex Head
2	6101 985	5				EVO		SCREW AND WASHER, M10x1.50x45.00
3	6102 047AA	6				EVO		SCREW, Hex Head, M8x1.25x50
4	55116 906AA	1				EVO		COMPRESSOR, Air Conditioning

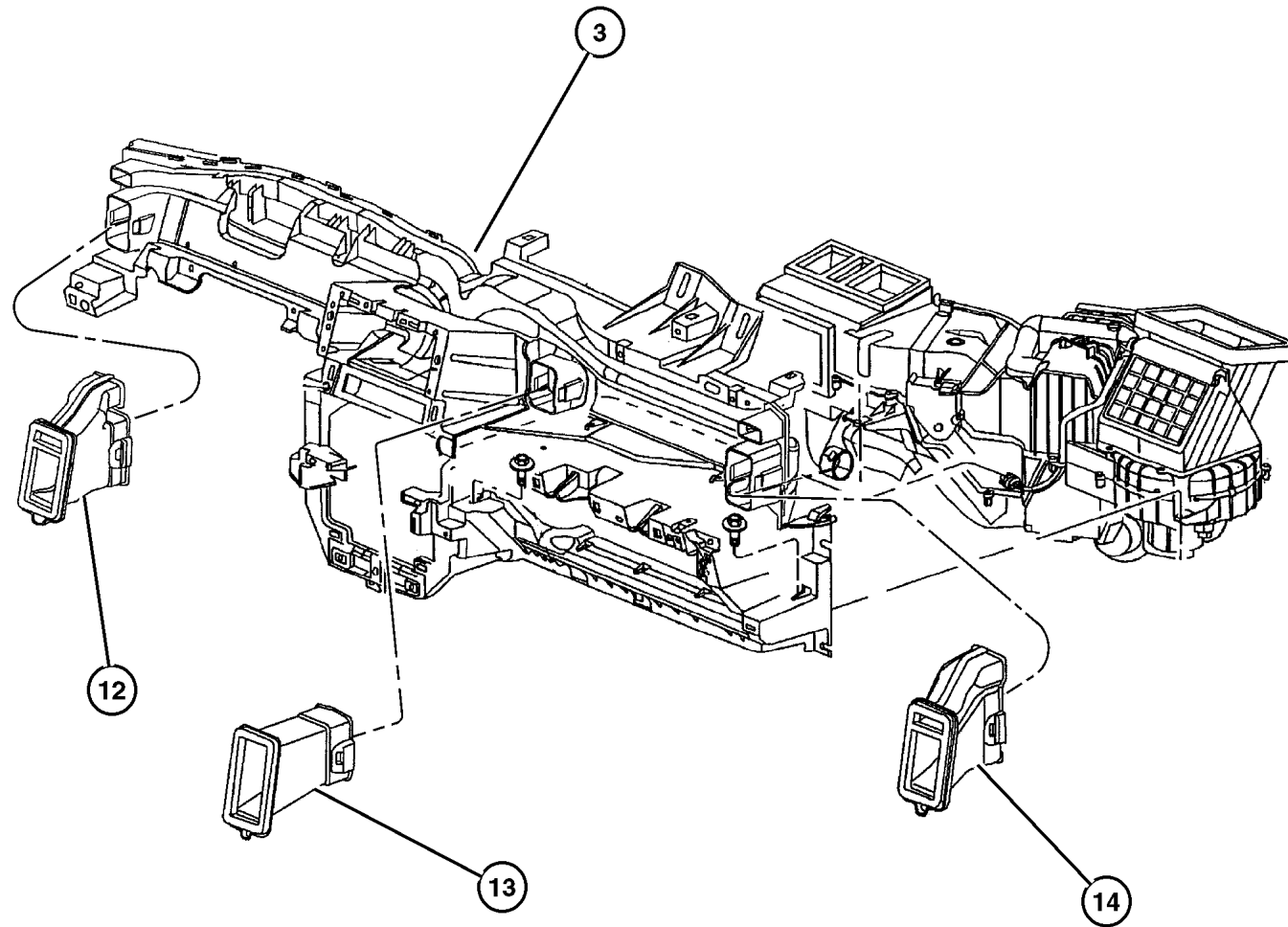
JEEP GRAND CHEROKEE (WJ)

SERIES	LINE	BODY	ENGINE	TRANSMISSION
H = Laredo	J = 4WD	74 = 4 Door	ER0, ERH = 4.0L, Power Tech	DGK = 4 Speed Autm, 42RE
P = Limited	T = 2WD		EVO, EVA = 4.7L, Power Tech	DGQ = 5 Speed Automatic 5-45RFE
				DG0 = All Automatic Transm

AR = Use as required - = Non illustrated part # = New this model year

July 17, 2002

Air Ducts and Outlets Figure 024-610



ITEM	PART NUMBER	QTY	LINE	SERIES	BODY	ENGINE	TRANS	DESCRIPTION
-1	55116 032AC	1						BRACKET, Instrument Panel, Steering Column Support
-2	6102 141AA	5						SCREW, M6x1x25
3	55116 407AC	1						DUCT, Instrument Panel, Structural
-4	6034 319	2						CLIP, .453Wx.528LGx.017THK
-5	6034 833	12						CLIP, Push, .164-7.5
-6	55116 373AB	1						BRACKET, Instrument Panel, C/Channel Cover
-7	6101 946	8						SCREW, Tapping
-8	55116 390AB	1						BRACKET, Instrument Panel, Courtesy Lamp
-9	5511 6041	1						BRACKET, Instrument Panel, Center to Floor
-10								SCREW, Self Tapping, M6x1x15, (NOT SERVICED) (Not Serviced)
-11	5511 6014	1						DUCT, Defroster
12	55116 287AB	1						DUCT, Instrument Panel, Extension,Left
13	55116 285AA	1						DUCT, Instrument Panel
14	55116 286AB	1						DUCT, Instrument Panel, Extension,Right

JEEP GRAND CHEROKEE (WJ)

SERIES	LINE	BODY	ENGINE	TRANSMISSION
H = Laredo	J = 4WD	74 = 4 Door	ER0, ERH = 4.0L, Power Tech	DGK = 4 Speed Autm, 42RE
P = Limited	T = 2WD		EV0, EVA = 4.7L, Power Tech	DGQ = 5 Speed Automatic 5-45RFE
				DG0 = All Automatic Transm

AR = Use as required - = Non illustrated part # = New this model year

July 17, 2002

Group – 025

Emission Systems

GROUP 25 - Emission Systems

Illustration Title

Group-Fig. No.

Emission Labels

Emission Labels, 4.0 (ERH), 4.7 (EVA) Fig. 025-110

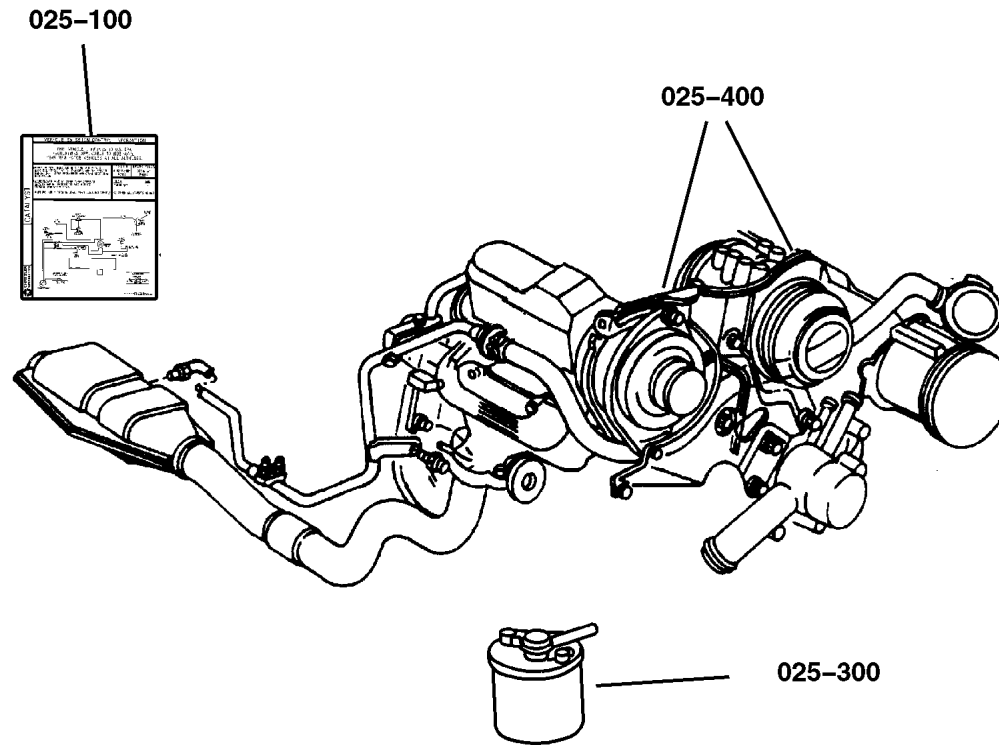
Vacuum Canister

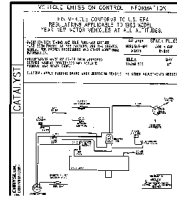
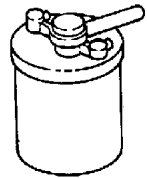
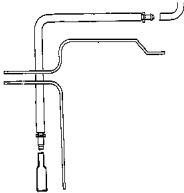
Vacuum Canister, 4.0 (ERH), 4.7 (EVA) Fig. 025-310

Emission Harness

Emission Control Vacuum Harness, 4.0 (ERH), 4.7 (EVA) Fig. 025-410

Leak Detection Pump, 4.0 (ERH), 4.7 (EVA) Fig. 025-430



<p>025-100 Emission Labels</p> 	<p>025-300 Vacuum Canister</p> 	<p>025-400 Emission Harness</p> 	
---	---	---	--

Emission Labels, 4.0 (ERH), 4.7 (EVA)
Figure 025-110

1

VEHICLE EMISSION CONTROL INFORMATION

THIS VEHICLE CONFORMS TO U.S. EPA REGULATIONS APPLICABLE TO 1994 MODEL YEAR NEW MOTOR VEHICLES AT ALL ALTITUDES.

*BASIC IGNITION TIMING AND IDLE FUEL/AIR MIXTURE HAVE BEEN PRESET AT THE FACTORY. SEE THE SERVICE MANUAL FOR PROPER PROCEDURES AND OTHER ADDITIONAL INFORMATION. *ADJUSTMENTS MADE BY OTHER THAN APPROVED SERVICE MANUAL PROCEDURES MAY VIOLATE FEDERAL AND STATE LAWS. CAUTION: APPLY PARKING BRAKE WHEN SERVICING VEHICLE	2.2 LITER MCR2.5V5HHP7 MCRVB	SPARK PLUGS .035 in. GAP RN12YC
	IDLE * TIMING BTC	MAN 12°
NO OTHER ADJUSTMENTS NEEDED		

CATALYST

CHRYSLER CORPORATION

ITEM	PART NUMBER	QTY	LINE	SERIES	BODY	ENGINE	TRANS	DESCRIPTION
Note; Sales Codes								
[DHF] = Quadra-Trac,								
[DHP] = Selet-Trac								
[ER0] = All 4.0L Engines								
[EVO] = All 4.7L Engines								
1								LABEL, Emission
	#52109 638AA	1	T			ER0		Federal
	#52109 648AA	1	J			EVO		Canada With [DHF]
	#52109 643AA	1				ER0		California
	#52109 645AA	1	T			EVO		U.S. 50 States and Mexico
	#52109 638AA	1	J			ER0		Federal and Mexico With [DHP]
	#52109 640AA	1	J			ER0		Federal and Mexico With [DHF]
	#52109 645AA	1	J			EVO		U.S. 50 States and Mexico With [DHP]
	#52109 647AA	1	J			EVO		U.S. 50 States and Mexico With [DHF]
	#52109 639AA	1	J			ER0		Canada With [DHP]
	#52109 641AA	1	J			ER0		Canada With [DHF]
	#52109 646AA	1	J			EVO		Canada With [DHP]

JEEP GRAND CHEROKEE (WJ)

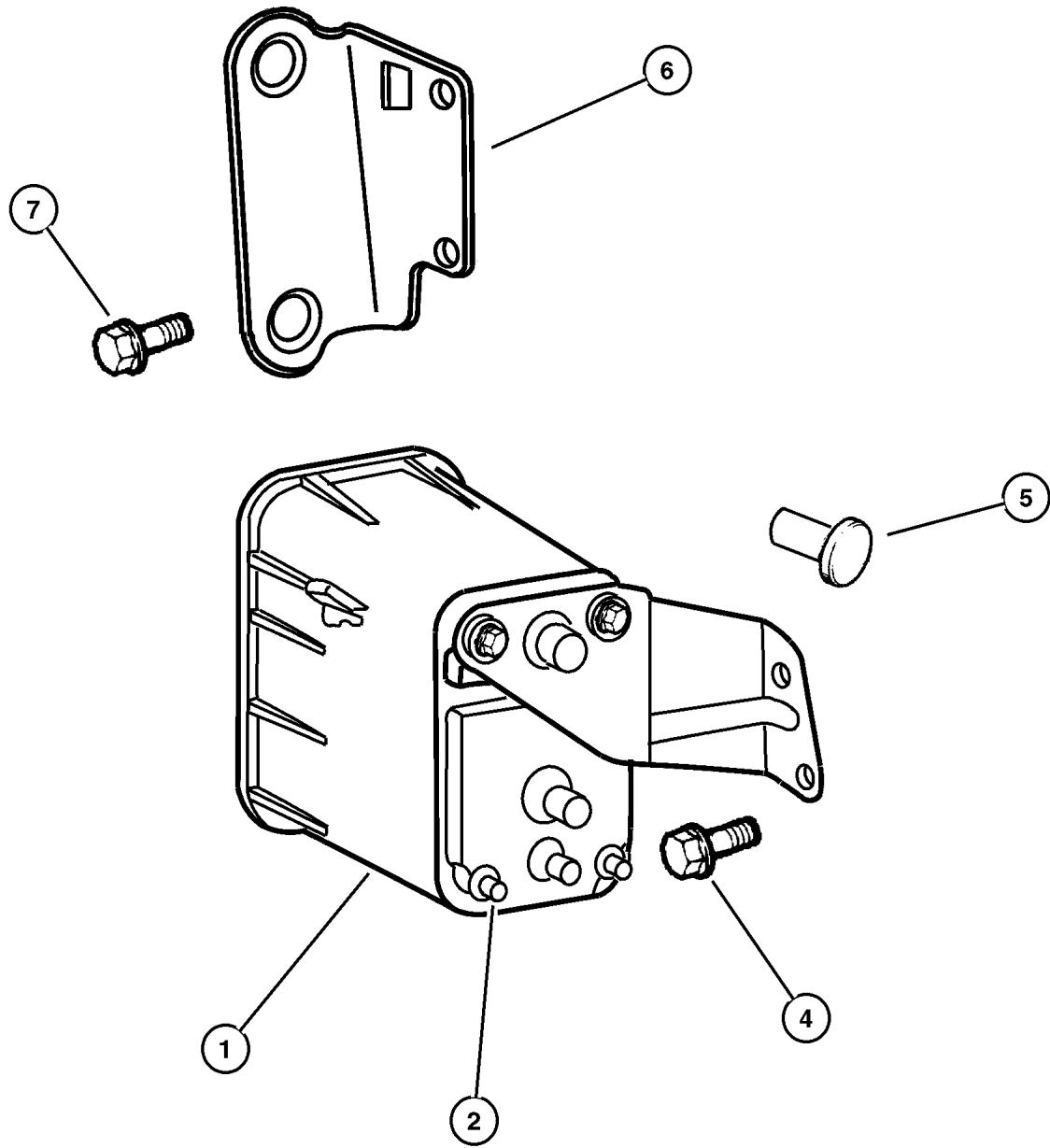
SERIES	LINE	BODY	ENGINE	TRANSMISSION
H = Laredo	J = 4WD	74 = 4 Door	ER0, ERH = 4.0L, Power Tech	DGK = 4 Speed Autm, 42RE
P = Limited	T = 2WD		EVO, EVA = 4.7L, Power Tech	DGQ = 5 Speed Automatic
				5-45RFE
				DG0 = All Automatic Transm

AR = Use as required - = Non illustrated part # = New this model year

July 17, 2002

Vacuum Canister, 4.0 (ERH), 4.7 (EVA)
Figure 025-310

ITEM	PART NUMBER	QTY	LINE	SERIES	BODY	ENGINE	TRANS	DESCRIPTION
NOTE:								
ER0 = All 4.0L Engines								
EVO = All 4.7L Engines								
1	4854 208AE	1				ER0		CANISTER, Vapor
2		1				EVO		STUD, M6X1.00X.250-14X30.00, (NOT SERVICED) (Not Serviced)
-3								NUT, M14, (NOT SERVICED) (Not Serviced)
4	6505 815AA	2				ER0, EVO		SCREW
5								CAP, Vapor Canister, (NOT SERVICED) (Not Serviced)
6	4854 159	1				ER0, EVO		BRACKET, Vapor Canister
7	6505 815AA	2				ER0, EVO		SCREW



JEEP GRAND CHEROKEE (WJ)			
SERIES	LINE	BODY	TRANSMISSION
H = Laredo	J = 4WD	74 = 4 Door	DGK = 4 Speed Autm, 42RE
P = Limited	T = 2WD		DGQ = 5 Speed Automatic 5-45RFE
			DG0 = All Automatic Transm

AR = Use as required - = Non illustrated part # = New this model year

July 17, 2002

**Emission Control Vacuum Harness, 4.0 (ERH), 4.7 (EVA)
Figure 025-410**

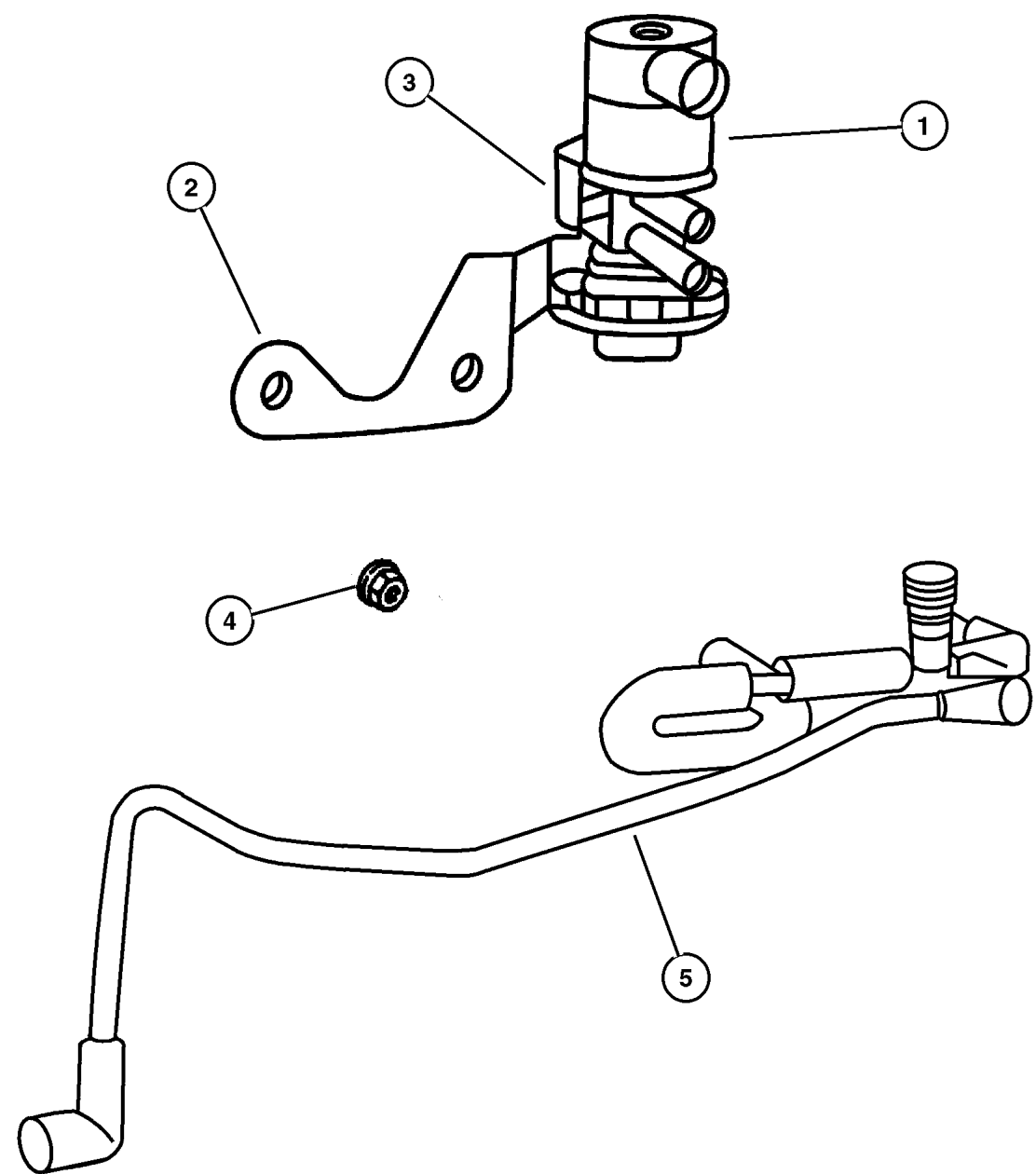
ITEM	PART NUMBER	QTY	LINE	SERIES	BODY	ENGINE	TRANS	DESCRIPTION
------	-------------	-----	------	--------	------	--------	-------	-------------

NOTE:

ER0 = All 4.0L Engines

EVO = All 4.7L Engines

1	4669 475AB	1				ER0		SOLENOID, Duty Cycle Purge
		1				EVO		
2	4854 127AB	1				ER0, EVO		BRACKET, Duty Cycle Purge Solenoid
3	5303 0987	1				ER0		BUSHING, Isolator
		1				EVO		
4	6100 048	2				ER0, EVO		NUT, Hex, M6x1.00
5	4854 100	1				ER0		HARNESS, Vapor Purge
	4854 105	1				EVO		



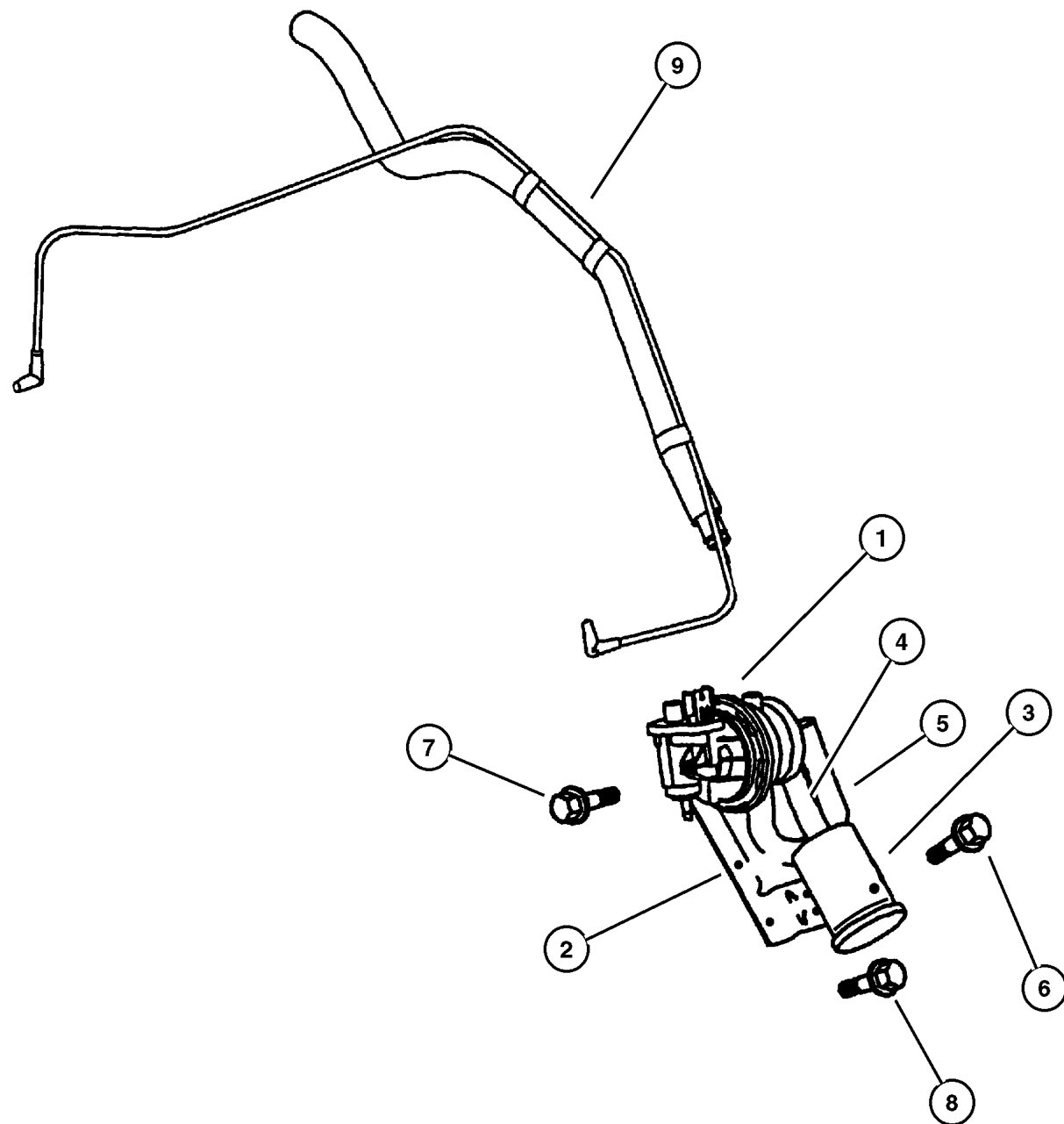
JEEP GRAND CHEROKEE (WJ)

SERIES	LINE	BODY	ENGINE	TRANSMISSION
H = Laredo	J = 4WD	74 = 4 Door	ER0, ERH = 4.0L, Power Tech	DGK = 4 Speed Autm, 42RE
P = Limited	T = 2WD		EVO, EVA = 4.7L, Power Tech	DGQ = 5 Speed Automatic 5-45RFE
				DG0 = All Automatic Transm

AR = Use as required - = Non illustrated part # = New this model year

July 17, 2002

**Leak Detection Pump, 4.0 (ERH), 4.7 (EVA)
Figure 025-430**



ITEM	PART NUMBER	QTY	LINE	SERIES	BODY	ENGINE	TRANS	DESCRIPTION
NOTE:								
ER0 = All 4.0L Engines								
EVO = All 4.7L Engines								
1								PUMP, Leak Detection
	4891 414AC	1				ER0		
		1				EVO		
2								BRACKET, Leak Detection Pump
	4854 128AB	1				ER0		
		1				EVO		
3								FILTER, Fuel Vapor Vent
	4612 901	1				ER0		
		1				EVO		
4								HOSE, Leak Detection Pump
	53013 004AA	1				ER0		Pump To Filter
		1				EVO		Pump To Filter
5								HOSE, Leak Detection Pump to Canister
	53013 168AA	1				ER0		Pump To Canister
		1				EVO		Pump To Canister
6								SCREW, Hex Flange Head, M4.8x1.59x15.74, (NOT SERVICED) (Not Serviced)
7								SCREW, Tapping, .19-16x.375
	6035 482	3				ER0		
		3				EVO		
8								SCREW, Hex Flange Head, M4.8x1.59x15.74, (NOT SERVICED) (Not Serviced)
9								HARNES, Leak Detection Pump
	5303 0917	1				ER0		
	4854 120	1				EVO		
-10	4669 865	1				ER0,		VALVE, Vent
						EVO		

JEEP GRAND CHEROKEE (WJ)

SERIES	LINE	BODY	ENGINE	TRANSMISSION
H = Laredo	J = 4WD	74 = 4 Door	ER0, ERH = 4.0L, Power Tech	DGK = 4 Speed Autm, 42RE
P = Limited	T = 2WD		EVO, EVA = 4.7L, Power Tech	DGQ = 5 Speed Automatic
				5-45RFE
				DG0 = All Automatic Transm

AR = Use as required - = Non illustrated part # = New this model year

July 17, 2002

Group – DWJ

Doors and Related Parts

GROUP DWJ - Doors and Related Parts

Illustration Title

Group-Fig. No.

Front Door

Door, Front Shell and Hinges	Fig. DWJ-110
Door, Front Glass and Regulators	Fig. DWJ-120
Door, Front Lock and Controls	Fig. DWJ-130

Rear Door

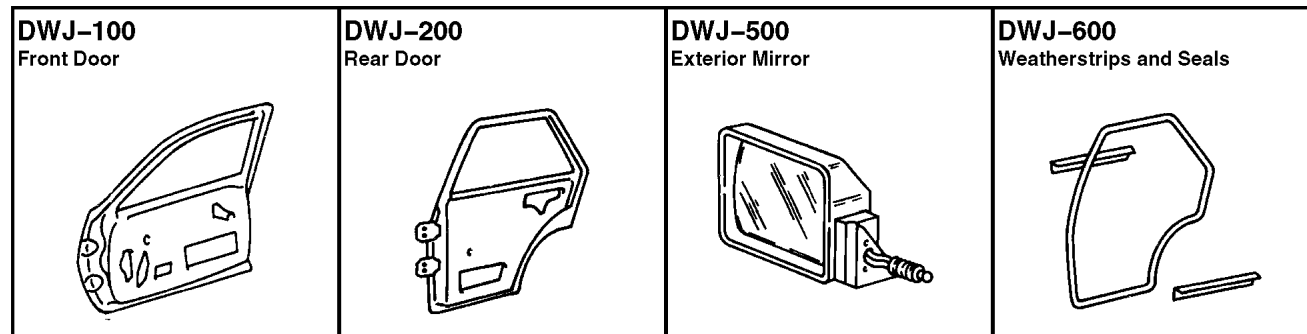
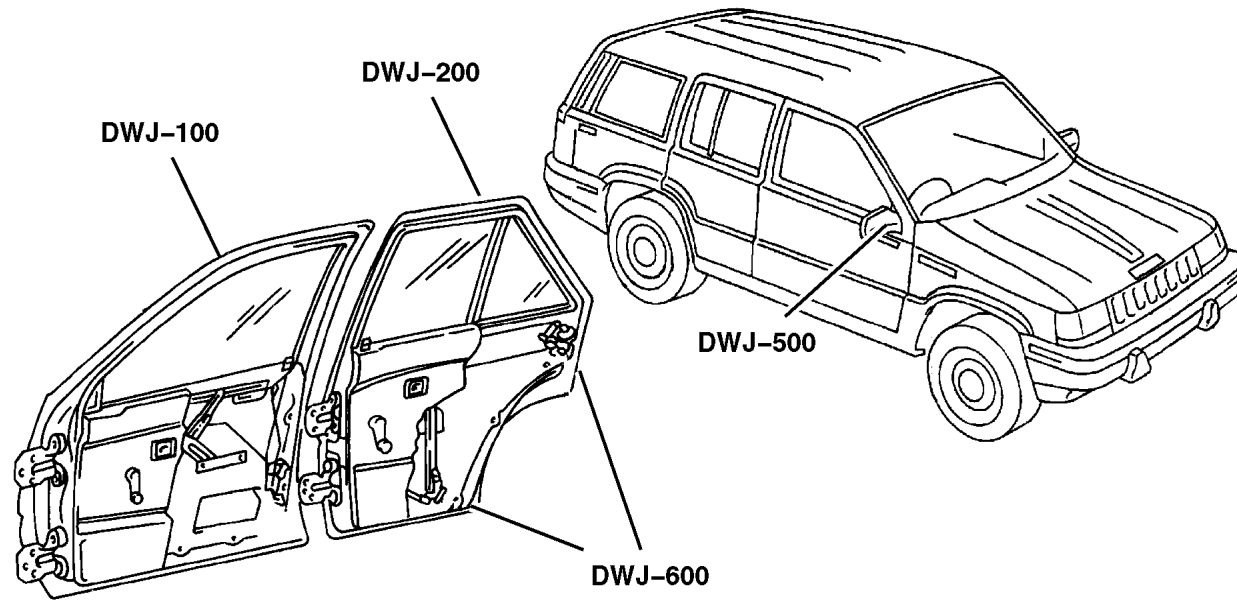
Door, Rear Shell and Hinges	Fig. DWJ-210
Door, Rear Glass and Regulators	Fig. DWJ-220
Door, Rear Lock and Controls	Fig. DWJ-230

Exterior Mirror

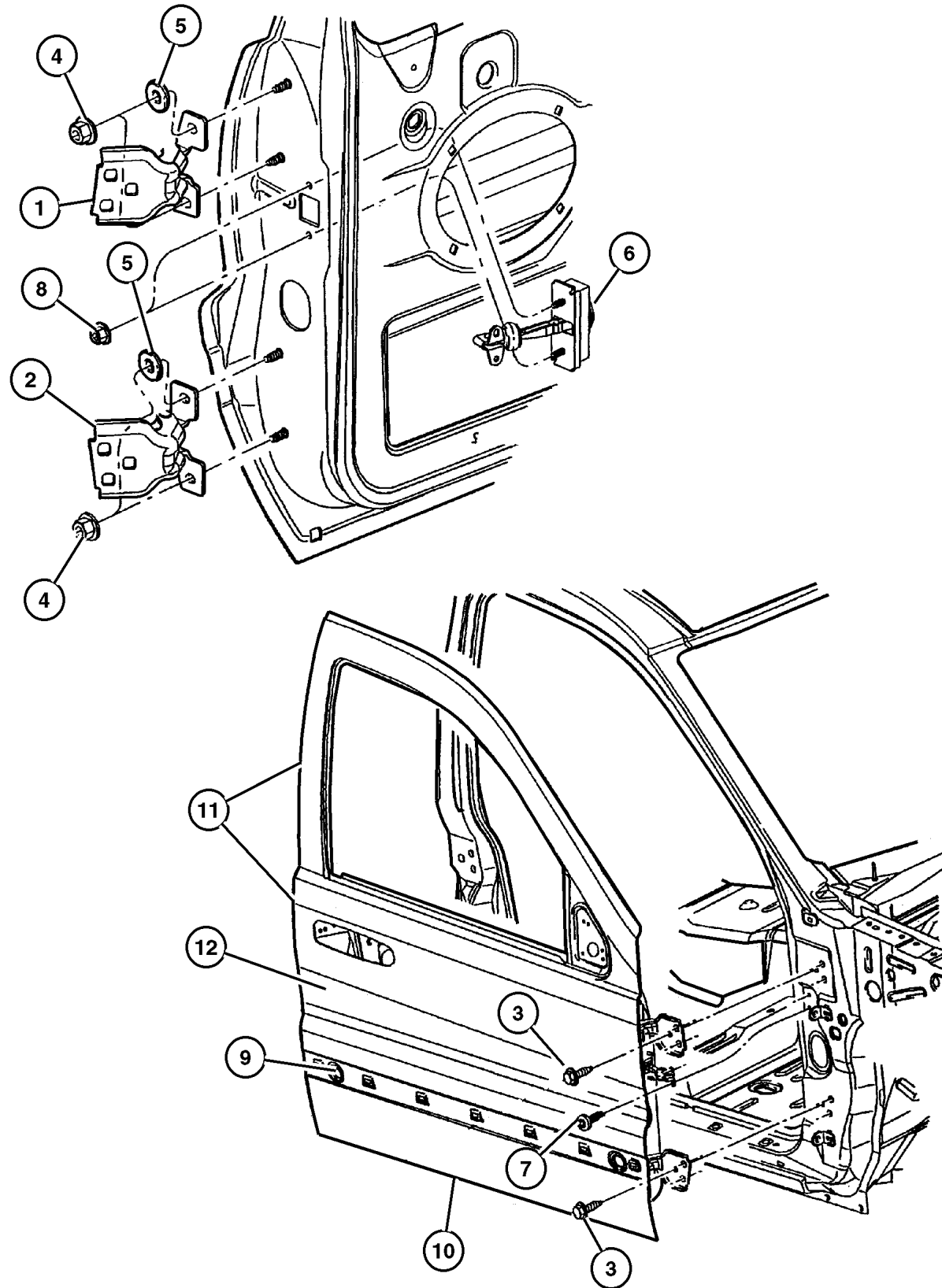
Mirrors, Exterior	Fig. DWJ-510
-------------------------	--------------

Weatherstrips and Seals

Door, Front Weatherstrips and Seals	Fig. DWJ-610
Door, Rear Weatherstrips and Seals	Fig. DWJ-620
Door, Rear Tail Gate Weatherstrips and Seals	Fig. DWJ-630



Door, Front Shell and Hinges
Figure DWJ-110



ITEM	PART NUMBER	QTY	LINE	SERIES	BODY	ENGINE	TRANS	DESCRIPTION
1								HINGE, Door Half, Upper
	55136 480AC	2						Right
	55136 481AC	2						Left
2								HINGE, Door Half, Lower
	55136 480AC	2						Left
	55136 481AC	2						Right
3	6503 328	14						SCREW, Hex Head, M8x1.25x30
4	6101 809	1						NUT AND WASHER, Hex, M8x1.25
5	55136 971AB	4						WASHER, Flat
6								CHECK, Front Door
	55135 590AC	1						Right
	55135 591AC	1						Left
7								SCREW, Torx Round Head, M6-1.0x20.0, (NOT SERVICED) (Not Serviced)
8	6503 504	2						NUT AND WASHER, Hex, M6x1
9	55257 380AA	12						PLUG
10	2860 332	4						PLUG, Anti-Rattle
11								DOOR, Front
	55135 920AC	1						Right
	55135 921AC	1						Left
12								PANEL, Front Door Outer Repair
	55135 922AB	1						Right
	55135 923AB	1						Left
-13	6505 201AA	2						NUT, M5x.080x26.41

JEEP GRAND CHEROKEE (WJ)

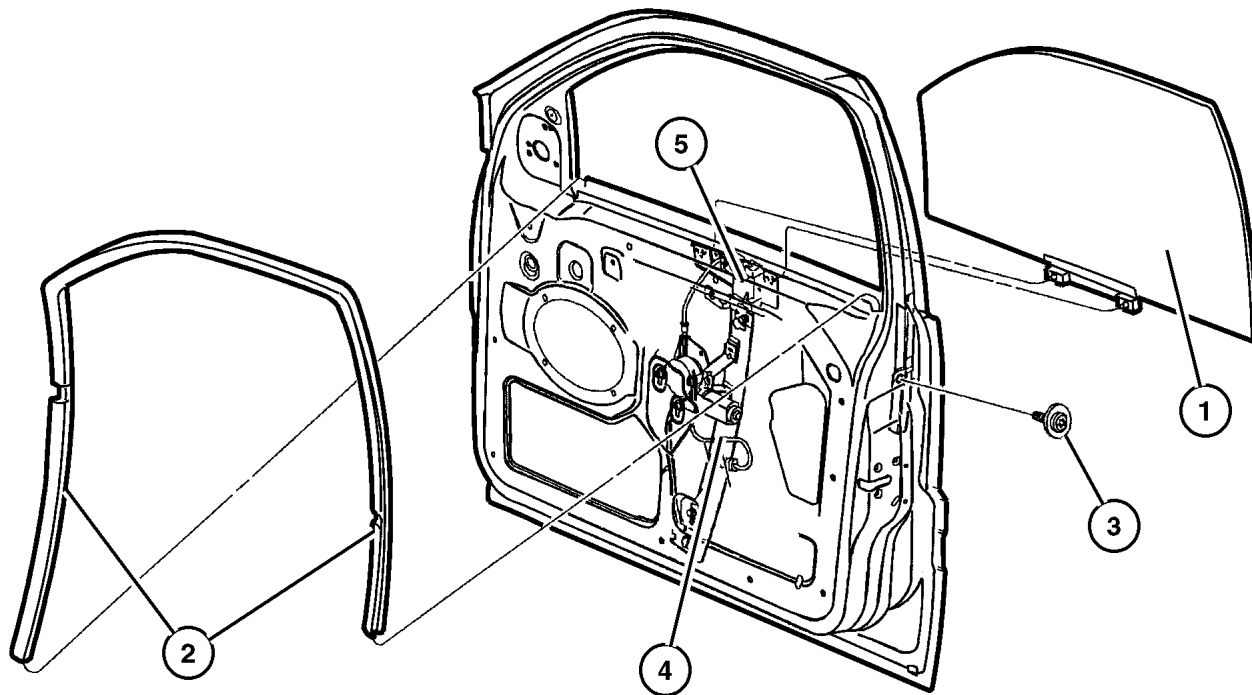
SERIES	LINE	BODY	ENGINE	TRANSMISSION
H = Laredo	J = 4WD	74 = 4 Door	ER0, ERH = 4.0L, Power Tech	DGK = 4 Speed Autm, 42RE
P = Limited	T = 2WD		EV0, EVA = 4.7L, Power Tech	DGQ = 5 Speed Automatic 5-45RFE DG0 = All Automatic Transm

AR = Use as required - = Non illustrated part # = New this model year

July 17, 2002

Door, Front Glass and Regulators
Figure DWJ-120

ITEM	PART NUMBER	QTY	LINE	SERIES	BODY	ENGINE	TRANS	DESCRIPTION
1								GLASS, Front Door
	55136 002AC	1						Right
	55136 003AC	1						Left
2								SEAL, Front Door Glass
	55136 024AD	1						Right
	55136 025AD	1						Left
3	6504 987AA	2						SCREW AND WASHER, Tapping, M6-1.0x20.0
4								REGULATOR, Front Door Window
	55363 286AA	1						Right
	55363 287AA	1						Left
5								SCREW, M6X1.00X16.00, (NOT SERVICED) (Not Serviced)
-6								CHANNEL, Front Door Glass Lower
	5513 6016	1						Front
	5513 6017	1						Rear
-7	5086 563AA	1						CLIP, Regulator



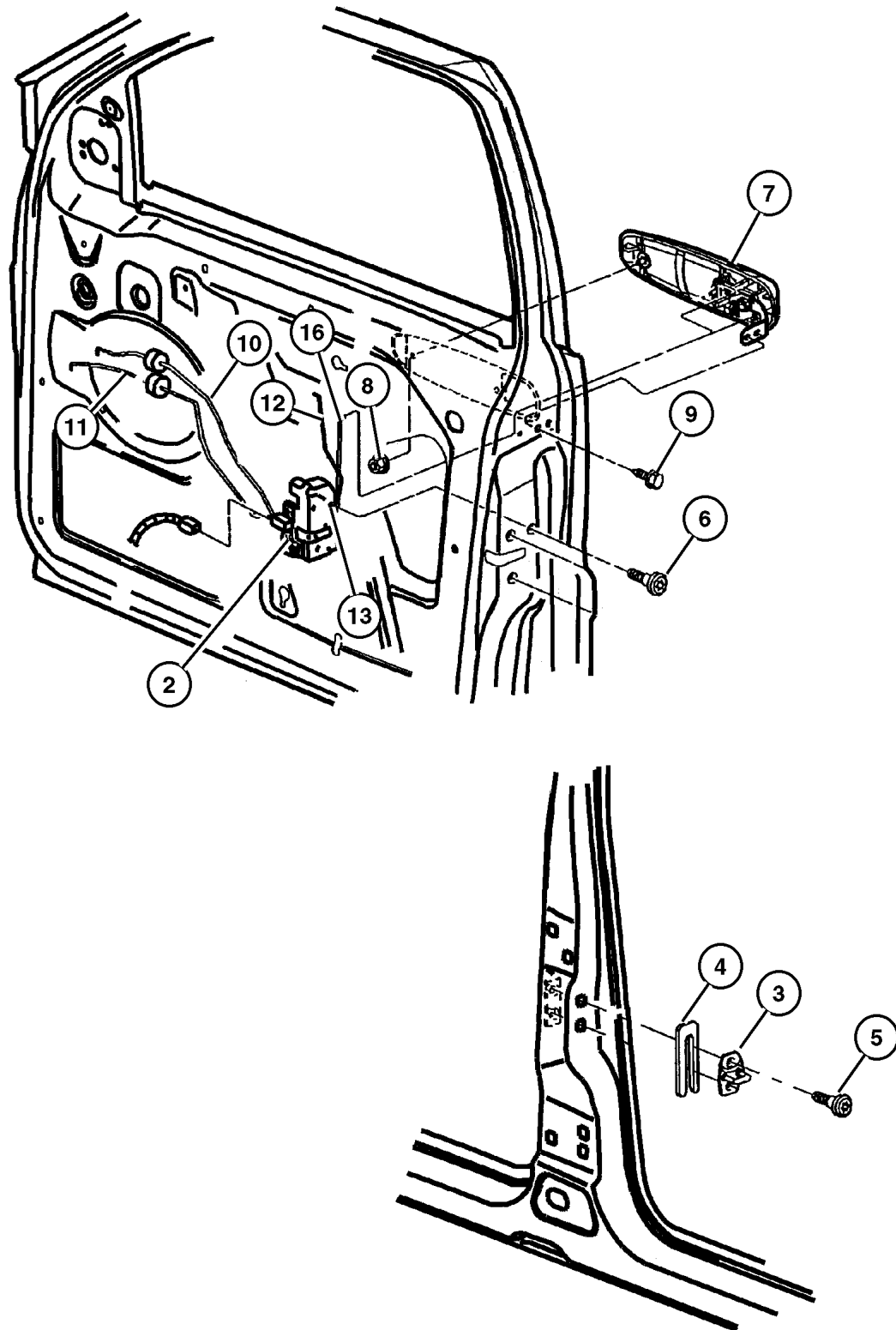
JEEP GRAND CHEROKEE (WJ)

SERIES	LINE	BODY	ENGINE	TRANSMISSION
H = Laredo	J = 4WD	74 = 4 Door	ER0, ERH = 4.0L, Power Tech	DGK = 4 Speed Autm, 42RE
P = Limited	T = 2WD		EV0, EVA = 4.7L, Power Tech	DGQ = 5 Speed Automatic
				5-45RFE
				DG0 = All Automatic Transm

AR = Use as required - = Non illustrated part # = New this model year

July 17, 2002

Door, Front Lock and Controls
Figure DWJ-130



ITEM	PART NUMBER	QTY	LINE	SERIES	BODY	ENGINE	TRANS	DESCRIPTION
-1								HANDLE, Door Interior
	5FX74 1AZAC	1		P				Chrome, Right
	5FX73 1L5AC	1		H				Taupe, Left
	5FX74 1L5AC	1		P				Camel, Right
	5FX74 1T5AC	1		P				Taupe, Right
	5FX75 1AZAC	1		P				Chrome, Left
	5FX75 1L5AC	1		P				Camel, Left
	5FX75 1T5AC	1		P				Taupe, Left
	5FX72 1AZAC	1		H				Camel, Right
	5FX72 1L5AC	1		H				Taupe, Right
	5FX73 1AZAC	1		H				Camel, Left
2								LATCH, Front Door w/o Cylinder Lock
	55135 606AB	1						w/Cylinder Lock
	55136 347AB	1						
3	#4780 607AA	2						STRIKER, Door
4	4520 289	AR						SPACER, Door Latch Striker
5	6504 573	4						SCREW, Oval Head, SCREW
6	6033 876	6						SCREW, Tapping, M6.3x1.8x38.1
7								HANDLE, Exterior Door
	55135 636AB	1		H				Black, Laredo, w/o Cylinder, Right
	QR38 XGRAB	1		P				Shale Green, Limited, GR , w/o Cylinder, Right
	QR38 XS5AB	1		P				Silverstone, Limited, S5, w/o Cylinder, Right
	QR38 YUBAB	1		P				Woodland Brown, Limited UB , w/o Cylinder, Right
	5GG27 DX8AA	1		P				Black Clear Coat, Limited X8, w/ Cylinder, Left
	5GG27 PR4AA	1		P				Flame Red, Limited R4, w/Cylinder, Left
	5GG27 SW1AA	1		P				Bright White, Limited W1, w/Cylinder, Left
	5GG27 WBTA	1		P				Patriot Blue, Limited BT, w/Cylinder, Left
	5GG27 WTHAA	1		P				Champagne Pearl Metallic TH, Limited, w/Cylinder, Left
	5GG27 WULAA	1		P				Sienna Tinted Pearl, Limited UL, w/ Cylinder, Left
	5GG27 XGRAA	1		P				Shale Green, Limited GR, w/Cylinder, Left
	55136 351AB	1		H				Black, Laredo, w/Cylinder, Left
	5GG27 XS5AA	1		P				Silverstone, Limited S5, w/Cylinder, Left
	5GG27 XBQAA	1		P				Steel Blue, Limited, BQ , w/Cylinder, Left

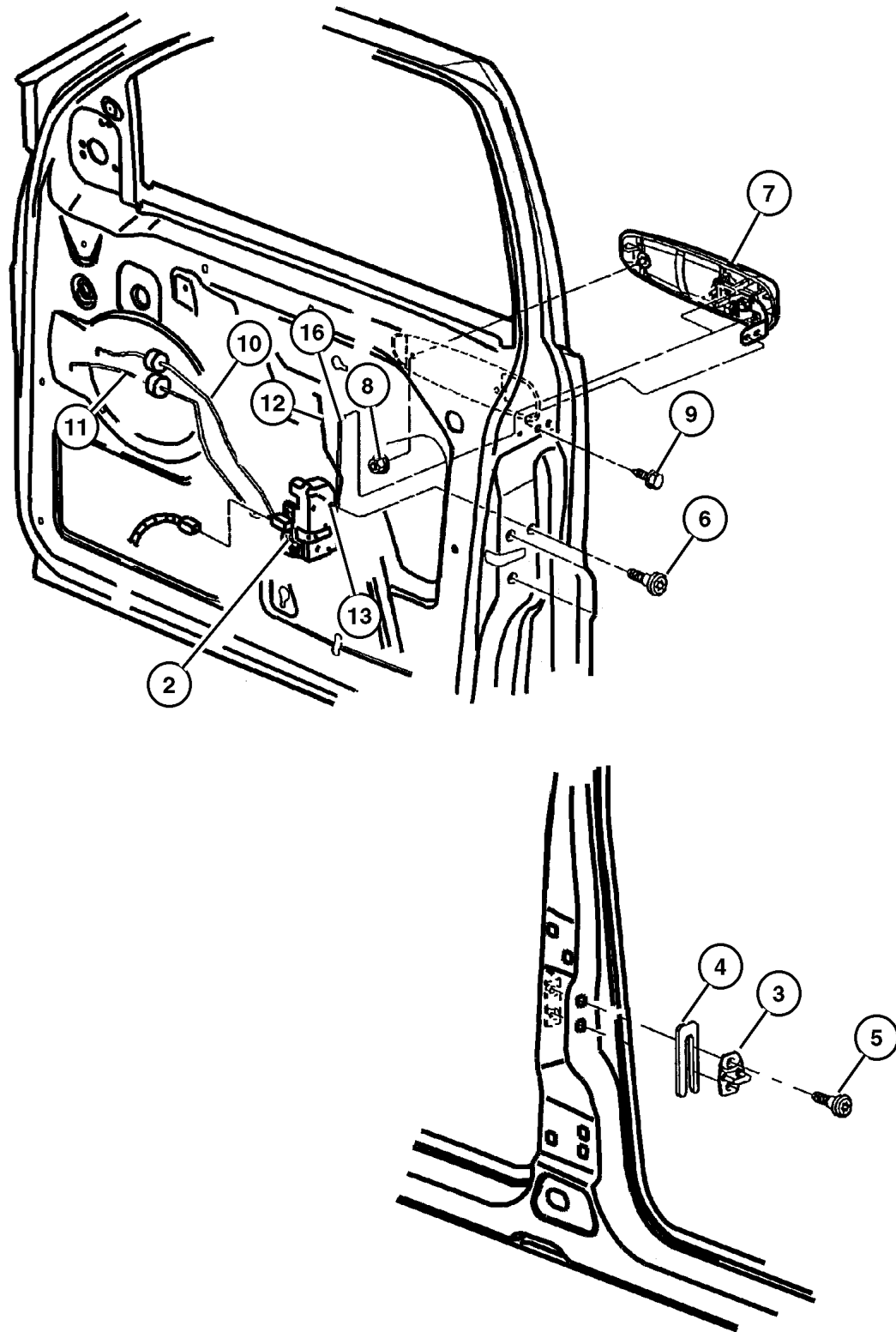
JEEP GRAND CHEROKEE (WJ)

SERIES	LINE	BODY	ENGINE	TRANSMISSION
H = Laredo	J = 4WD	74 = 4 Door	ER0, ERH = 4.0L, Power Tech	DGK = 4 Speed Autm, 42RE
P = Limited	T = 2WD		EV0, EVA = 4.7L, Power Tech	DGQ = 5 Speed Automatic 5-45RFE DG0 = All Automatic Transm

AR = Use as required - = Non illustrated part # = New this model year

July 17, 2002

Door, Front Lock and Controls
Figure DWJ-130



ITEM	PART NUMBER	QTY	LINE	SERIES	BODY	ENGINE	TRANS	DESCRIPTION
	5GG27 YUBAA	1		P				Woodland Brown, Limited, UB , w/ Cylinder, Left
	QR38 DX8AB	1		P				Black Clear Coat, Limited X8 , w/o Cylinder, Right
	QR38 PR4AB	1		P				Flame Red, Limited R4 , w/o Cylinder, Right
	QR38 SW1AB	1		P				Stone White, Limited, W1 , w/o Cylinder, Right
	QR38 WBTAB	1		P				Patriot Blue, Limited, BT , w/o Cylinder, Right
	QR38 WTHAB	1		P				Champagne Pearl Metallic, Limited, TH , w/o Cylinder, Right
	QR38 WULAB	1		P				Sienna Pearl Coat, Limited, UL , w/o Cylinder, Right
	QR38 XBQAB	1		P				Steel Blue, Limited, BQ , w/o Cylinder, Right
8	6503 226	4						NUT, Hex Flange, M5x.8
9	6505 365AA	2						SCREW
10								ROD, Inside Handle to Latch Right
	5014 378AA	1						Left
	5014 379AA	1						Right
11								ROD, Inside Lock to Latch Right
	5014 380AA	1						Left
	5014 381AA	1						Right
12								LINK, Exterior Door Handle Right
	5014 372AA	1						Left
	5014 373AA	1						Right
13								COVER, Latch-Anti Theft Right
	5014 395AA	1						Left
	5014 396AA	1						Right
-14								CLIP, Latch Purple, Right
	5014 397AA	1						Orange, Left
	5014 398AA	1						CLIP, Latch, Orange, Key Cylinder To Latch, Right
-15	4658 444	1						LINK, Key Cylinder To Latch, Left
16	5014 387AA	1						

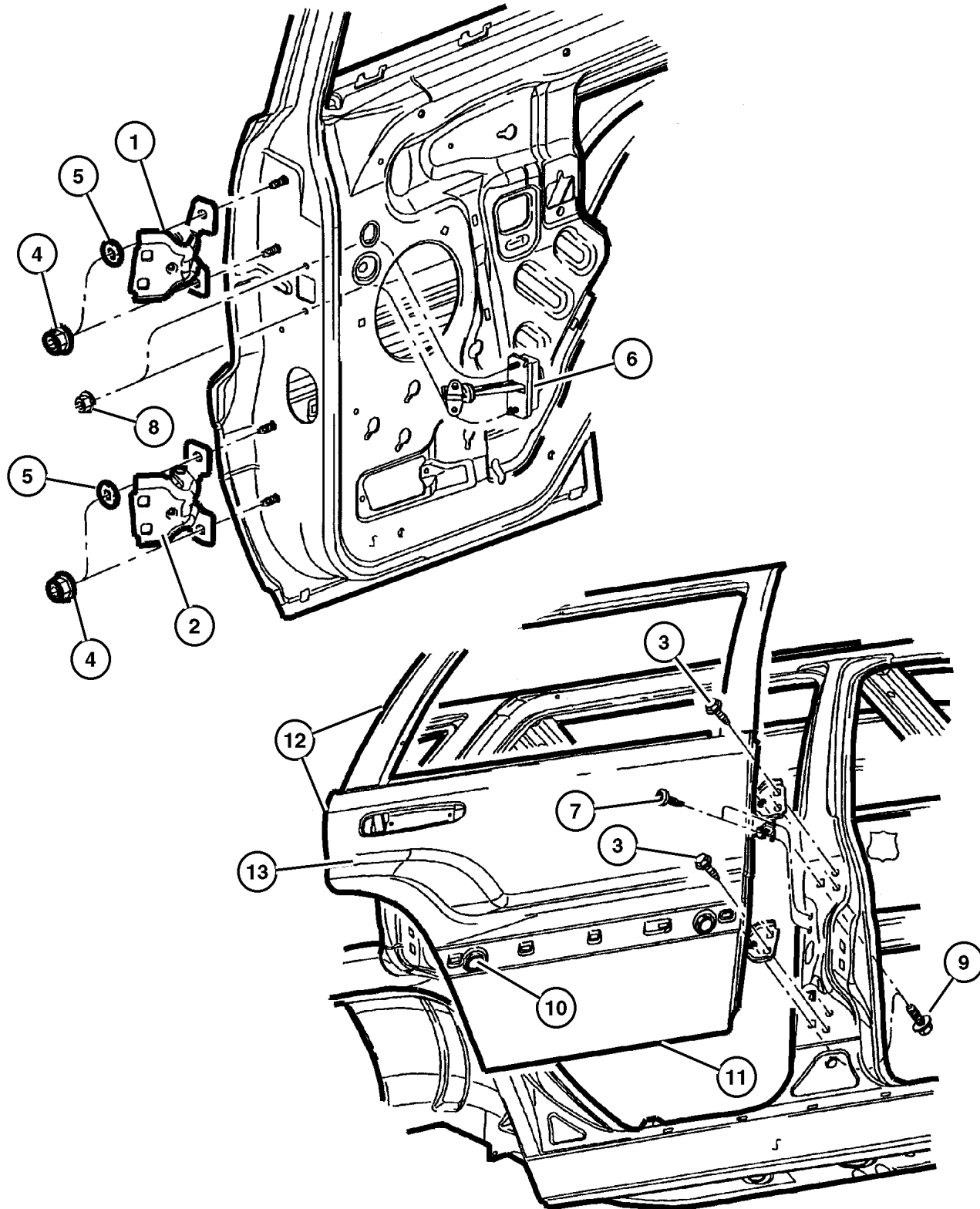
JEEP GRAND CHEROKEE (WJ)

SERIES	LINE	BODY	ENGINE	TRANSMISSION
H = Laredo	J = 4WD	74 = 4 Door	ER0, ERH = 4.0L, Power Tech	DGK = 4 Speed Autm, 42RE
P = Limited	T = 2WD		EV0, EVA = 4.7L, Power Tech	DGQ = 5 Speed Automatic 5-45RFE DG0 = All Automatic Transm

AR = Use as required - = Non illustrated part # = New this model year

July 17, 2002

Door, Rear Shell and Hinges
Figure DWJ-210



ITEM	PART NUMBER	QTY	LINE	SERIES	BODY	ENGINE	TRANS	DESCRIPTION
1								HINGE, Door Half, Upper
	55135 574AC	2						Right
	55135 575AC	2						Left
2								HINGE, Door Half, Lower
	55135 574AC	2						Left
	55135 575AC	2						Right
3	6503 328	14						SCREW, Hex Head, M8x1.25x30
4	6101 809	1						NUT AND WASHER, Hex, M8x1.25
5	55136 971AB	4						WASHER, Flat
6								CHECK, Rear Door
	55135 658AB	1						Right
	55135 659AB	1						Left
7								SCREW, Torx Head, M6x1.0x16, (NOT SERVICED) (Not Serviced)
8	6503 504	2						NUT AND WASHER, Hex, M6x1
9	6503 538	4						SCREW AND WASHER, Hex Head, M8x1.25x30
10	55257 380AA	12						PLUG
11	2860 332	4						PLUG, Anti-Rattle
12								DOOR, Rear
	55136 700AD	1						Right
	55136 701AD	1						Left
13								PANEL, Rear Door
	55136 702AB	1						Right
	55136 703AB	1						Left
-14								NUT, Rivet, M5x.080x26.41, (NOT SERVICED) (Not Serviced)

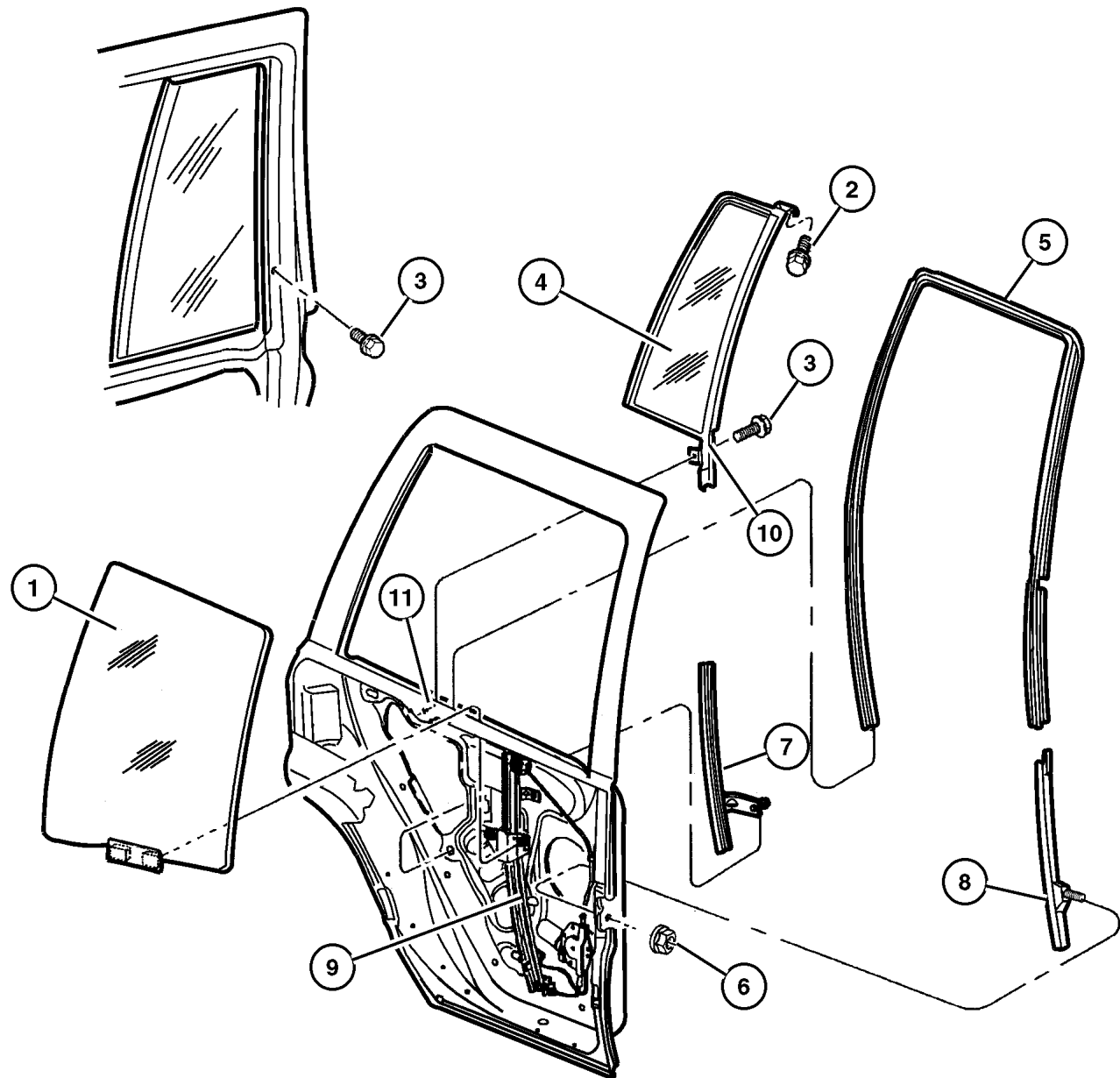
JEEP GRAND CHEROKEE (WJ)

SERIES	LINE	BODY	ENGINE	TRANSMISSION
H = Laredo	J = 4WD	74 = 4 Door	ER0, ERH = 4.0L, Power Tech	DGK = 4 Speed Autm, 42RE
P = Limited	T = 2WD		EV0, EVA = 4.7L, Power Tech	DGQ = 5 Speed Automatic 5-45RFE
				DG0 = All Automatic Transm

AR = Use as required - = Non illustrated part # = New this model year

July 17, 2002

Door, Rear Glass and Regulators
Figure DWJ-220



ITEM	PART NUMBER	QTY	LINE	SERIES	BODY	ENGINE	TRANS	DESCRIPTION
1								GLASS, Rear Door
	5513 6036	1						Tinted, Right
	5513 6037	1						Tinted, Left
	5513 6064	1						Sunscreen, Right
	5513 6065	1						Sunscreen, Left
2								SCREW, Tapping, .164-15x.75, (NOT SERVICED) (Not Serviced)
3								SCREW, Hex Flange Head, [.164-18x.75], (NOT SERVICED) (Not Serviced)
4								GLASS PACKAGE, Rear Door Qtr
	5016 912AC	1						Tinted, Right
	5016 913AC	1						Left
	5016 914AB	1						Sunscreen, Right
	5016 915AB	1						Sunscreen, Left
5								SEAL, Rear Door Glass
	55136 080AE	1						Right
	55136 081AE	1						Left
6	6503 504	2						NUT AND WASHER, Hex, M6x1
7								CHANNEL, Rear Door Glass Lower
	5513 6074	1						Right
	5513 6075	1						Left
8								CHANNEL, Rear Door Glass Lower
	5513 6716	1						Right
	5513 6717	1						Left
9								REGULATOR, Rear Door Window
	#55363 284AA	1						Right
	#55363 285AA	1						Left
10	55137 006AA	1						CLIP
11	6505 223AA	2						NUT, Spring, M6
-12	5086 563AA	1						CLIP, Regulator

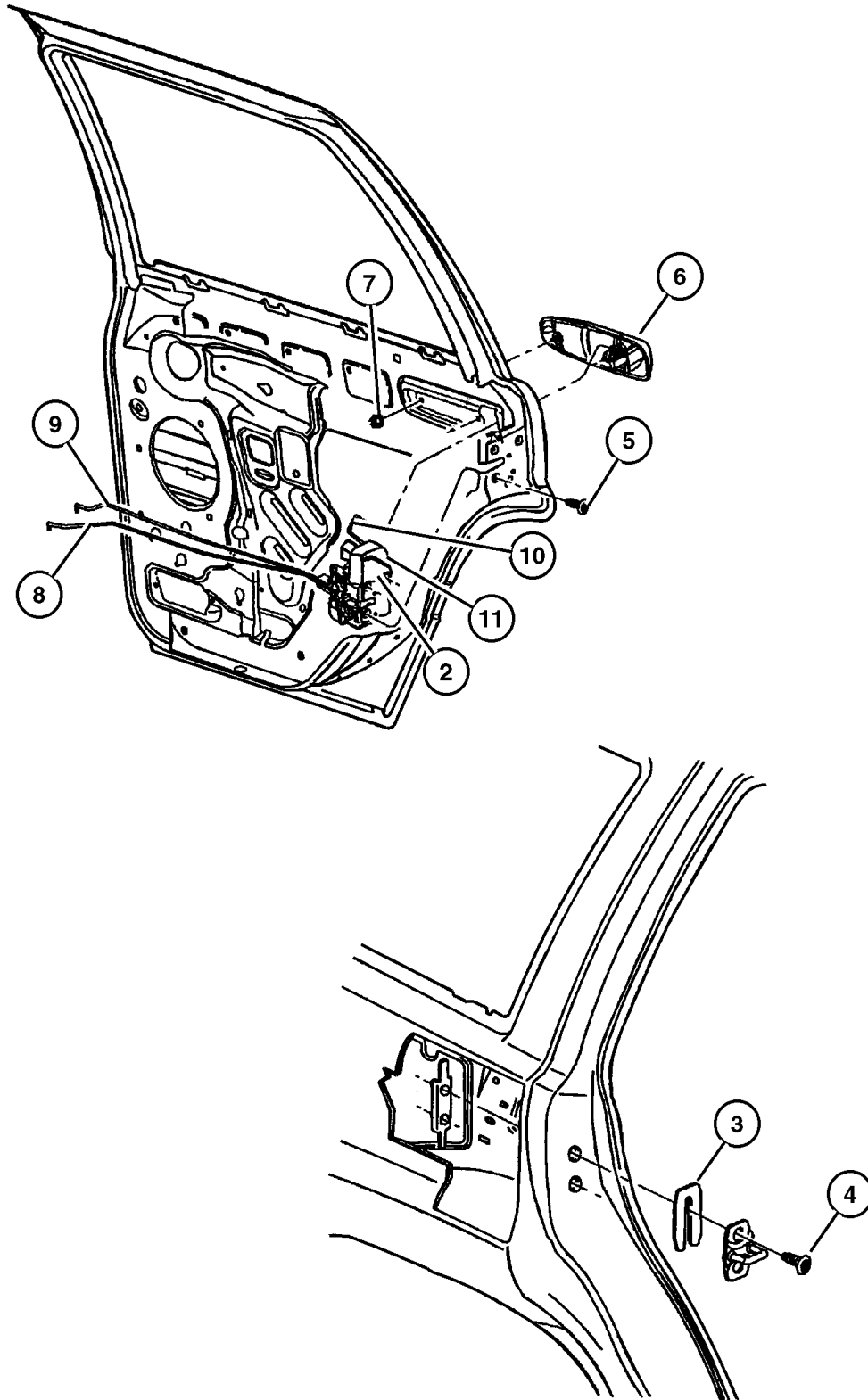
JEEP GRAND CHEROKEE (WJ)

SERIES	LINE	BODY	ENGINE	TRANSMISSION
H = Laredo	J = 4WD	74 = 4 Door	ER0, ERH = 4.0L, Power Tech	DGK = 4 Speed Autm, 42RE
P = Limited	T = 2WD		EV0, EVA = 4.7L, Power Tech	DGQ = 5 Speed Automatic
				5-45RFE
				DG0 = All Automatic Transm

AR = Use as required - = Non illustrated part # = New this model year

July 17, 2002

Door, Rear Lock and Controls
Figure DWJ-230



ITEM	PART NUMBER	QTY	LINE	SERIES	BODY	ENGINE	TRANS	DESCRIPTION
-1								HANDLE, Door Interior
	5FX72 1AZAC	1		H				Chrome, Right
	5FX75 1L5AC	1		P				Taupe, Left
	5FX73 1T5AC	1		H				Sandstone, Left
	5FX75 1T5AC	1		P				Sandstone, Left
	5FX74 1AZAC	1		P				Chrome, Right
	5FX72 1L5AC	1		H				Taupe, Right
	5FX74 1L5AC	1		P				Taupe, Right
	5FX72 1T5AC	1		H				Sandstone, Right
	5FX74 1T5AC	1		P				Sandstone, Right
	5FX73 1AZAC	1		H				Chrome, Left
	5FX75 1AZAC	1		P				Chrome, Left
	5FX73 1L5AC	1		H				Taupe, Left
2								LATCH, Rear Door
	55135 620AB	1						Right
	55135 621AB	1						Left
3	4520 289	AR						SPACER, Door Latch Striker
4	6504 573	4						SCREW, Oval Head, SCREW
5								SCREW, Tapping, M6.3x1.8x38.1, (NOT SERVICED) (Not Serviced)
6								HANDLE, Exterior Door
	55135 838AB	1		H				Right
	5FW46 XS5AB	1		P				[PS5], Right
	5FW46 XBQAB	1		P				[PBQ], Right
	5FW46 YUBAB	1		P				[PUB], Right
	5FW47 DX8AB	1		P				[PX8], Left
	5FW47 SW1AB	1		P				[PW1], Left
	5FW47 PR4AB	1		P				[PR4], Left
	5FW47 WTHAB	1		P				[PTH], Left
	5FW47 XGRAB	1		P				[PGR], Left
	5FW47 WBTAB	1		P				[PBT], Left
	5FW47 WULAB	1		P				[PUL], Left
	55135 839AB	1		H				Left
	5FW47 XS5AB	1		P				[PS5], Left
	5FW47 XBQAB	1		P				[PBQ], Left
	5FW47 YUBAB	1		P				[PUB], Left
	5FW46 DX8AB	1		P				[PX8], Right
	5FW46 SW1AB	1		P				[PW1], Right
	5FW46 PR4AB	1		P				[PR4], Right
	5FW46 WTHAB	1		P				[PTH], Right
	5FW46 XGRAB	1		P				[PGR], Right
	5FW46 WBTAB	1		P				[PBT], Right
	5FW46 WULAB	1		P				[PUL], Right
7	6503 226	4						NUT, Hex Flange, M5x.8

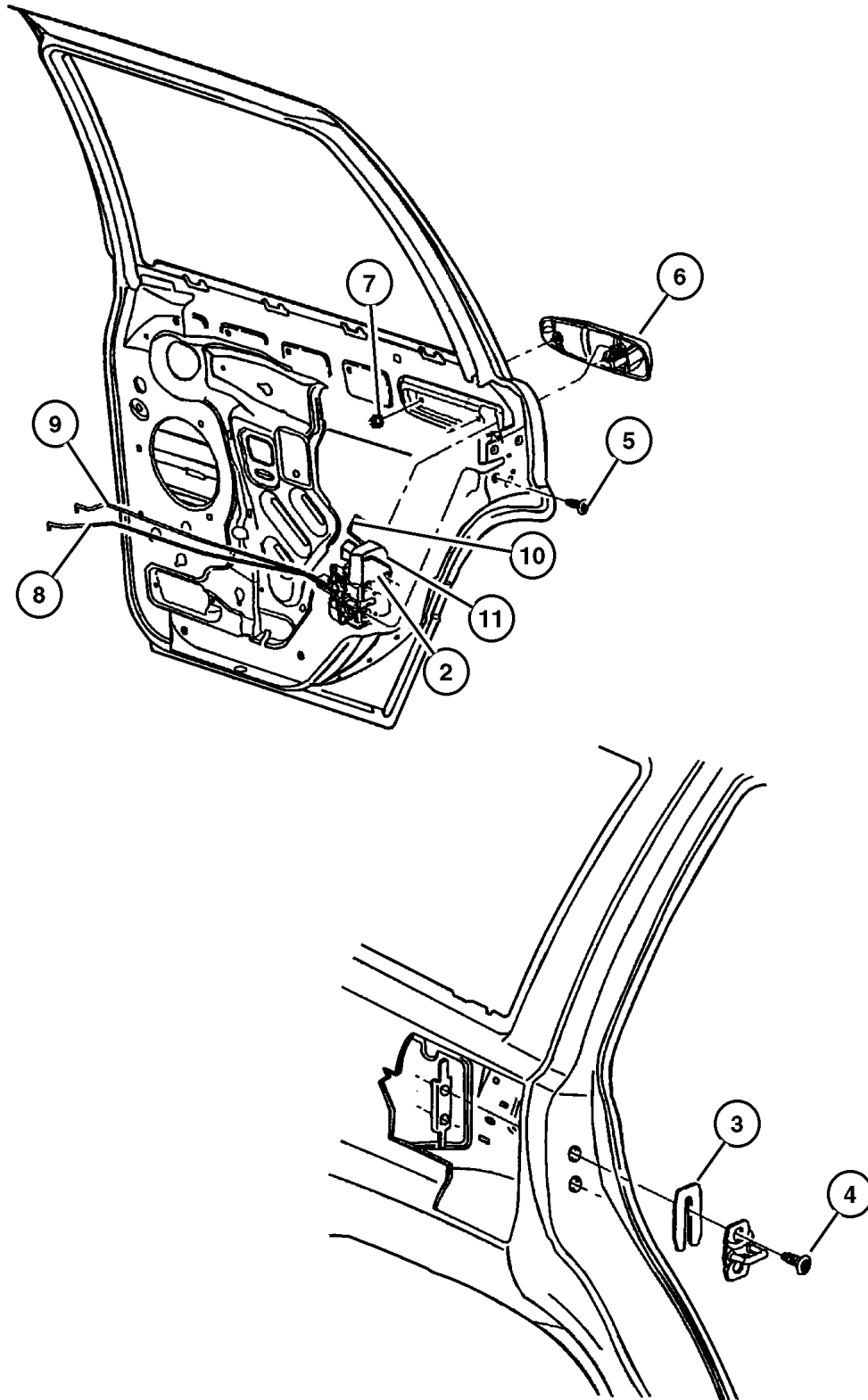
JEEP GRAND CHEROKEE (WJ)

SERIES	LINE	BODY	ENGINE	TRANSMISSION
H = Laredo	J = 4WD	74 = 4 Door	ER0, ERH = 4.0L, Power Tech	DGK = 4 Speed Autm, 42RE
P = Limited	T = 2WD		EV0, EVA = 4.7L, Power Tech	DGQ = 5 Speed Automatic
				5-45RFE
				DG0 = All Automatic Transm

AR = Use as required - = Non illustrated part # = New this model year

July 17, 2002

Door, Rear Lock and Controls Figure DWJ-230



ITEM	PART NUMBER	QTY	LINE	SERIES	BODY	ENGINE	TRANS	DESCRIPTION
8								ROD, Inside Handle to Latch
	5014 384AA	1						Right
	5014 385AA	1						Left
9								ROD, Inside Lock to Latch
	5014 382AA	1						Right
	5014 383AA	1						Left
10								LINK, Exterior Door Handle
	5014 376AA	1						Right
	5014 377AA	1						Left
11								COVER, Latch-Anti Theft
	5014 395AA	1						Right
	5014 396AA	1						Left
-12	5014 397AA	1						CLIP, Latch, Purple
-13	5014 398AA	1						CLIP, Latch, Orange
-14								CLIP, Latch Link, (NOT SERVICED) (Not Serviced)
-15								CLIP, Latch Link, (NOT SERVICED) (Not Serviced)

JEEP GRAND CHEROKEE (WJ)

SERIES	LINE	BODY	ENGINE	TRANSMISSION
H = Laredo	J = 4WD	74 = 4 Door	ER0, ERH = 4.0L, Power Tech	DGK = 4 Speed Autm, 42RE
P = Limited	T = 2WD		EV0, EVA = 4.7L, Power Tech	DGQ = 5 Speed Automatic 5-45RFE
				DG0 = All Automatic Transm

AR = Use as required - = Non illustrated part # = New this model year

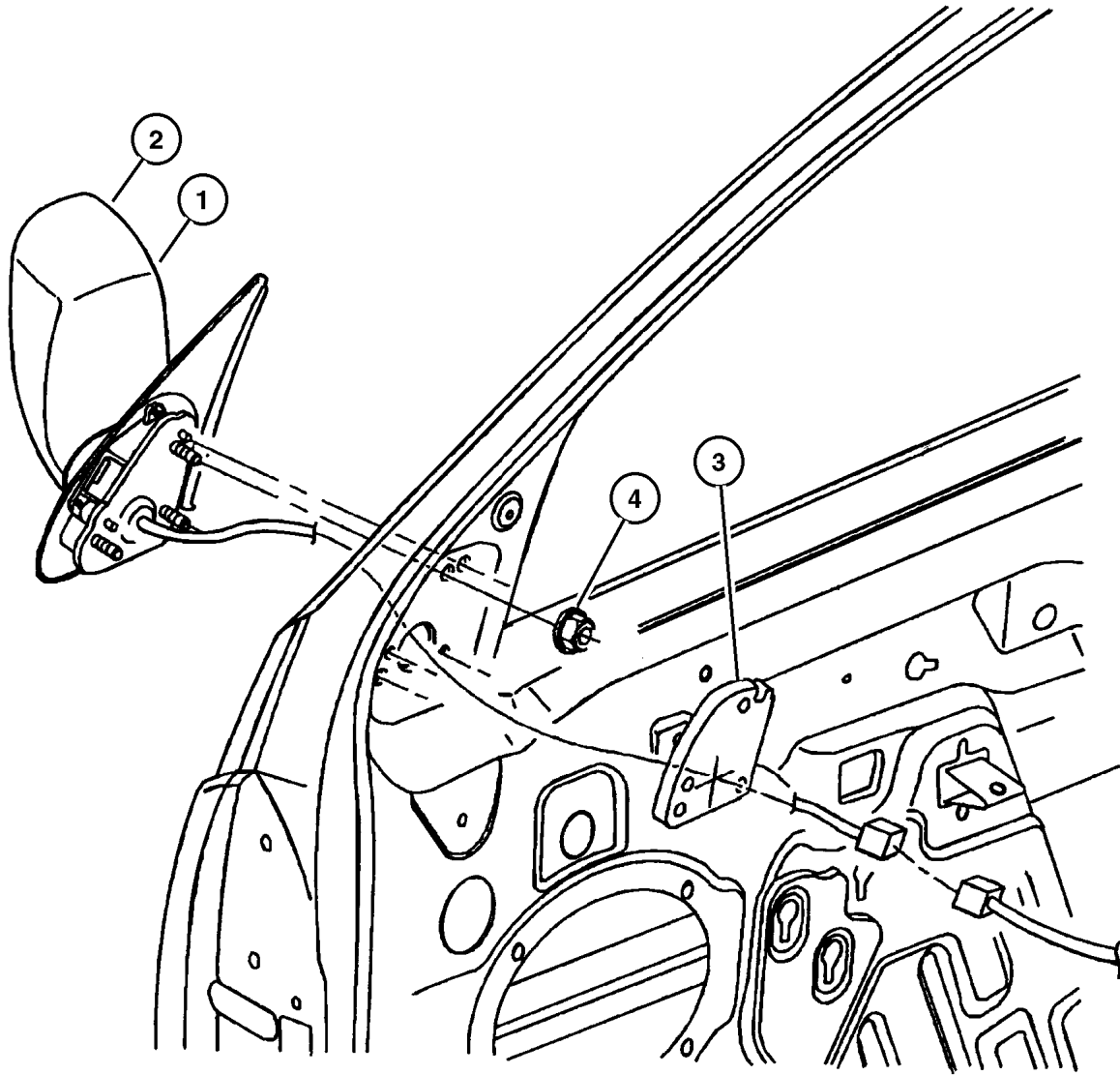
July 17, 2002

Mirrors, Exterior Figure DWJ-510

ITEM	PART NUMBER	QTY	LINE	SERIES	BODY	ENGINE	TRANS	DESCRIPTION
------	-------------	-----	------	--------	------	--------	-------	-------------

Note: Sales Code GTF = Power Fold-Away
 Note: Sales Code GTN = Power Fold-Away
 Note: Sales Code GTM = Power Fold-Away Heated
 Note: Sales Code GTR = Power Fold-Away
 Note: Sales Code GTW = Power Fold-Away Black
 Note: Sales Code GT3 = Power Fold-Away Hea

1								MIRROR, Outside, Rearview, Electric, Heated
	55155 230AB	1						[GT3], Right
	55155 231AB	1						[GT3], Left
	55155 232AC	1						[GTM], Right
	55155 233AC	1						[GTM], Left
2								MIRROR, Outside Rearview Electric Foldaway
	55155 446AB	1						[GTN], Right
	55155 447AB	1						[GTN], Left
3								SEAL, Mirror
	55136 274AB	1						Right
	55136 275AB	1						Left
4	J420 0408	6						NUT AND WASHER, Hex Nut-Coned Washer, M5 x 0.80
-5								GLASS, Mirror Replacement
	5013 636AA	1						[GTN], Right
	5013 637AA	1						[GTN], Left
	5017 072AA	1						[GT3], Right
	5017 075AA	1						[GT3], Left
	5017 072AA	1						[GTM], Right
	5017 073AA	1						[GTM], Left



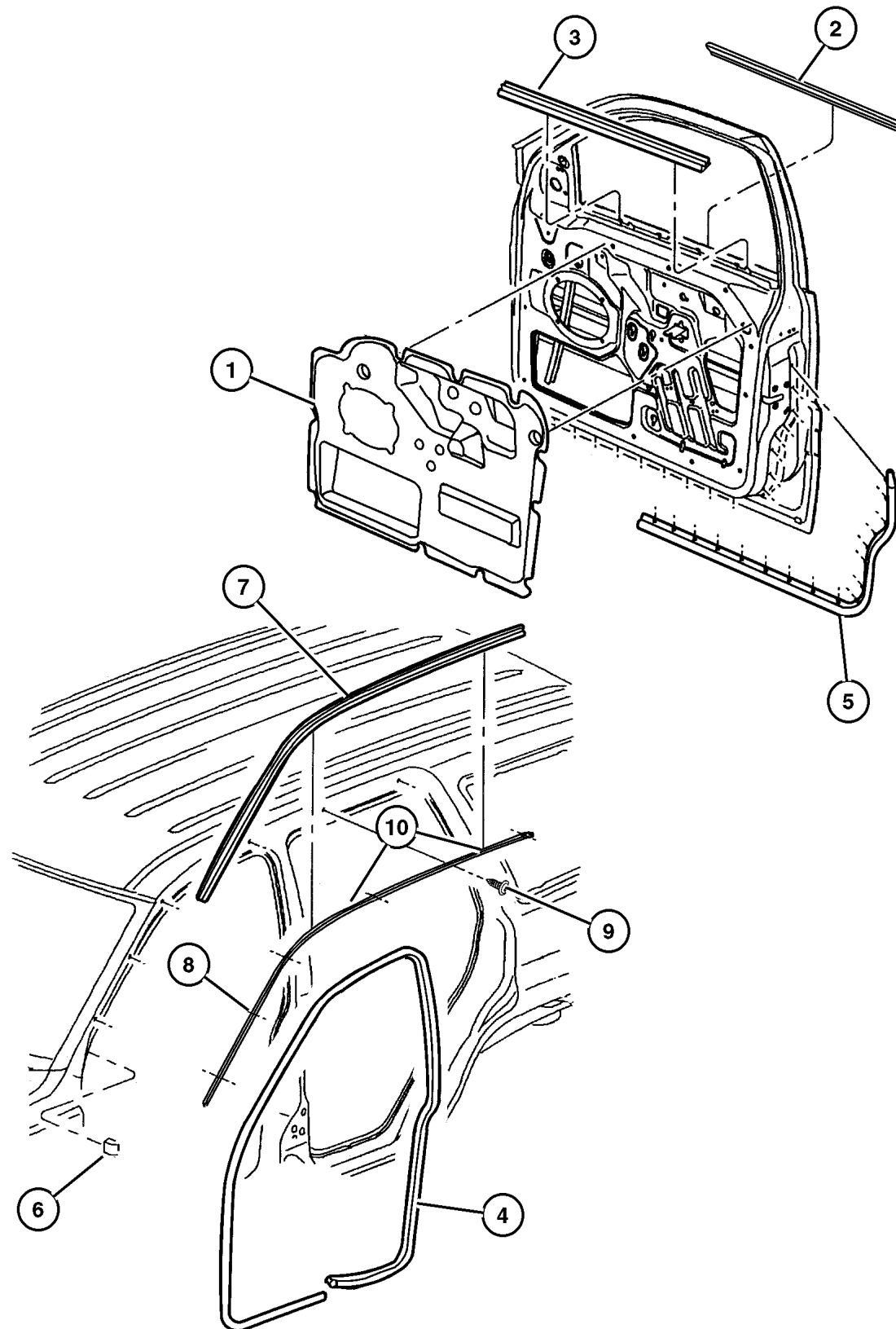
JEEP GRAND CHEROKEE (WJ)

SERIES	LINE	BODY	ENGINE	TRANSMISSION
H = Laredo	J = 4WD	74 = 4 Door	ER0, ERH = 4.0L, Power Tech	DGK = 4 Speed Autm, 42RE
P = Limited	T = 2WD		EV0, EVA = 4.7L, Power Tech	DGQ = 5 Speed Automatic 5-45RFE
				DG0 = All Automatic Transm

AR = Use as required - = Non illustrated part # = New this model year

July 17, 2002

Door, Front Weatherstrips and Seals
Figure DWJ-610



ITEM	PART NUMBER	QTY	LINE	SERIES	BODY	ENGINE	TRANS	DESCRIPTION
1	55135 874AD	1						INSULATOR, Front Door Right
	55135 875AD	1						Left
2	55135 878AC	1						WEATHERSTRIP, Front Door Belt Right
	55135 879AC	1						Left
3	55135 898AC	1						WEATHERSTRIP, Front Door Belt Right
	55135 899AC	1						Left
4	55135 918AC	1						SEAL, Front Door Right
	55135 919AC	1						Left
5	55136 114AB	1						SEAL, Front Door Right
	55136 115AB	1						Left
6	5513 5678	2					BLOCKER, Seal Exterior A Pillar	
7	55135 869AB	1						SEAL, Body Side Right
	55135 872AB	1						Left
8	55136 902AD	1						MOLDING, Windshield Right
	55136 903AD	1						Left
9							SCREW, Tapping, .164-18x.437, 06033605, (NOT SERVICED) (Not Serviced)	
10	55136 900AA	1						SEAL, Rear Door Right
	55136 901AA	1						Left

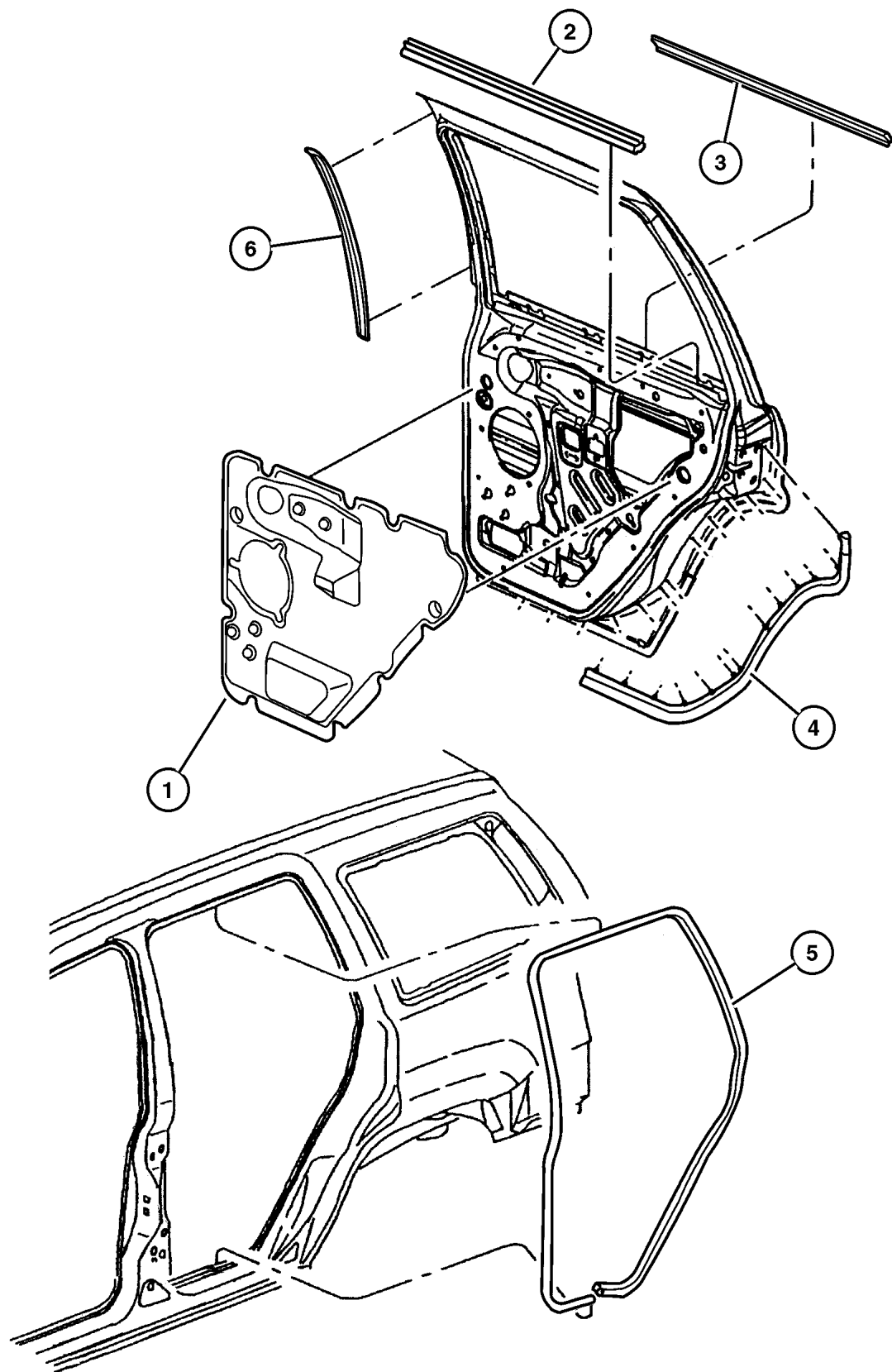
JEEP GRAND CHEROKEE (WJ)

SERIES	LINE	BODY	ENGINE	TRANSMISSION
H = Laredo	J = 4WD	74 = 4 Door	ER0, ERH = 4.0L, Power Tech	DGK = 4 Speed Autm, 42RE
P = Limited	T = 2WD		EV0, EVA = 4.7L, Power Tech	DGQ = 5 Speed Automatic 5-45RFE
				DG0 = All Automatic Transm

AR = Use as required - = Non illustrated part # = New this model year

July 17, 2002

**Door, Rear Weatherstrips and Seals
Figure DWJ-620**



ITEM	PART NUMBER	QTY	LINE	SERIES	BODY	ENGINE	TRANS	DESCRIPTION
1	55135 876AD	1						INSULATOR, Rear Door Right
	55135 877AD	1						Left
2	55135 888AC	1						WEATHERSTRIP, Rear Door Belt, Inner Right
	55135 889AC	1						Left
3	55135 890AC	1						WEATHERSTRIP, Rear Door Belt, Outer Right
	55135 891AC	1						Left
4	55136 116AB	1						SEAL, Rear Door Right
	55136 117AB	1						Left
5	55135 958AC	1						SEAL, Rear Door Right
	55135 959AC	1						Left
6	55136 118AB	1						SEAL, B-Pillar Right
	55136 119AB	1						Left

JEEP GRAND CHEROKEE (WJ)

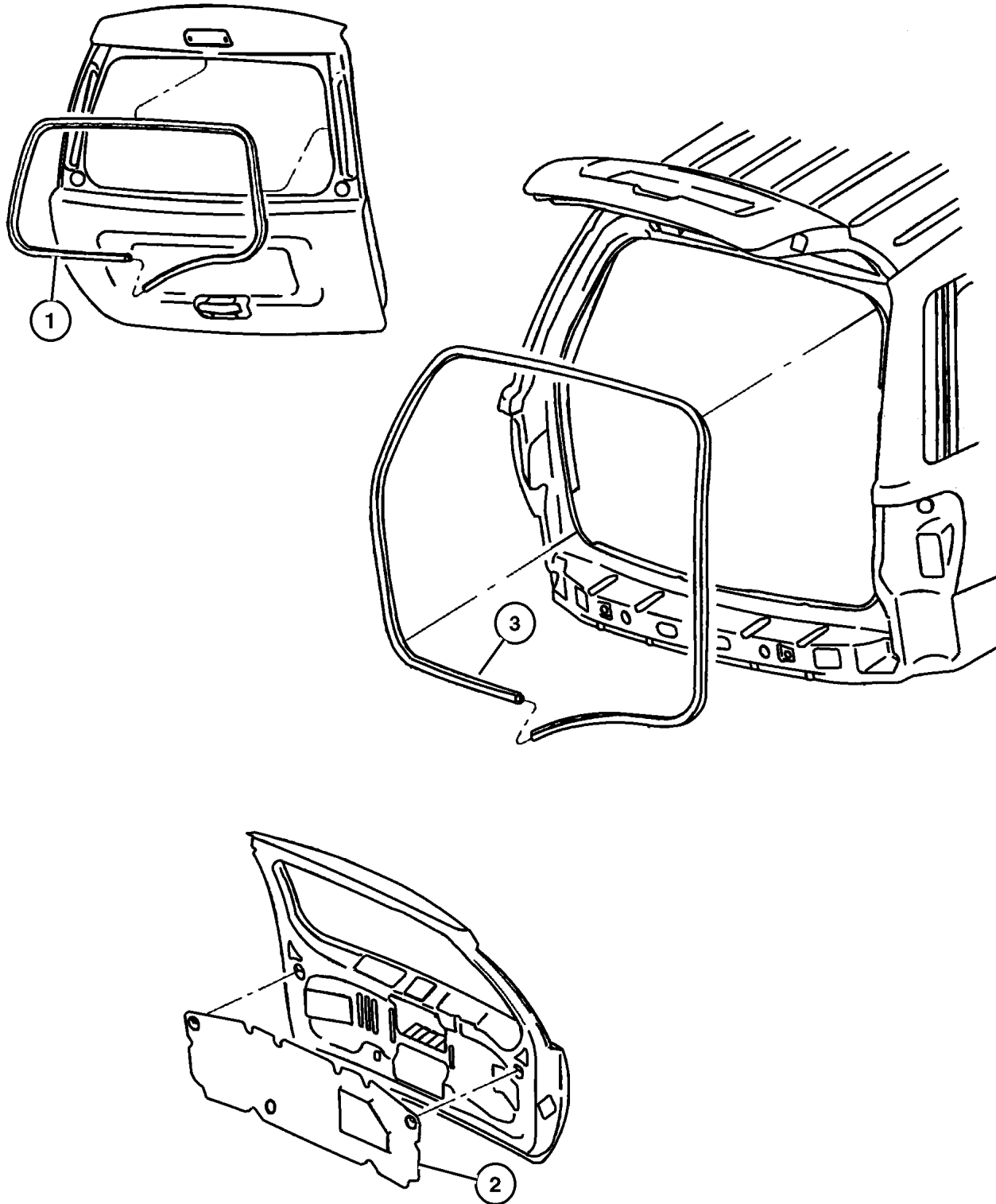
SERIES	LINE	BODY	ENGINE	TRANSMISSION
H = Laredo	J = 4WD	74 = 4 Door	ER0, ERH = 4.0L, Power Tech	DGK = 4 Speed Autm, 42RE
P = Limited	T = 2WD		EV0, EVA = 4.7L, Power Tech	DGQ = 5 Speed Automatic 5-45RFE
				DG0 = All Automatic Transm

AR = Use as required - = Non illustrated part # = New this model year

July 17, 2002

Door, Rear Tail Gate Weatherstrips and Seals
Figure DWJ-630

ITEM	PART NUMBER	QTY	LINE	SERIES	BODY	ENGINE	TRANS	DESCRIPTION
1	55363 160AA	1						WEATHERSTRIP, Liftgate Glass
2	55136 185AC	1						INSULATION, liftgate
3	55135 388AB	1						SEAL, Liftgate



JEEP GRAND CHEROKEE (WJ)

SERIES	LINE	BODY	ENGINE	TRANSMISSION
H = Laredo	J = 4WD	74 = 4 Door	ER0, ERH = 4.0L, Power Tech	DGK = 4 Speed Autm, 42RE
P = Limited	T = 2WD		EV0, EVA = 4.7L, Power Tech	DGQ = 5 Speed Automatic 5-45RFE
				DG0 = All Automatic Transm

AR = Use as required - = Non illustrated part # = New this model year

July 17, 2002

Group – EWJ

Exterior Ornamentation

GROUP EWJ - Exterior Ornamentation

Illustration Title

Group-Fig. No.

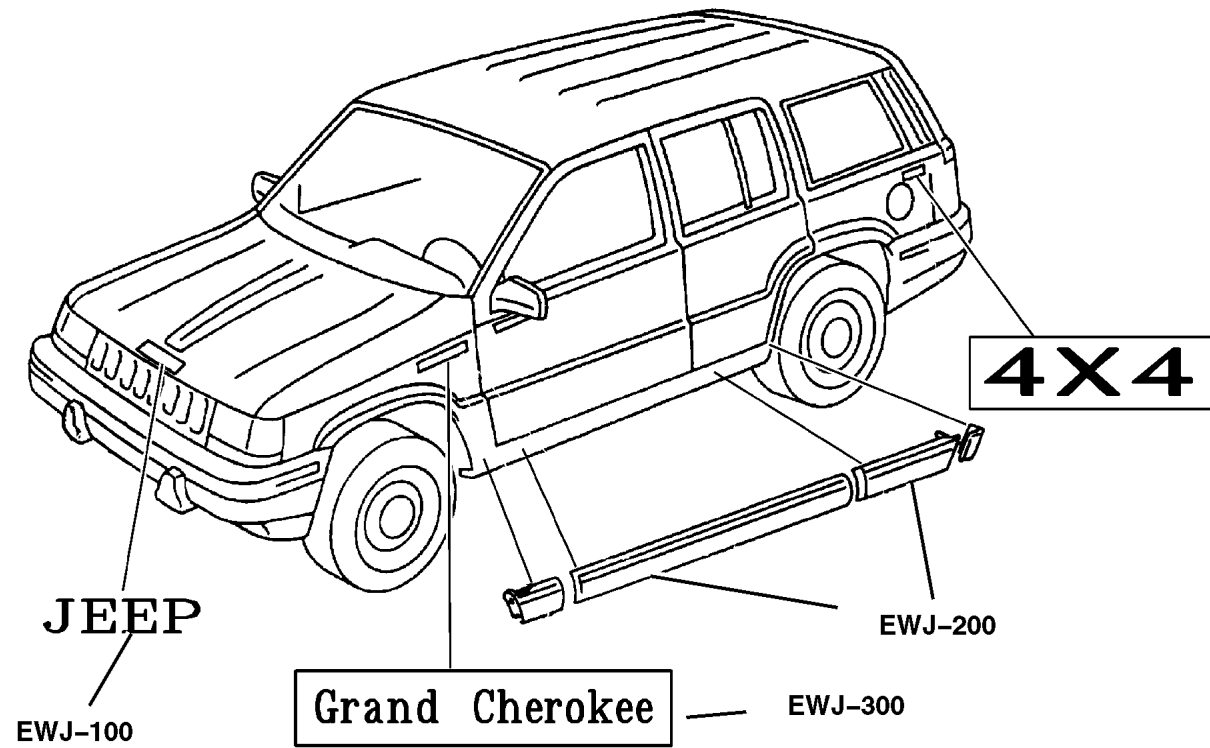
Nameplates


Nameplates and Decals Fig. EWJ-120

Moldings and Ornamentation

Moldings, Upper Fig. EWJ-210

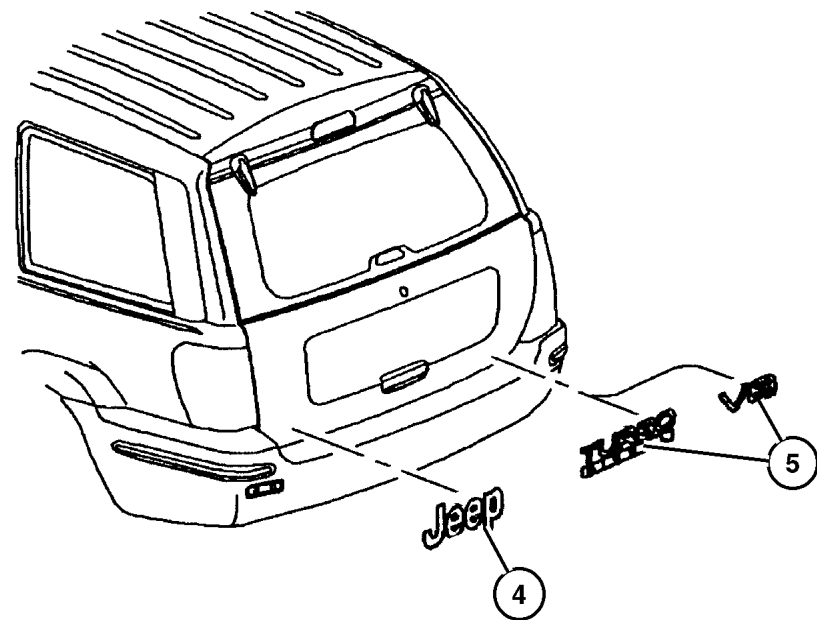
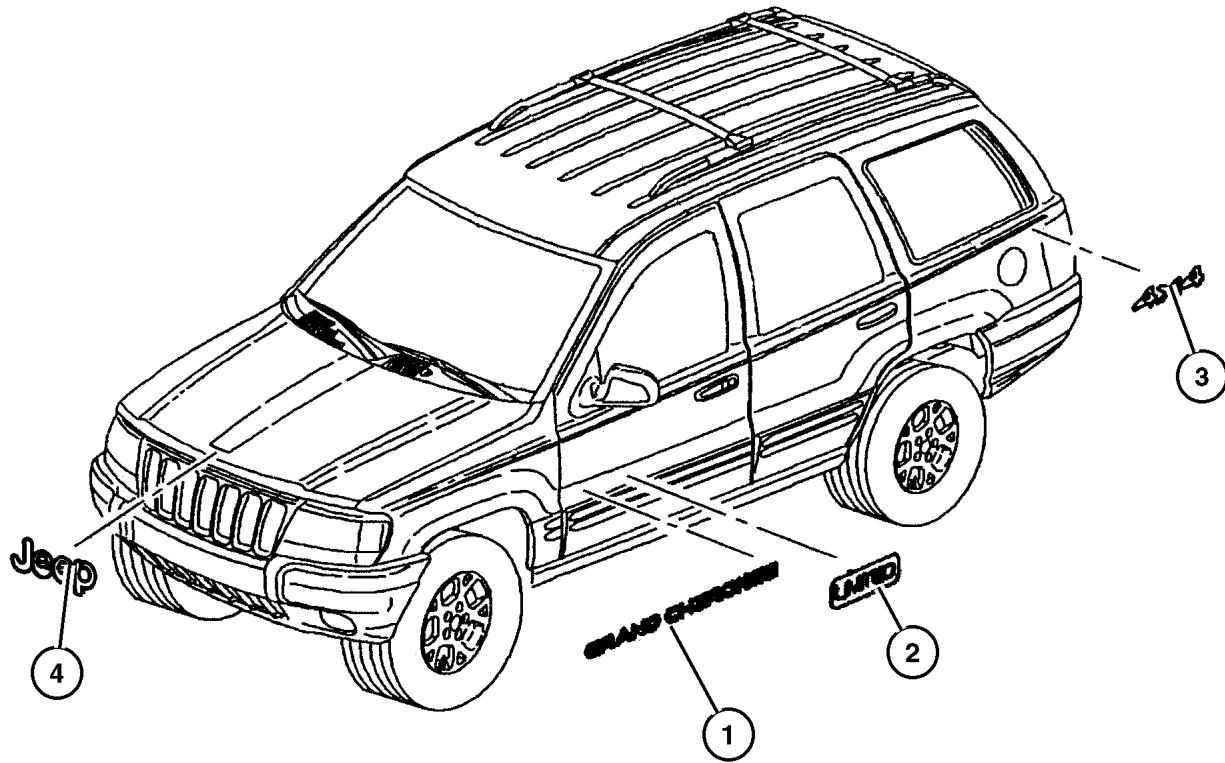
Cladding and Sill Moldings Fig. EWJ-220



<p>EWJ-100 Nameplates</p> <p>Grand Cherokee JEEP</p>	<p>EWJ-200 Moldings and Ornamentation</p> 		
---	--	--	--

Nameplates and Decals
Figure EWJ-120

ITEM	PART NUMBER	QTY	LINE	SERIES	BODY	ENGINE	TRANS	DESCRIPTION
1	5515 5621	2						NAMEPLATE, Grand Cherokee, Grand Cherokee, Chrome
2	55156 043AA	2						DIMENSIONAL GRAPHIC, Limited, Chrome
3	5515 5623	2	J					NAMEPLATE, 4x4, Chrome
4	5515 5622	2						NAMEPLATE, Jeep, Jeep, Chrome
5	5515 5620	1						NAMEPLATE, V-8 and Quadra Drive V-8 Chrome
	55155 994AA	1						Quadra Drive - Chrome
-6	#55156 599AA	2						DECAL, "60TH ANNIVERSARY EDITION"



JEEP GRAND CHEROKEE (WJ)

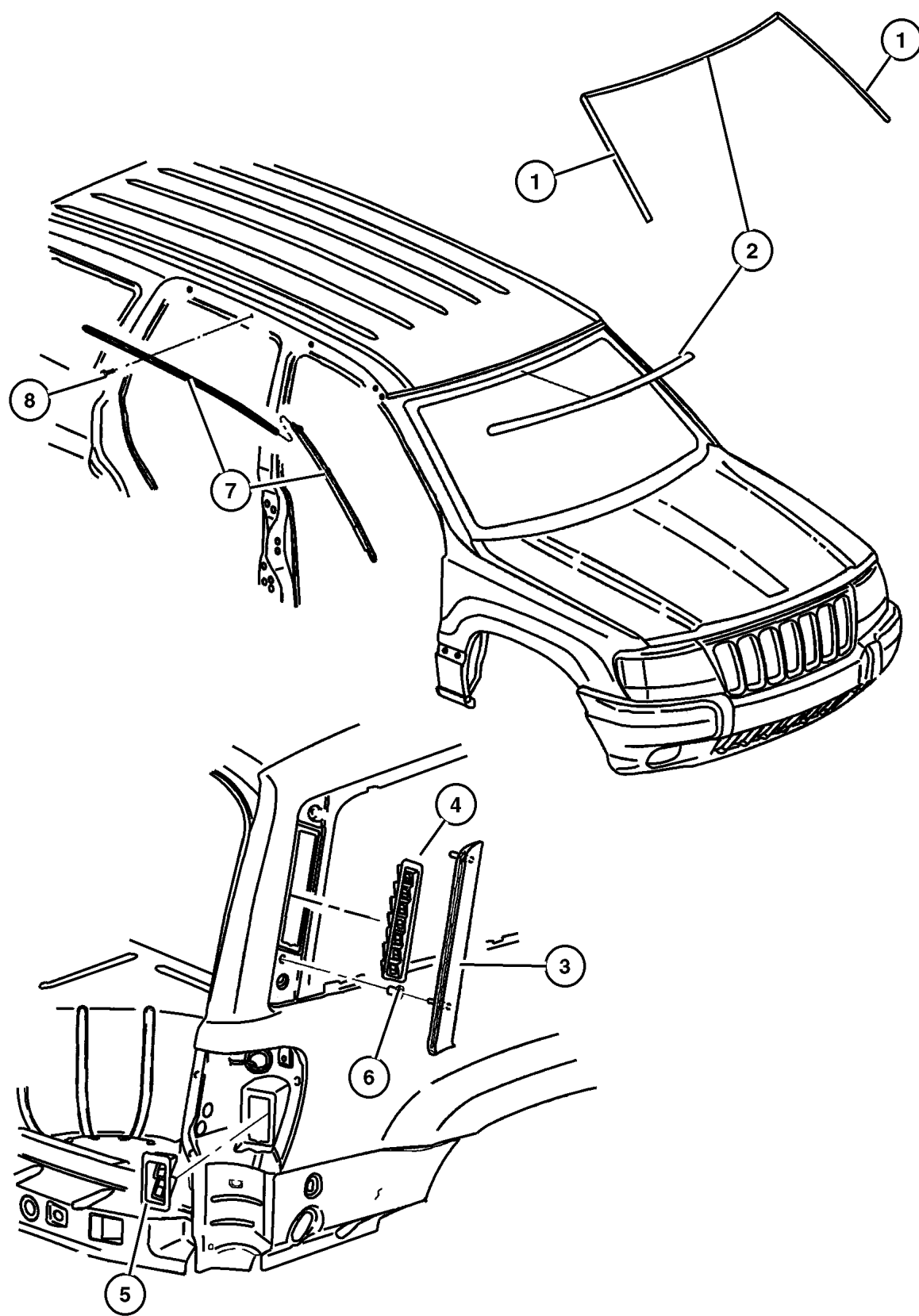
SERIES	LINE	BODY	ENGINE	TRANSMISSION
H = Laredo	J = 4WD	74 = 4 Door	ER0, ERH = 4.0L, Power Tech	DGK = 4 Speed Autm, 42RE
P = Limited	T = 2WD		EV0, EVA = 4.7L, Power Tech	DGQ = 5 Speed Automatic 5-45RFE
				DG0 = All Automatic Transm

AR = Use as required - = Non illustrated part # = New this model year

July 17, 2002

Moldings, Upper
Figure EWJ-210

ITEM	PART NUMBER	QTY	LINE	SERIES	BODY	ENGINE	TRANS	DESCRIPTION
1								MOLDING, Windshield
	55136 902AD	1						Right
	55136 903AD	1						Left
2	55135 592AC	1						MOLDING, Windshield, Upper
3								APPLIQUE, D Pillar
	5EZ20 DX8AB	1						Black Clear Coat, Right
	5EZ21 PR4AB	1						Flame Red, Left
	5EZ21 SW1AB	1						Stone White Clear Coat, Left
	5EZ21 WTHAB	1						Champagne Pearl Coat, TH, Left
	5EZ21 XGRAB	1						Shale Green, Left
	5EZ21 WULAB	1						Sienna Pearl Coat, UL, Left
	5EZ21 WBTAB	1						Patriot Blue, BT, Left
	5EZ21 XS5AB	1						Silverstone, S5, Left
	5EZ20 SW1AB	1						Stone White Clear Coat, Right
	5EZ20 PR4AB	1						Flame Red, Right
	5EZ20 WTHAB	1						Champagne Pearl Coat, TH, Right
	5EZ20 XGRAB	1						Shale Green, Right
	5EZ20 WULAB	1						Sienna Pearl Coat, UL, Right
	5EZ20 WBTAB	1						Patriot Blue, BT, Right
	5EZ20 XS5AB	1						Silverstone, S5, Right
	5EZ21 DX8AB	1						Black Clear Coat, Left
4	55136 278AF	1						EXHAUSTER, Quarter Panel, Right
5	55136 280AB	2						EXHAUSTER, Quarter Panel
6	6004 512	4						CLIP, D Pillar Exhauster
7								SEAL, Body Side
	55135 869AB	1						Right
	55135 872AB	1						Left
8								SCREW, Tapping, .164-18x.437, 06033605, (NOT SERVICED) (Not Serviced)



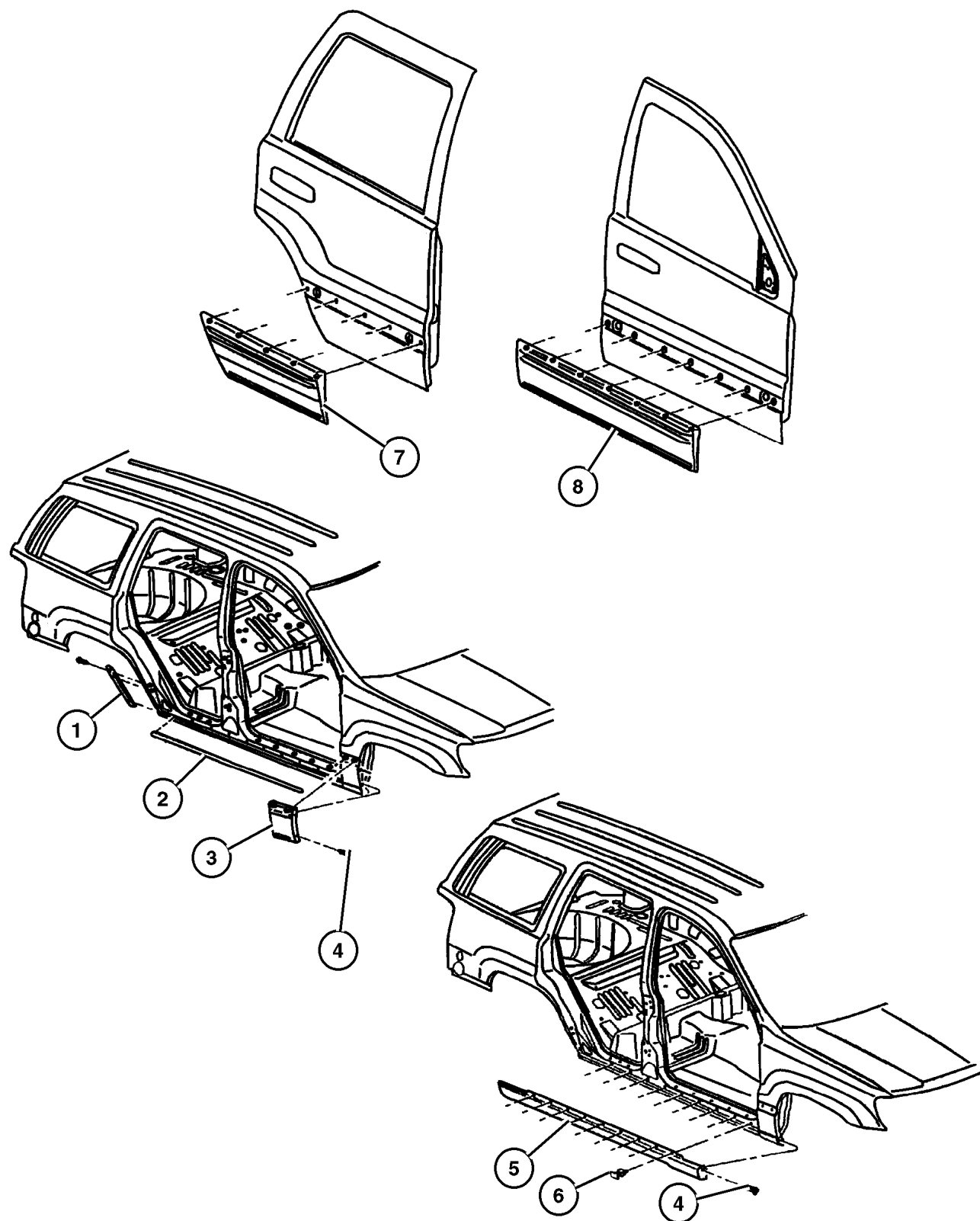
JEEP GRAND CHEROKEE (WJ)

SERIES	LINE	BODY	ENGINE	TRANSMISSION
H = Laredo	J = 4WD	74 = 4 Door	ER0, ERH = 4.0L, Power Tech	DGK = 4 Speed Autm, 42RE
P = Limited	T = 2WD		EV0, EVA = 4.7L, Power Tech	DGQ = 5 Speed Automatic 5-45RFE DG0 = All Automatic Transm

AR = Use as required - = Non illustrated part # = New this model year

July 17, 2002

Cladding and Sill Moldings Figure EWJ-220



ITEM	PART NUMBER	QTY	LINE	SERIES	BODY	ENGINE	TRANS	DESCRIPTION
Note; Sales Codes								
[ADX] = Special Apperance Package								
1	5EY8 8TZZ	1		P				CLADDING, Quarter Panel Limited, Laredo with [ADX] [Service Dealer Paint], Right
	#5EY79 YR8AB	1		H				Laredo, [K4Y], Left
	5EY8 9TZZ	1		P				Limited, Laredo with [ADX] [Service Dealer Paint], Left
	#5EY78 VF7AB	1		H				Laredo, [K4K], Right
	#5EY78 XS9AB	1		H				Laredo, [K4A], Right
	#5EY78 YBMAB	1		H				Laredo, [K4C], Right
	#5EY78 YR8AB	1		H				Laredo, [K4Y], Right
	#5EY79 VF7AB	1		H				Laredo, [K4K], Left
	#5EY79 XS9AB	1		H				Laredo, [K4A], Left
	#5EY79 YBMAB	1		H				Laredo, [K4C], Left
2	5FX65 DX9AA	2		P				MOLDING, Sill Cover Limited [Service Dealer Paint]
	#5EY64 VF7AB	1		H				Laredo, [K5K], Right
	#5EY64 XS9AB	1		H				Laredo, [K5A], Right
	#5EY64 YBMAB	1		H				Laredo, [K5C], Right
	#5EY64 YR8AB	1		H				Laredo, [K5Y], Right
	#5EY65 VF7AB	1		H				Laredo, [K5K], Left
	#5EY65 XS9AB	1		H				Laredo, [K5A], Left
	#5EY65 YBMAB	1		H				Laredo, [K5C], Left
	#5EY65 YR8AB	1		H				Laredo, [K5Y], Left
3	5015 766AA	1		P				CLADDING, Fender Limited, Laredo with [ADX] [Service Dealer Paint], Right
	#5FR17 YR8AB	1		H				Laredo, [K4Y], Left
	5015 767AA	1		P				Limited, Laredo with [ADX] [Service Dealer Paint], Left
	#5FR16 VF7AB	1		H				Laredo, [K4K], Right
	#5FR16 XS9AB	1		H				Laredo, [K4A], Right
	#5FR16 YBMAB	1		H				Laredo, [K4C], Right
	#5FR16 YR8AB	1		H				Laredo, [K4Y], Right
	#5FR17 VF7AB	1		H				Laredo, [K4K], Left
	#5FR17 XS9AB	1		H				Laredo, [K4A], Left
	#5FR17 YBMAB	1		H				Laredo, [K4C], Left
4	6035 217	4						SCREW, Round Head, .164-18.5
5	5FX65 DX9AA	2		P				MOLDING, Sill Cover, (Service Dealer Paint)
6	5FR5 6DX9	18		H, P				RETAINER
7								CLADDING, Rear Door

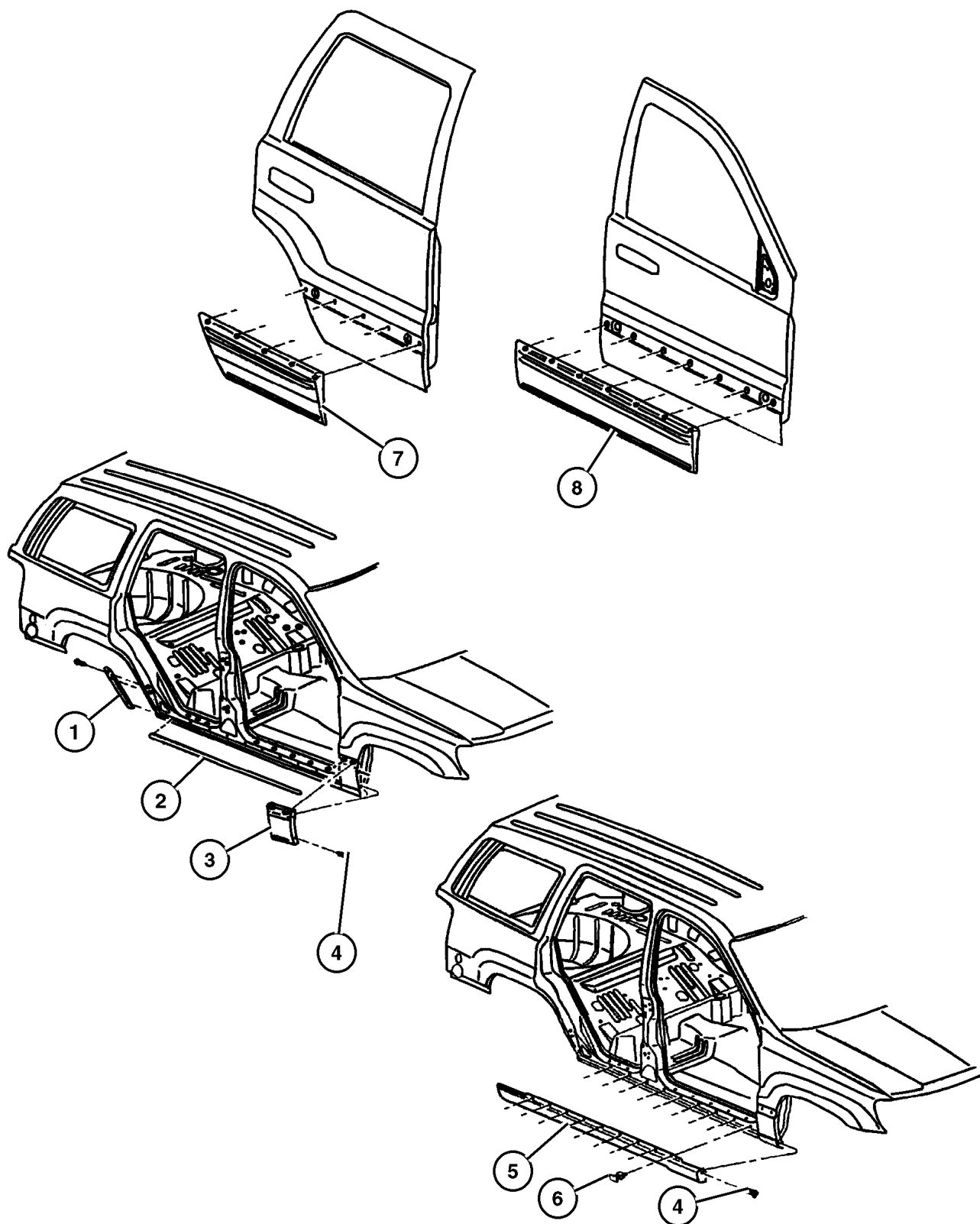
JEEP GRAND CHEROKEE (WJ)

SERIES	LINE	BODY	ENGINE	TRANSMISSION
H = Laredo	J = 4WD	74 = 4 Door	ER0, ERH = 4.0L, Power Tech	DGK = 4 Speed Autm, 42RE
P = Limited	T = 2WD		EV0, EVA = 4.7L, Power Tech	DGQ = 5 Speed Automatic
				5-45RFE
				DG0 = All Automatic Transm

AR = Use as required - = Non illustrated part # = New this model year

July 17, 2002

Cladding and Sill Moldings Figure EWJ-220



ITEM	PART NUMBER	QTY	LINE	SERIES	BODY	ENGINE	TRANS	DESCRIPTION
	5015 772AA	1		P				Limited, Laredo with [ADX] [Service Dealer Paint], Right
	#5EY75 YR8AC	1		H				Laredo, [K4Y], Left
	5015 773AA	1		P				Limited, Laredo with [ADX] [Service Dealer Paint], Left
	#5EY74 VF7AC	1		H				Laredo, [K4K], Right
	#5EY74 XS9AC	1		H				Laredo, [K4A], Right
	#5EY74 YBMAC	1		H				Laredo, [K4C], Right
	#5EY74 YR8AC	1		H				Laredo, [K4Y], Right
	#5EY75 VF7AC	1		H				Laredo, [K4K], Left
	#5EY75 XS9AC	1		H				Laredo, [K4A], Left
	#5EY75 YBMAC	1		H				Laredo, [K4C], Left
8								CLADDING, Front Door
	5015 770AA	1		P				Limited, Laredo with [ADX] [Service Dealer Paint], Right
	#5FR21 YR8AC	1		H				Laredo, [K4Y], Left
	5015 771AA	1		P				Limited, Laredo with [ADX] [Service Dealer Paint], Left
	#5FR20 VF7AC	1		H				Laredo, [K4K], Right
	#5FR20 XS9AC	1		H				Laredo, [K4A], Right
	#5FR20 YBMAC	1		H				Laredo, [K4C], Right
	#5FR20 YR8AC	1		H				Laredo, [K4Y], Right
	#5FR21 VF7AC	1		H				Laredo, [K4K], Left
	#5FR21 XS9AC	1		H				Laredo, [K4A], Left
	#5FR21 YBMAC	1		H				Laredo, [K4C], Left

JEEP GRAND CHEROKEE (WJ)

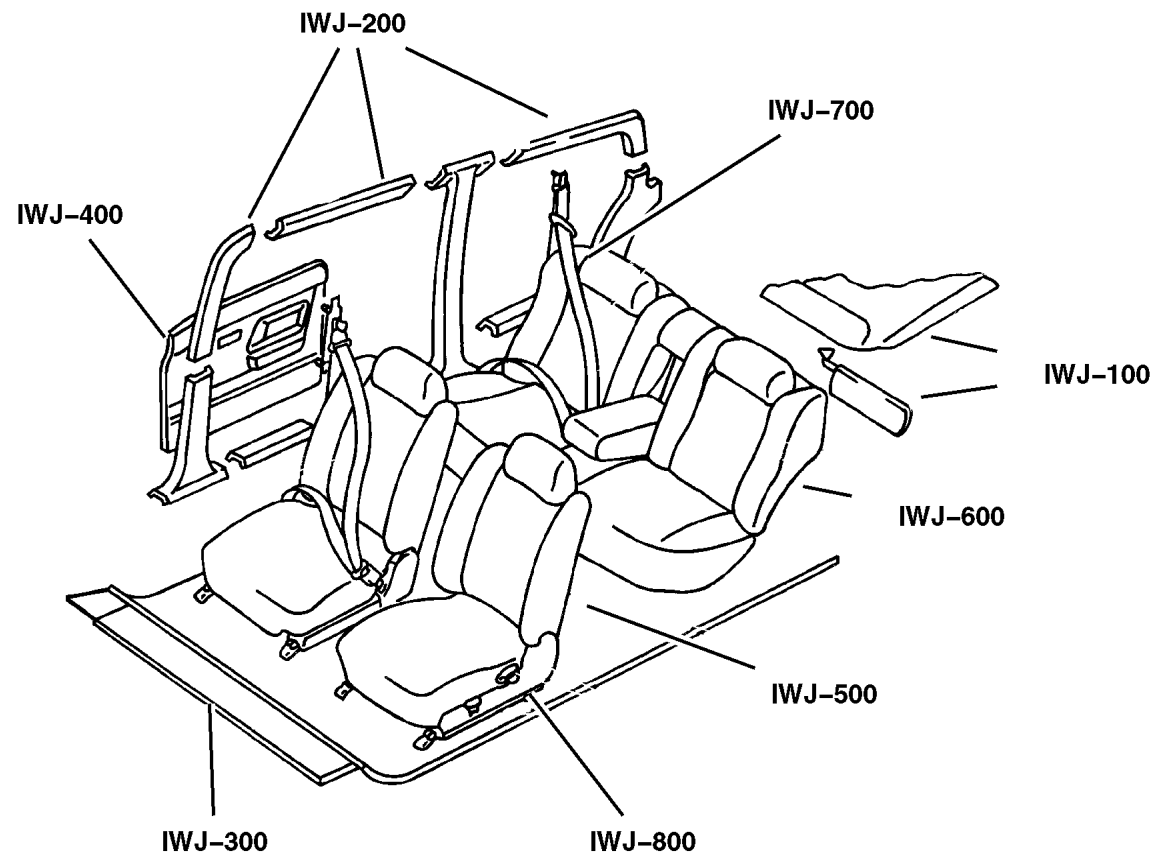
SERIES	LINE	BODY	ENGINE	TRANSMISSION
H = Laredo	J = 4WD	74 = 4 Door	ER0, ERH = 4.0L, Power Tech	DGK = 4 Speed Autm, 42RE
P = Limited	T = 2WD		EV0, EVA = 4.7L, Power Tech	DGQ = 5 Speed Automatic 5-45RFE
				DG0 = All Automatic Transm

AR = Use as required - = Non illustrated part # = New this model year

July 17, 2002

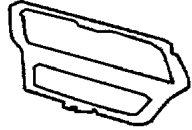
Group – IWJ

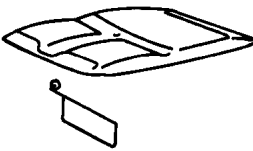

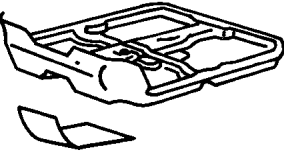
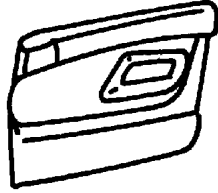
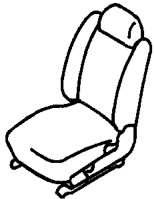
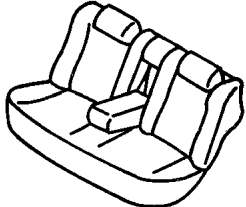
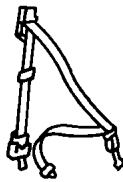
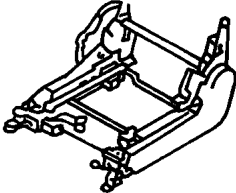
Interior Trim



Group – IWJ

Interior Trim

<p>IWJ-1000 Lift Gate Trim</p> 			
---	--	--	--

<p>IWJ-100 Headliner and Visor</p> 	<p>IWJ-200 Panel – Mouldings, Scuff Plates</p> 	<p>IWJ-300 Carpet and Tonneau Cover</p> 	<p>IWJ-400 Door Trim Panels</p> 
<p>IWJ-500 Front Seats and Attaching Parts</p> 	<p>IWJ-600 Rear Seats and Attaching Parts</p> 	<p>IWJ-700 Seat Belts – Front and Rear</p> 	<p>IWJ-800 Adjusters, Covers, Shields and Risers</p> 

GROUP IWJ - Interior Trim

Illustration Title	Group-Fig. No.
Headliner and Visor	
Headliner and Assist Handle	Fig. IWJ-110
Sunvisor	Fig. IWJ-120
Panel - Mouldings, Scuff Plates	
Front Trim Panels and Scuff Plates	Fig. IWJ-210
Rear Trim Panels	Fig. IWJ-220
Carpet and Tonneau Cover	
Carpet and Insulation	Fig. IWJ-310
Door Trim Panels	
Door Trim Panels	Fig. IWJ-410
Front Seats and Attaching Parts	
Front Seat, Cloth, Trim Code [H7]	Fig. IWJ-510
Front Seat, Leather, Trim Code [FL]	Fig. IWJ-520
Front Seat, Leather, Trim Code [EL]	Fig. IWJ-530
Rear Seats and Attaching Parts	
Rear Seat, Trim Code [H7]	Fig. IWJ-610
Rear Seat, Trim Code [FL]	Fig. IWJ-620
Rear Seat, Trim Code [EL]	Fig. IWJ-630
Seat Belts - Front and Rear	
Front Seat	Fig. IWJ-710
Rear Seat Belt	Fig. IWJ-720
Adjusters, Covers, Shields and Risers	
Recliner and Adjusters	Fig. IWJ-810
Lift Gate Trim	
Liftgate Panel and Scuff Plate	Fig. IWJ-1010

Headliner and Assist Handle Figure IWJ-110

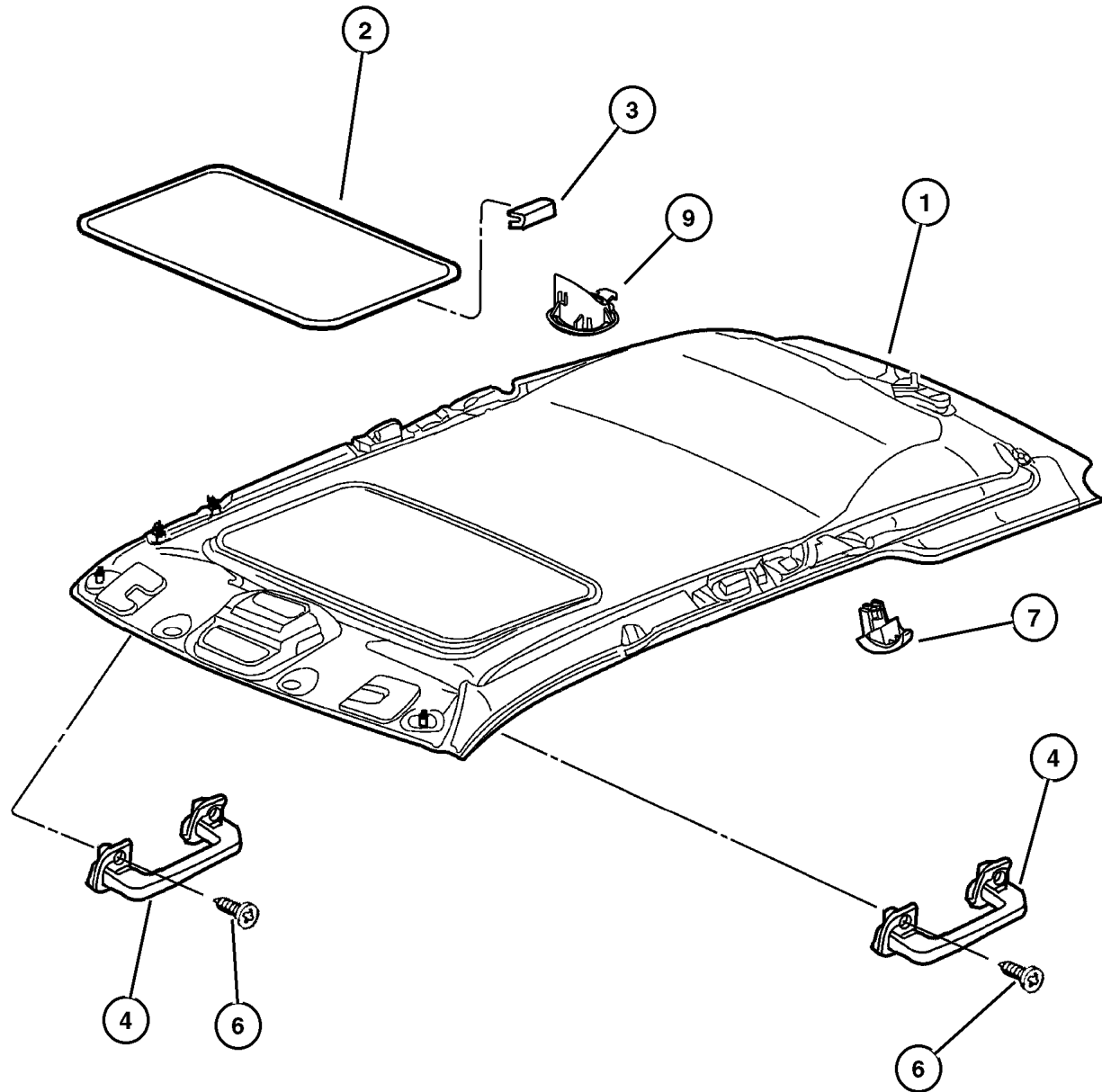
ITEM	PART NUMBER	QTY	LINE	SERIES	BODY	ENGINE	TRANS	DESCRIPTION
Sales Codes :								
[GNC] = Illuminated Vanity Mirrors								
[GNV] = With Vanity Mirror								
[GWA] = Sunroof								
[XGD] = Garage Door Opener								
1								HEADLINER
	#5FS43 TL2AD	1						[AZ, L5], Without Sunroof, With Illuminated Vanity,[GNC] Garage Door Opener, [XGD]
	#5FS43 XT5AD	1						[T5], , Without Sunroof, With Illuminated Vanity,[GNC] Garage Door Opener, [XGD]
	#5FS49 TL2AD	1						[AZ, L5], With Sunroof, [GWA]
	#5FS49 XT5AD	1						[T5], With Sunroof, [GWA]
	#5HE10 TL2AB	1						[AZ, L5], Without Sunroof, With Vanity Mirror, [GNV]
	#5HE10 XT5AB	1						[T5], Without Sunroof, With Vanity Mirror, [GNV]
2								WELT, Headliner
	5FW36 TL2AA	1						[AZ, A2, L5]
	5FW36 XT5AA	1						[T5]
3								RETAINER, Sunroof Welt
	5GD77 TL2AA	1						[AZ, A2, L5]
	5GD77 XT5AA	1						[T5]
4								HANDLE, Roof Grab
	5FS41 TL2AB	1						[AZ, A2, L5], Front,Right
	5FS41 XT5AB	1						[T5], Front,Right
	5FS6 0TL2	1						[AZ, A2, L5], With Lamp, Rear,Right
	5FS6 0XT5	1						[T5], With Lamp, Rear,Right
	5FS6 1TL2	1						[AZ, A2, L5], With Lamp, Rear,Left
	5FS6 1XT5	1						[T5], With Lamp, Rear,Left
-5	5073 251AA	8						CLIP, Z-Axis, Visor & Grab Handle Attach
6	6035 324	2						SCREW, .164-18x.75
7								HOOK, Coat
	5FS5 2TL2	2						[AZ, A2, L5]
	5FS5 2XT5	2						[T5]
-8	5016 132AA	1						CLIP, Headliner Mounting, 'Z' Clip for Coat Hook Retension
9								BEZEL, tether anchor
	#5GX26 TL2AB	1						[AZ, A2, L5], Right
	#5GX26 XT5AB	1						[T5], Right
	#5GX27 TL2AB	1						[AZ, A2, L5], Left
	#5GX27 XT5AB	1						[T5], Left
-10	55196 862AA	1						SPACER

JEEP GRAND CHEROKEE (WJ)

SERIES	LINE	BODY	ENGINE	TRANSMISSION
H = Laredo	J = 4WD	74 = 4 Door	ER0, ERH = 4.0L, Power Tech	DGK = 4 Speed Autm, 42RE
P = Limited	T = 2WD		EV0, EVA = 4.7L, Power Tech	DGQ = 5 Speed Automatic
				5-45RFE
				DG0 = All Automatic Transm

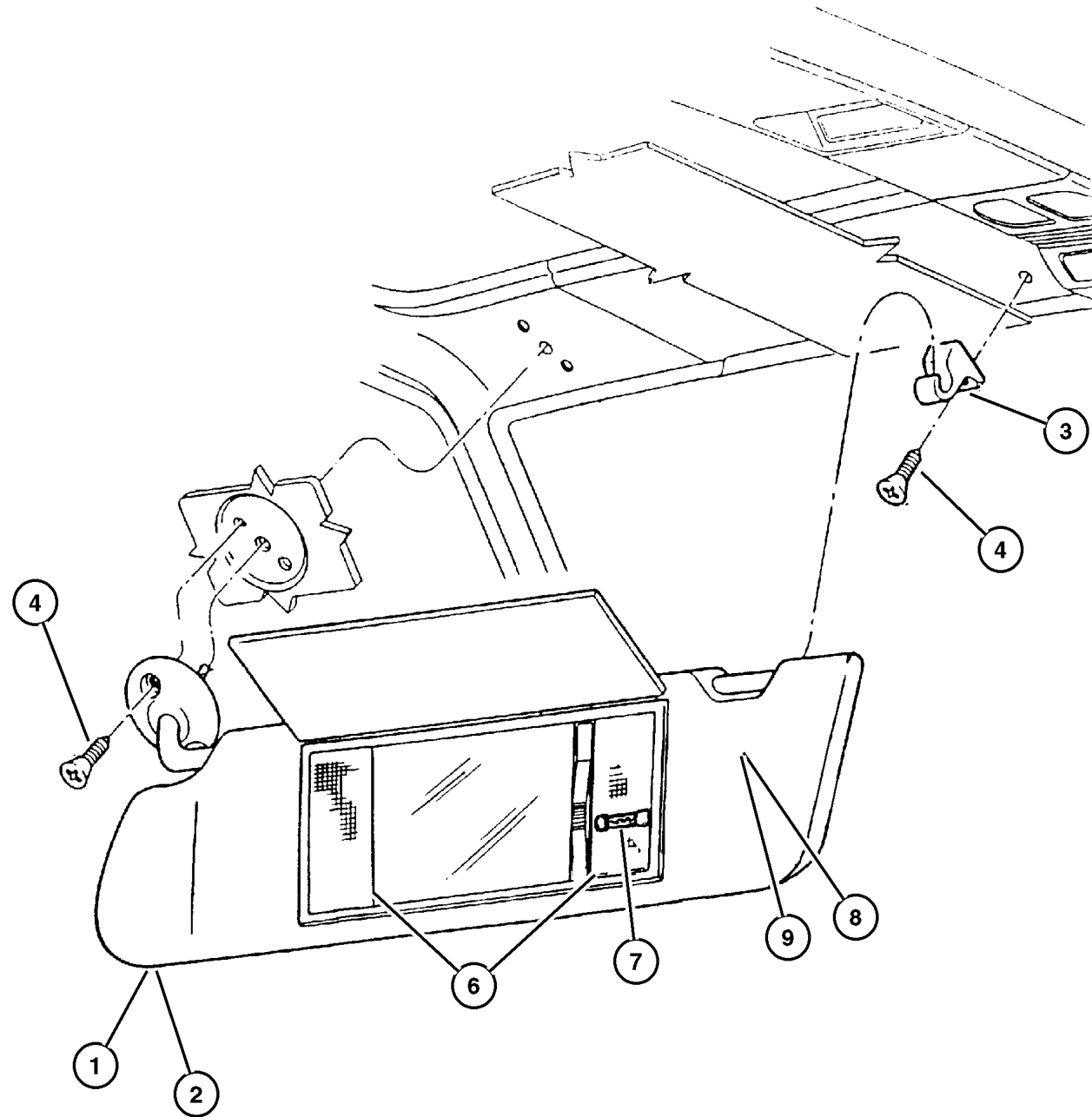
AR = Use as required - = Non illustrated part # = New this model year

July 17, 2002



**Sunvisor
Figure IWJ-120**

ITEM	PART NUMBER	QTY	LINE	SERIES	BODY	ENGINE	TRANS	DESCRIPTION
1								VISOR, Illuminated
	5HB94 TL2AA	1						[AZ, A2, L5], Right
	5HB94 XT5AA	1						[T5], Right
	5HB95 TL2AB	1						[AZ, A2, L5], Left
	5HB95 XT5AB	1						[T5], Left
2								VISOR, W/Mirror
	5HB92 TL2AA	1						[AZ, L5], Right
	5HB92 XT5AA	1						[T5], Right
	5HB93 TL2AB	1						[AZ, L5], Left
	5HB93 XT5AB	1						[T5], Left
3								SUPPORT, Visor
	5FS4 0TL2	2						[AZ, A2, L5]
	5FS4 0XT5	2						[T5]
4	6035 324	2						SCREW, .164-18x.75
-5	5073 251AA	8						CLIP, Z-Axis, Visor & Grab Handle Attach
6	4778 794	1						LENS, Illuminated Visor
7	6501 966	1						BULB, Sunvisor
8	4787 437AA	2						LABEL, Air Bag Warning
9	55352 825AA	1						LABEL, Visor Warning, CANADA ONLY, High Rollover Risk



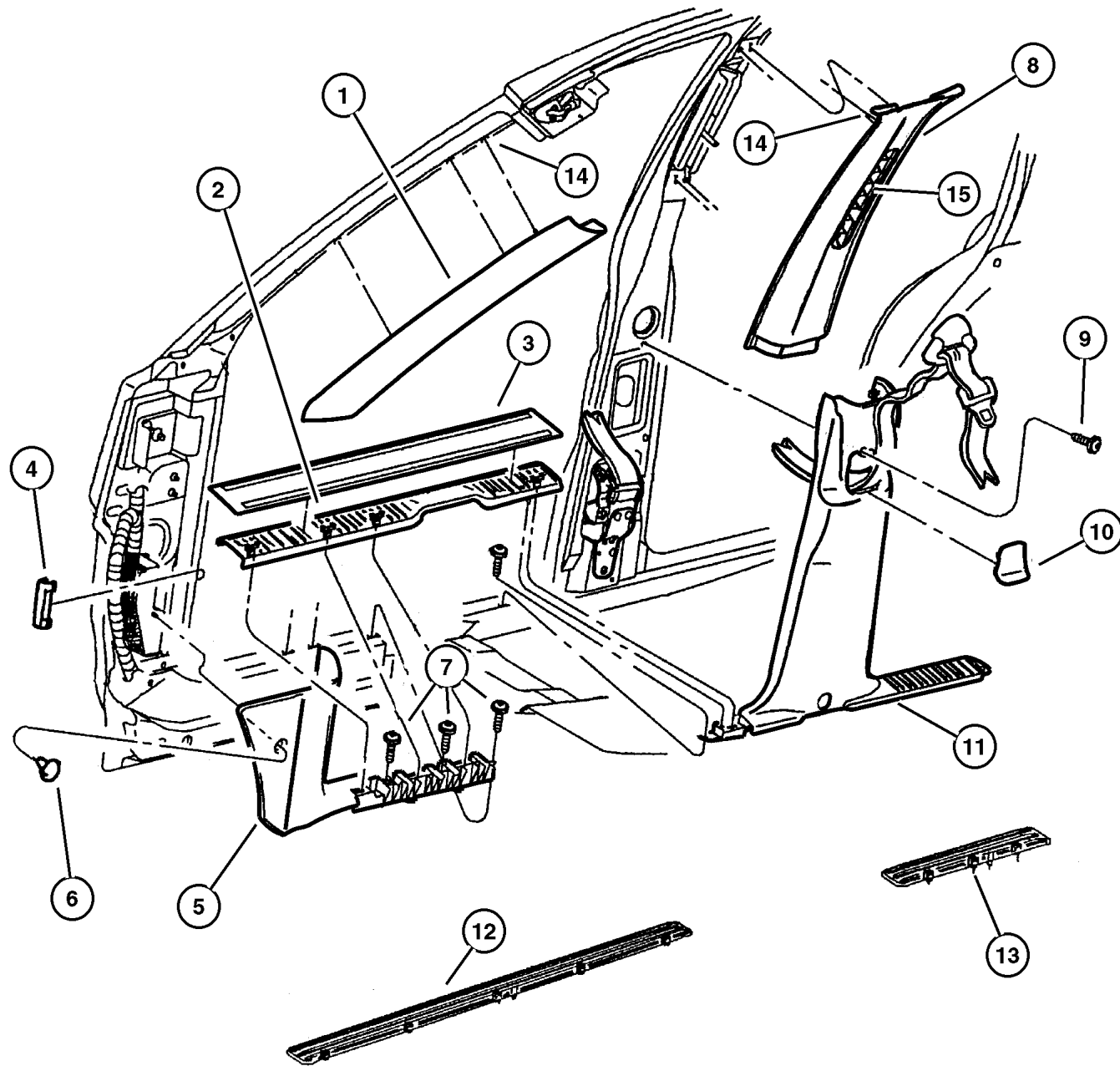
JEEP GRAND CHEROKEE (WJ)

SERIES	LINE	BODY	ENGINE	TRANSMISSION
H = Laredo	J = 4WD	74 = 4 Door	ER0, ERH = 4.0L, Power Tech	DGK = 4 Speed Autm, 42RE
P = Limited	T = 2WD		EV0, EVA = 4.7L, Power Tech	DGQ = 5 Speed Automatic 5-45RFE DG0 = All Automatic Transm

AR = Use as required - = Non illustrated part # = New this model year

July 17, 2002

Front Trim Panels and Scuff Plates
Figure IWJ-210



ITEM	PART NUMBER	QTY	LINE	SERIES	BODY	ENGINE	TRANS	DESCRIPTION
1	MOLDING, Windshield Garnish							
	5FA52 LAZAD	1						[AZ], Right
	5FA52 WL8AD	1						[L5], Right
	5FA53 LAZAD	1						[AZ], Left
	5FA53 WL8AD	1						[L5], Left
	5FA52 XT MAD	1						[T5], Right
	5FA53 XT MAD	1						[T5], Left
	5FA52 LAZAE	1						[A2], Right
5FA53 LAZAE	1						[A2], Left	
2	SILL COVER, Interior							
	5FX10 LAZAC	1						[AZ], Right
	5FX10 WL5AC	1						[L5], Right
	5FX10 XT5AC	1						[T5], Right
	5FX11 LAZAC	1						[AZ], Left
	5FX11 WL5AC	1						[L5], Left
	5FX11 XT5AC	1						[T5], Left
	5FX10 LAZAC	1						[A2], Right
5FX11 LAZAC	1						[A2], Left	
3	PROTECTOR, Door Opening, (NOT SERVICED) (Not Serviced)							
4	55196 878AA	2						CLIP, Trim Panel
5	PANEL, Cowl							
	5FA60 LAZAD	1						[AZ, A2], Right
	5FA60 WL5AD	1						[L5], Right
	5FA60 XT5AD	1						[T5], Right
	5FA61 LAZAD	1						[AZ, A2], Left
	5FA61 WL5AD	1						[L5], Left
5FA61 XT5AD	1						[T5], Left	
6	6503 339	2						NUT, Plastic
7	SCREW, .164-18x.625, (NOT SERVICED) (Not Serviced)							
8	PANEL, B Pillar							
	5FA56 LAZAB	1						[AZ], Upper,Right
	5FA56 WL5AB	1						[L5], Upper,Right
	5FA57 LAZAB	1						[AZ], Upper,Left
	5FA57 WL5AB	1						[L5], Upper,Left
	5FA56 XT5AB	1						[T5], Upper,Right
	5FA57 XT5AB	1						[T5], Upper,Left
	5FA56 LAZAB	1						[A2], Upper,Right
	5FA57 LAZAB	1						[A2], Upper,Left
9	6032 723	2						SCREW, Self Tapping, M4.2x1.69x19.05
10	COVER, B Pillar Trim Panel							
	5FP8 6LAZ	2						[AZ, A2]
	5FP8 6WL5	2						[L5]

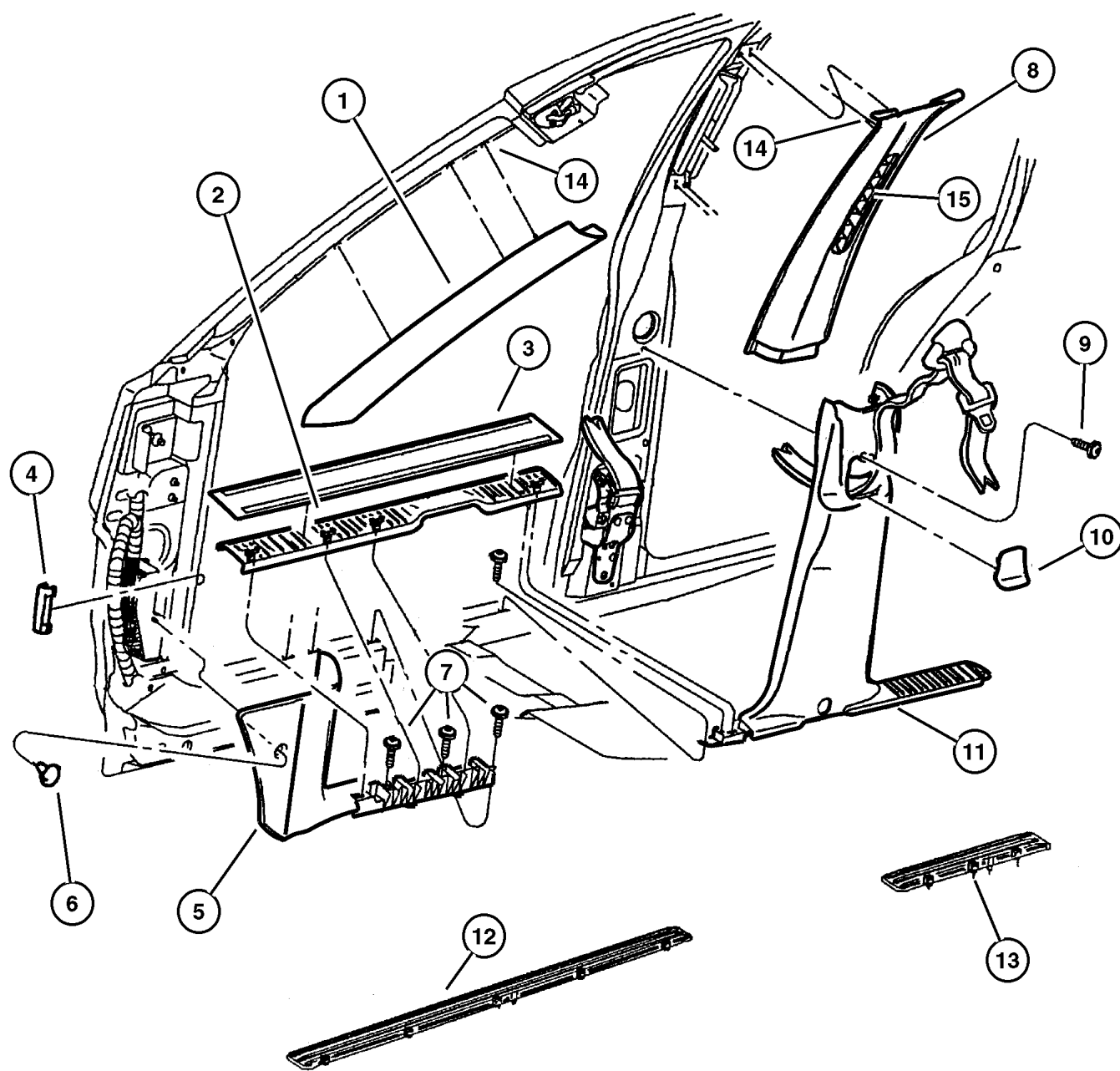
JEEP GRAND CHEROKEE (WJ)

SERIES	LINE	BODY	ENGINE	TRANSMISSION
H = Laredo	J = 4WD	74 = 4 Door	ER0, ERH = 4.0L, Power Tech	DGK = 4 Speed Autm, 42RE
P = Limited	T = 2WD		EV0, EVA = 4.7L, Power Tech	DGQ = 5 Speed Automatic
				5-45RFE
				DG0 = All Automatic Transm

AR = Use as required - = Non illustrated part # = New this model year

July 17, 2002

Front Trim Panels and Scuff Plates
Figure IWJ-210



ITEM	PART NUMBER	QTY	LINE	SERIES	BODY	ENGINE	TRANS	DESCRIPTION
	5FP8 6XT5	2						[T5]
11								PANEL, B Pillar Lower Trim
	#5FW54 LAZAB	1						[AZ, A2], Right
	#5FW54 WL5AB	1						[L5], Right
	#5FW54 XT5AB	1						[T5], Right
	5FW55 LAZAA	1						[AZ, A2], Left
	5FW55 WL5AA	1						[L5], Left
	5FW55 XT5AA	1						[T5], Left
12	5GH22 DX9AA	2						PLATE, Front Door Scuff
13	5GH23 DX9AA	2						PLATE, Rear Door Scuff
14	5521 4846	2						CLIP, Trim Panel
15								ADJUSTER, Seat Belt Turning Loop, Slider, Also serviced in B Trim Panel, Item #8
	5FS1 9LAZ	1						[AZ, A2]
	5FS1 9WL5	1						[L5]
	5FS1 9XT5	1						[T5]

JEEP GRAND CHEROKEE (WJ)

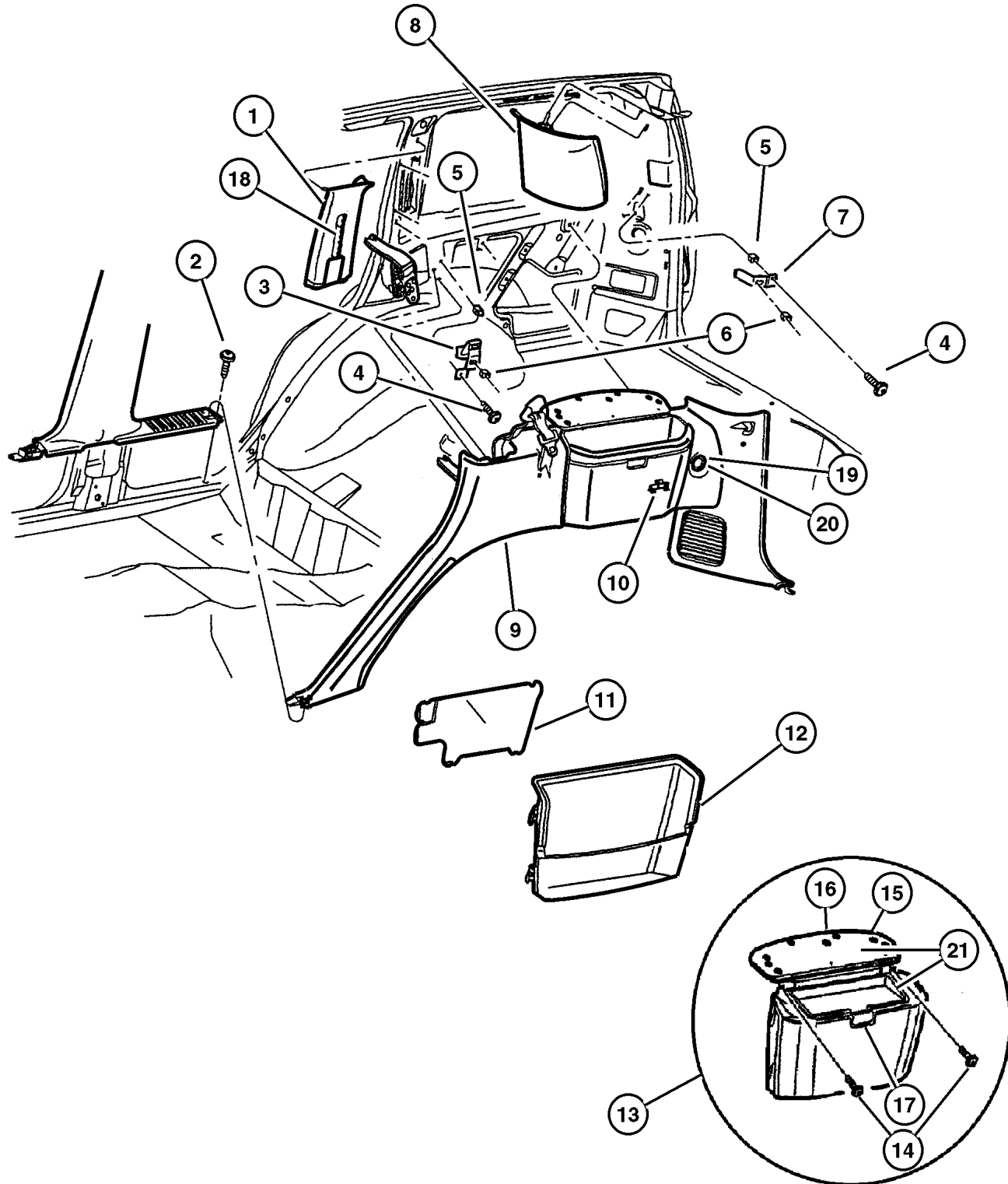
SERIES	LINE	BODY	ENGINE	TRANSMISSION
H = Laredo	J = 4WD	74 = 4 Door	ER0, ERH = 4.0L, Power Tech	DGK = 4 Speed Autm, 42RE
P = Limited	T = 2WD		EV0, EVA = 4.7L, Power Tech	DGQ = 5 Speed Automatic 5-45RFE
				DG0 = All Automatic Transm

AR = Use as required - = Non illustrated part # = New this model year

July 17, 2002

Rear Trim Panels
Figure IWJ-220

ITEM	PART NUMBER	QTY	LINE	SERIES	BODY	ENGINE	TRANS	DESCRIPTION
1								PANEL, C Pillar
	5FA78 LAZAE	1						[AZ, A2], Upper,Right
	5FA78 WL5AE	1						[L5], Upper,Right
	5FA78 XT5AE	1						[T5], Upper,Right
	5FA79 LAZAE	1						[AZ, A2], Upper,Left
	5FA79 WL5AE	1						[L5], Upper,Left
	5FA79 XT5AE	1						[T5], Upper,Left
2								SCREW, .164-18x.625, (NOT SERVICED) (Not Serviced)
3	55196 742AB	2						BRACKET, Quarter Trim, Front
4	0154 806	2						SCREW, Round Head, .164-15x1.00
5	6035 498	2						NUT, Spring Type, .164-7.5
6	6035 773	2						NUT
7	55196 744AB	2						BRACKET, Quarter Trim, Rear
8								PANEL, D Pillar Trim
	5FA72 LAZAB	1						[AZ, A2], Right
	5FA72 WL5AB	1						[L5], Right
	5FA72 XT5AB	1						[T5], Right
	5FA73 LAZAB	1						[AZ, A2], Left
	5FA73 WL5AB	1						[L5], Left
	5FA73 XT5AB	1						[T5], Left
9								PANEL, Quarter Trim
	5FA62 1AZAF	1						[AZ], Right
	5FA62 1L5AF	1						[L5], Right
	5FA62 1T5AF	1						[T5], Right
	#5GK21 1AZAA	1						[AZ], Left
	#5GK21 WL5AA	1						[L5], Left
	#5GK21 XT5AA	1						[T5], Left
	5FA62 1AZAG	1						[A2], Right
	5GK21 1AZAB	1						[A2], Left
10	#55196 901AB	4						LOOP, Cargo Tie Down
11								COVER, Bolt
	5FY38 LAZAA	1						[AZ]
	5FY38 WL5AA	1						[L5]
	5FY38 XT5AA	1						[T5]
12								BIN, Storage, Cover
	5FS1 4LAZ	1						[AZ]
	5FS1 4WL5	1						[L5]
	5FS1 4XT5	1						[T5]
13								BIN, Storage, Quarter Panel
	5FW37 1AZAD	1						[AZ, A2]
	5FW37 1L5AD	1						[L5]
	5FW37 1T5AD	1						[T5]



JEEP GRAND CHEROKEE (WJ)

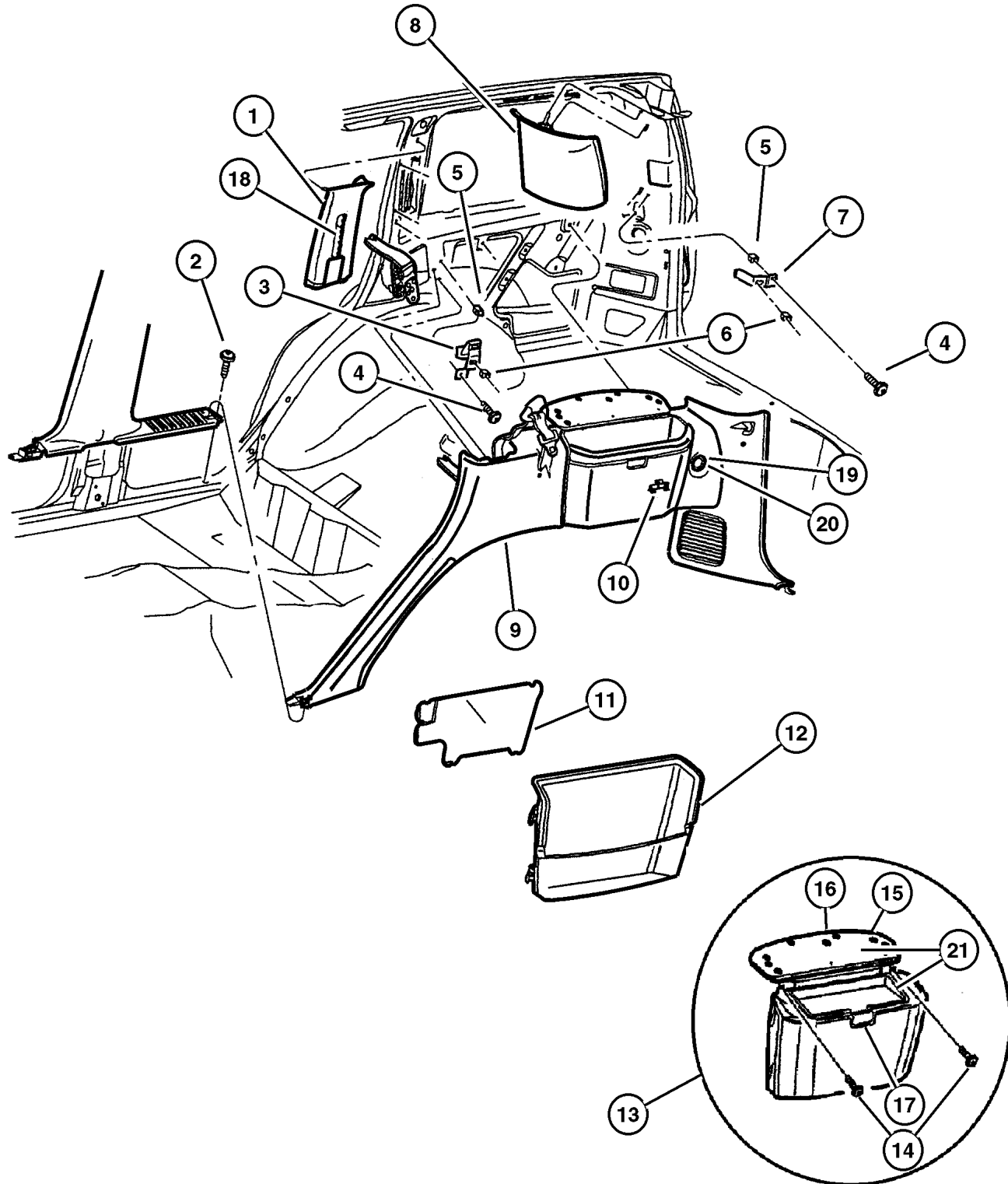
SERIES	LINE	BODY	ENGINE	TRANSMISSION
H = Laredo	J = 4WD	74 = 4 Door	ER0, ERH = 4.0L, Power Tech	DGK = 4 Speed Autm, 42RE
P = Limited	T = 2WD		EV0, EVA = 4.7L, Power Tech	DGQ = 5 Speed Automatic
				5-45RFE
				DG0 = All Automatic Transm

AR = Use as required - = Non illustrated part # = New this model year

July 17, 2002

Rear Trim Panels
Figure IWJ-220

ITEM	PART NUMBER	QTY	LINE	SERIES	BODY	ENGINE	TRANS	DESCRIPTION
14								SCREW, .164-15X.500~~, (NOT SERVICED) (Not Serviced)
15	4754 478	4						BUMPER, Armrest Lid
16	5FS2 0LAZ	1						DOOR [AZ, A2]
	5FS2 0WL5	1						[L5]
	5FS2 0XT5	1						[T5]
17	5519 6620	1						LATCH, Storage Bin Lid
18								ADJUSTER, Seat Belt Turning Loop, Sider, Also sevised in Item #1
	5FS1 9LAZ	1						[AZ, A2]
	5FS1 9WL5	1						[L5]
	5FS1 9XT5	1						[T5]
19	4685 591	1						CAP, Cigar Lighter, Power Outlet, Rear
20	HX32 DX9AB	1						PLUG, 12 V-Outlet
21	5FS21 DX9AC	1						LID, Storage Bin



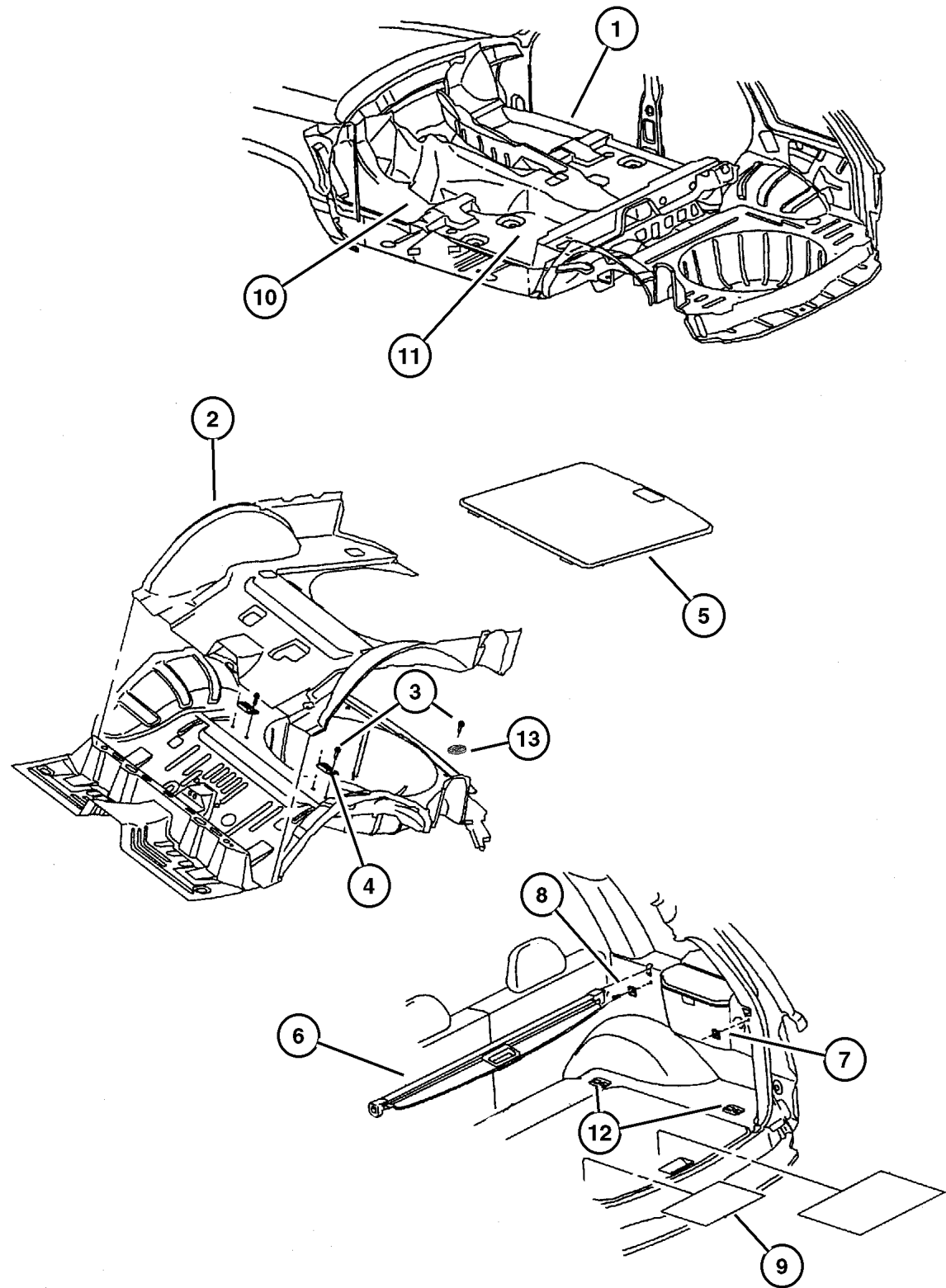
JEEP GRAND CHEROKEE (WJ)

SERIES	LINE	BODY	ENGINE	TRANSMISSION
H = Laredo	J = 4WD	74 = 4 Door	ER0, ERH = 4.0L, Power Tech	DGK = 4 Speed Autm, 42RE
P = Limited	T = 2WD		EV0, EVA = 4.7L, Power Tech	DGQ = 5 Speed Automatic 5-45RFE
				DG0 = All Automatic Transm

AR = Use as required - = Non illustrated part # = New this model year

July 17, 2002

**Carpet and Insulation
Figure IWJ-310**



ITEM	PART NUMBER	QTY	LINE	SERIES	BODY	ENGINE	TRANS	DESCRIPTION
1								CARPET, Front Floor
	5FA14 LAZAC	1						[AZ, A2]
	5FA14 WL8AC	1						[L5]
	5FA14 XTMAC	1						[T5]
2								CARPET, Cargo Floor
	5FS70 LAZAC	1						[AZ, A2]
	5FS70 WL8AC	1						[L5]
	5FS70 XTMAC	1						[T5]
3	6035 122	8						RIVET, .187x.70 Black
4	55196 748AA	2						BRACKET, Spare Tire
5								COVER, Spare Tire
	#5HB54 1AZAA	1						[AZ]
	#5HB54 1L8AA	1						[L5]
	#5HB54 1TMAA	1						[T5]
	#5HB54 1AZAB	1						[A2]
6								COVER, Cargo Compartment
	5FS27 1AZAB	1						[AZ, A2]
	5FS27 1L5AB	1						[L5]
	5FS27 1T5AB	1						[T5]
7	#55196 901AB	4						LOOP, Cargo Tie Down
8								SCREW, [.164-18x1.625], (NOT SERVICED) (Not Serviced)
9	55196 839AB	1						NET, Cargo
10								MAT KIT, Floor - Front
	8220 4400	1	J, T	H, P	74			[AZ], Black Rubber
	8220 4402	1	J, T	H, P	74			[L5], Black Rubber
	8220 4570	1	J, T	H, P	74			[AZ], Carpeted
	8220 4571	1	J, T	H, P	74			[L5], Carpeted
	8220 4409	1						[AZ], Carpeted With Jeep Logo
	8220 4410	1						[L5], Carpeted With Jeep Logo
	#8220 6491	1			74			[T5], Carpeted With Jeep Logo
	#5JB35 1AZAA	1		P				[60TH] Anniversary, Front and Rear
11								MAT KIT, Floor - Rear
	8220 4413	1	J, T	H, P	74			[K5], Carpeted With Jeep Logo
	#8220 6492	1			74			[T5], Carpeted With Jeep Logo
	8220 3303	1	J, T	H, P	74			[AZ], Black Rubber
	8220 4404	1	J, T	H, P	74			[K5], Black Rubber
	8220 4405	1	J, T	H, P	74			[L5], Black Rubber
	8220 4573	1	J, T	H, P	74			[AZ], Carpeted
	8220 4574	1	J, T	H, P	74			[L5], Carpeted
	8220 4575	1	J, T	H, P	74			[K5], Carpeted
	8220 4412	1						[AZ], Carpeted With Jeep Logo
	8220 4414	1						[L5], Carpeted With Jeep Logo
12	5015 592AA	4						LOOP, Cargo Tie Down

JEEP GRAND CHEROKEE (WJ)

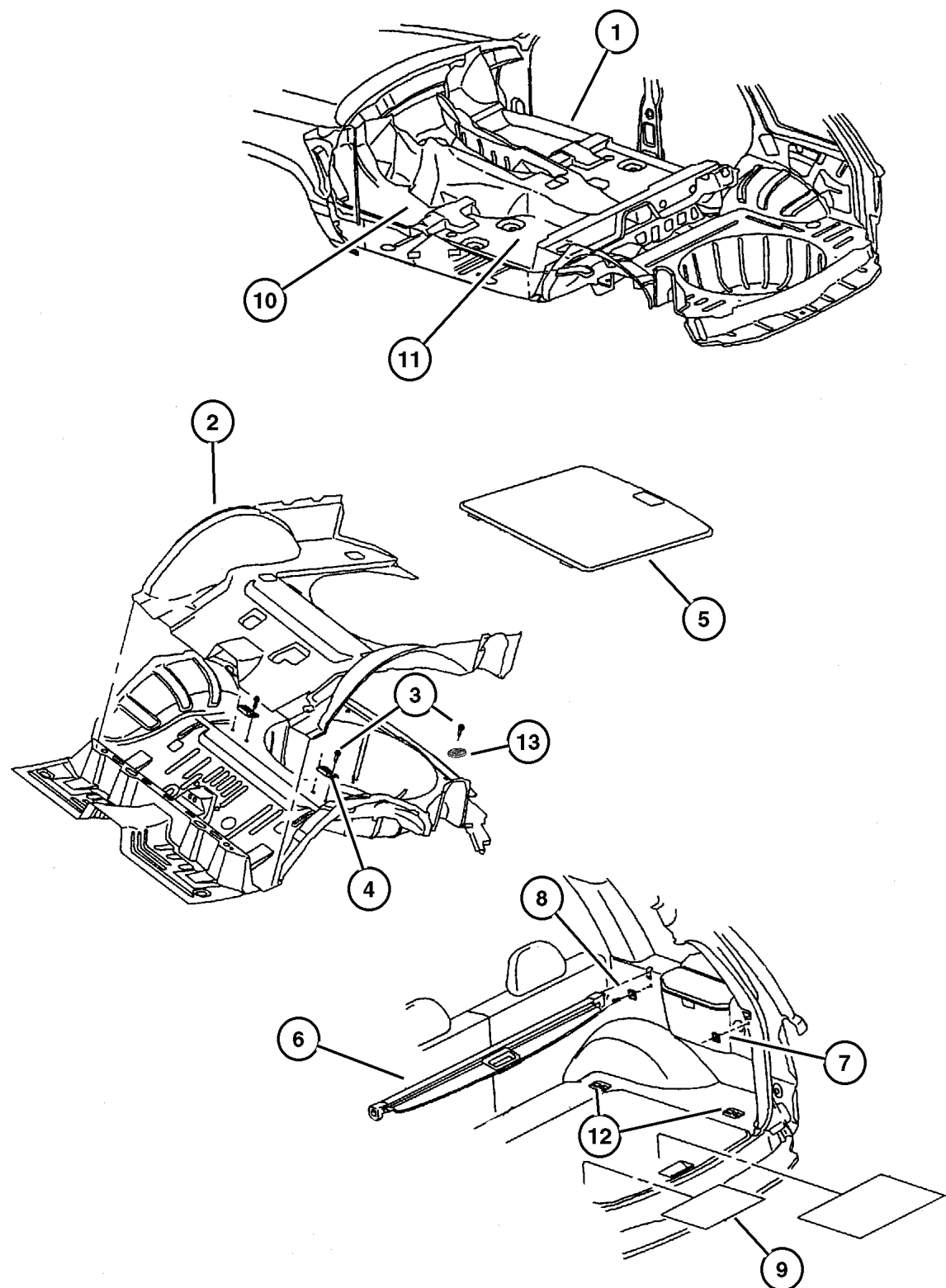
SERIES	LINE	BODY	ENGINE	TRANSMISSION
H = Laredo	J = 4WD	74 = 4 Door	ER0, ERH = 4.0L, Power Tech	DGK = 4 Speed Autm, 42RE
P = Limited	T = 2WD		EV0, EVA = 4.7L, Power Tech	DGQ = 5 Speed Automatic
				5-45RFE
				DG0 = All Automatic Transm

AR = Use as required - = Non illustrated part # = New this model year

July 17, 2002

Carpet and Insulation Figure IWJ-310

ITEM	PART NUMBER	QTY	LINE	SERIES	BODY	ENGINE	TRANS	DESCRIPTION
13	55196 832AB	2						RETAINER, Dual Lock
-14	55196 834AA	1						CLIP, Carpet

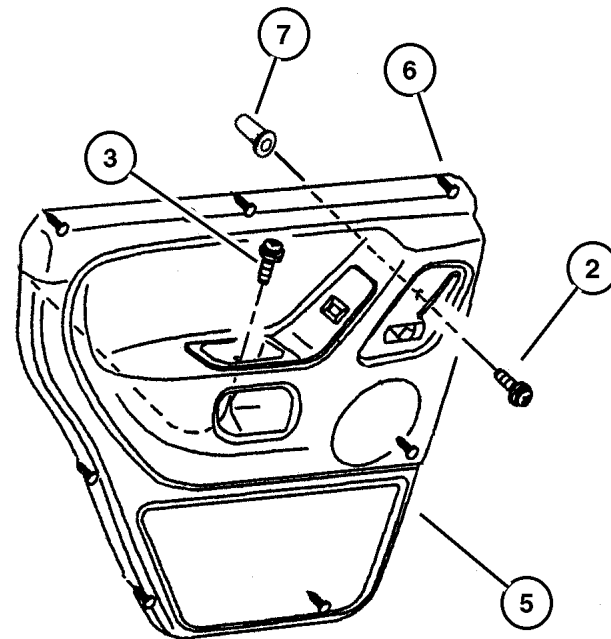
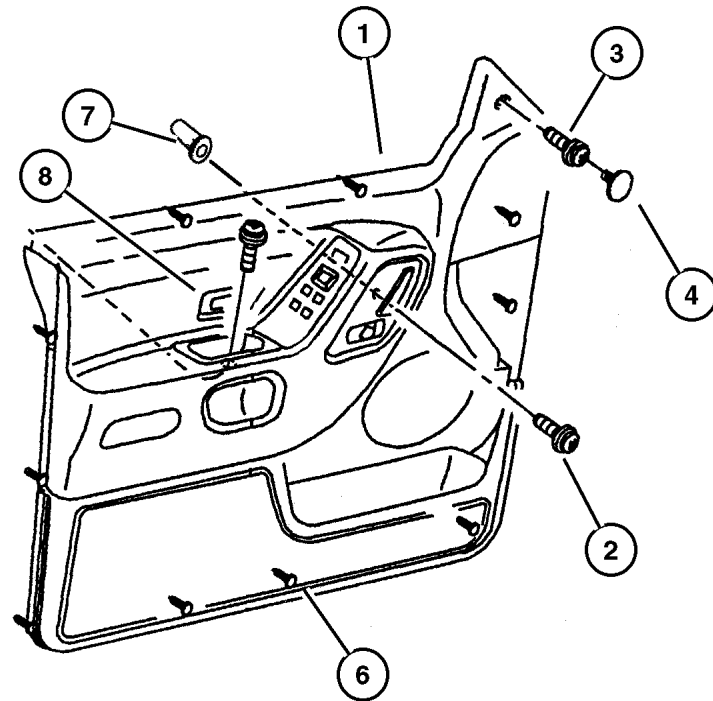


JEEP GRAND CHEROKEE (WJ)			
SERIES	LINE	BODY	ENGINE
H = Laredo	J = 4WD	74 = 4 Door	ER0, ERH = 4.0L, Power Tech
P = Limited	T = 2WD		EV0, EVA = 4.7L, Power Tech
			TRANSMISSION
			DGK = 4 Speed Autm, 42RE
			DGQ = 5 Speed Automatic
			5-45RFE
			DG0 = All Automatic Transm

AR = Use as required - = Non illustrated part # = New this model year

July 17, 2002

Door Trim Panels Figure IWJ-410



ITEM	PART NUMBER	QTY	LINE	SERIES	BODY	ENGINE	TRANS	DESCRIPTION
1								PANEL, Front Door Trim
	TM02 1AZAA	1		H				[AZ], Right
	TM05 1AZAA	1		H				[AZ], With Infinity, Left
	TM05 1L5AA	1		H				[L5], With Infinity, Left
	TM05 1T5AA	1		H				[T5], With Infinity, Left
	#UG52 1AZAA	1		P				[AZ, A2], Right
	#UG52 1L5AA	1		P				[L5], Right
	#UG52 1T5AA	1		P				[T5], Right
	#UG57 1AZAA	1		P				[AZ, A2], Left
	#UG57 1L5AA	1		P				[L5], Left
	#UG57 1T5AA	1		P				[T5], Left
	TM02 1L5AA	1		H				[L5], Right
	TM02 1T5AA	1		H				[T5], Right
	TM03 1AZAA	1		H				[AZ], Left
	TM03 1L5AA	1		H				[L5], Left
	TM03 1T5AA	1		H				[T5], Left
	TM04 1AZAA	1		H				[AZ], With Infinity, Right
	TM04 1L5AA	1		H				[L5], With Infinity, Right
	TM04 1T5AA	1		H				[T5], With Infinity, Right
2								SCREW, M5X0.8X16.00~~, (NOT SERVICED) (Not Serviced)
3	6032 723	4						SCREW, Self Tapping, M4.2x1.69x19.05
4								PLUG, Door Trim Panel
	5FC1 1LAZ	2						[AZ, A2]
	5FC1 1WL8	2						[L5]
	5FC1 1XTM	2						[T5]
5								PANEL, Rear Door Trim
	TM08 1AZAA	1		H				[AZ], Right
	#UD67 1AZAA	1		P				[AZ, A2], Left
	#UD67 1L5AA	1		P				[L5], Left
	#UD67 1T5AA	1		P				[T5], Left
	TM08 1L5AA	1		H				[L5], Right
	TM08 1T5AA	1		H				[T5], Right
	TM09 1AZAA	1		H				[AZ], Left
	TM09 1L5AA	1		H				[L5], Left
	TM09 1T5AA	1		H				[T5], Left
	#UD66 1AZAA	1		P				[AZ, A2], Right
	#UD66 1L5AA	1		P				[L5], Right
	#UD66 1T5AA	1		P				[T5], Right
6								FASTENER, Door Trim Panel
	6503 204	11		H				Front,Door
		11		P				Front,Door
		9		P				Rear,Door

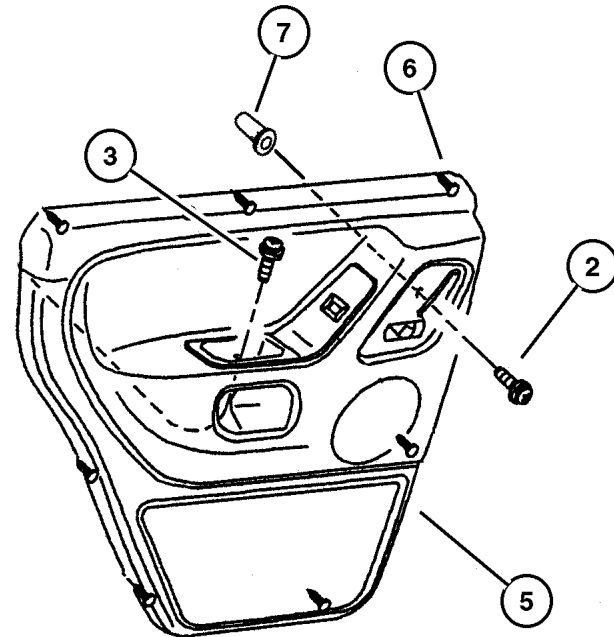
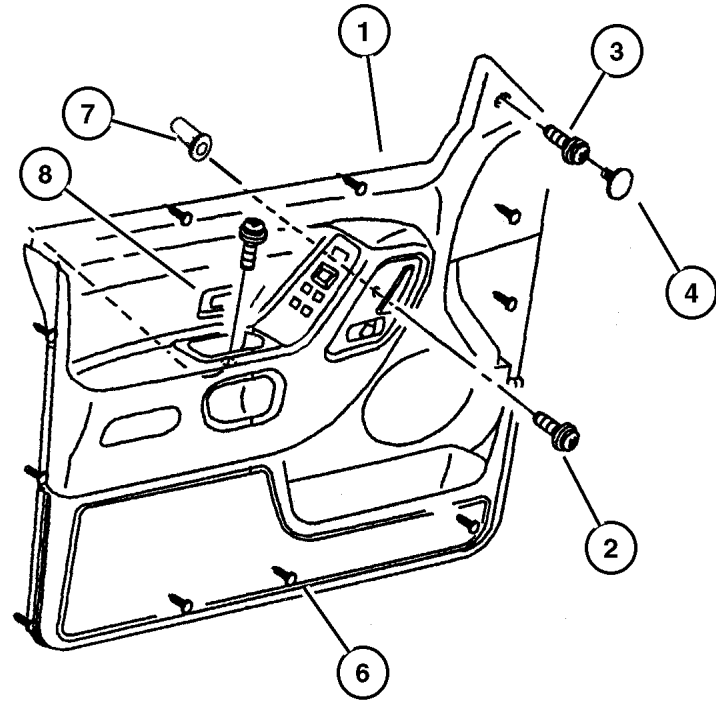
JEEP GRAND CHEROKEE (WJ)

SERIES	LINE	BODY	ENGINE	TRANSMISSION
H = Laredo	J = 4WD	74 = 4 Door	ER0, ERH = 4.0L, Power Tech	DGK = 4 Speed Autm, 42RE
P = Limited	T = 2WD		EV0, EVA = 4.7L, Power Tech	DGQ = 5 Speed Automatic
				5-45RFE
				DG0 = All Automatic Transm

AR = Use as required - = Non illustrated part # = New this model year

July 17, 2002

Door Trim Panels Figure IWJ-410



ITEM	PART NUMBER	QTY	LINE	SERIES	BODY	ENGINE	TRANS	DESCRIPTION
		9		H				Rear,Door
7	6505 201AA	2						NUT
8								BEZEL, Switch, Memory
	#UH63 1AZAA	1		P				[A2, A2]
	#UH63 1L5AA	1		P				[L5]
	#UH63 1T5AA	1		P				[T5]

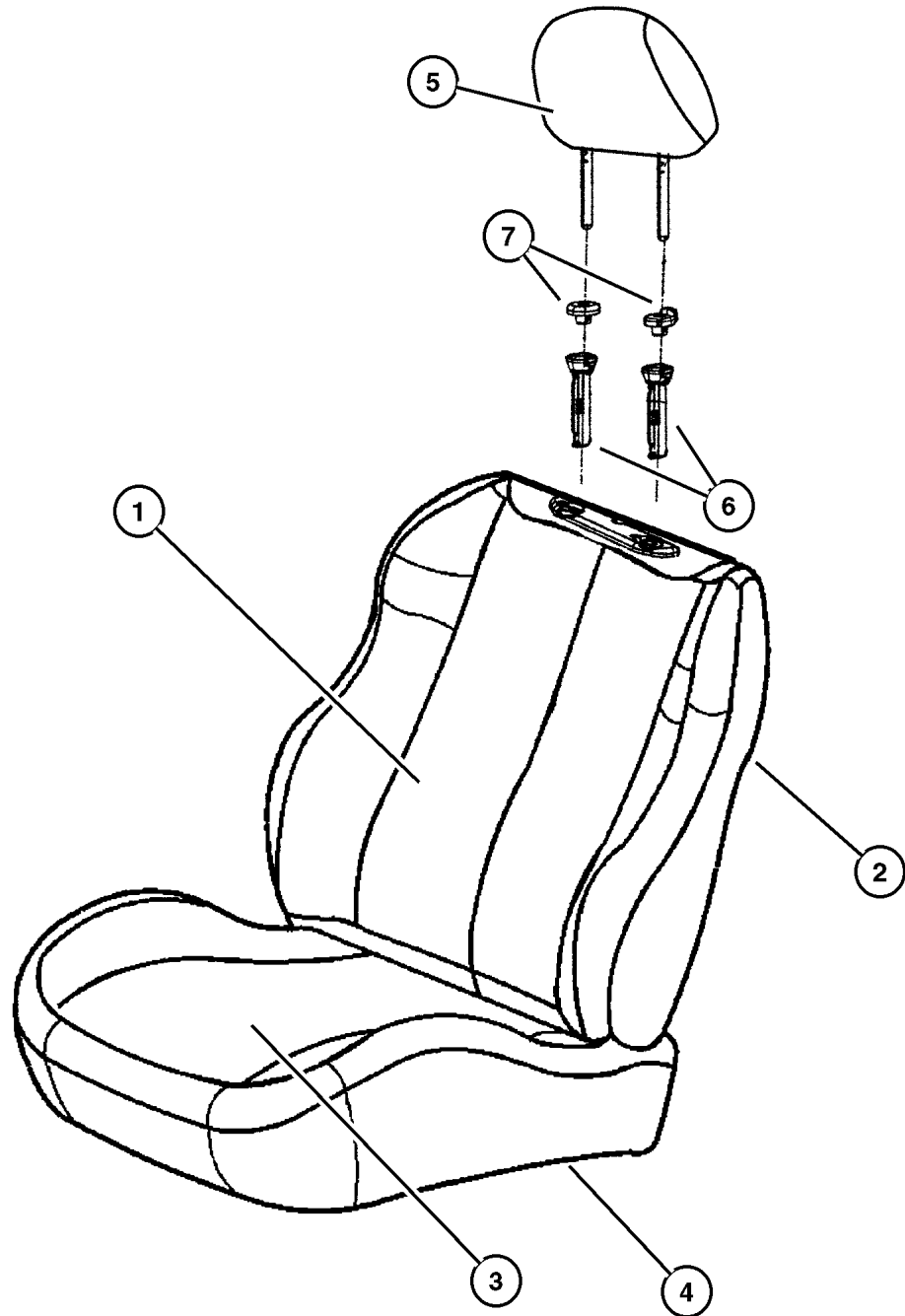
JEEP GRAND CHEROKEE (WJ)

SERIES	LINE	BODY	ENGINE	TRANSMISSION
H = Laredo	J = 4WD	74 = 4 Door	ER0, ERH = 4.0L, Power Tech	DGK = 4 Speed Autm, 42RE
P = Limited	T = 2WD		EV0, EVA = 4.7L, Power Tech	DGQ = 5 Speed Automatic
				5-45RFE
				DG0 = All Automatic Transm

AR = Use as required - = Non illustrated part # = New this model year

July 17, 2002

**Front Seat, Cloth, Trim Code [H7]
Figure IWJ-510**



ITEM	PART NUMBER	QTY	LINE	SERIES	BODY	ENGINE	TRANS	DESCRIPTION
1								COVER, Front Seat Back
	SK31 1AZAA	2						[AZ], Up to 12-7-00
	SK31 1L5AA	2						[L5], Up to 12-7-00
	SK31 1T5AA	2						[T5], Up to 12-7-00
	#WG37 1AZAA	1						[AZ], After 12-7-00
	#WG37 1L5AA	1						[L5], After 12-7-00
	#WG37 1T5AA	1						[T5], After 12-7-00
2								BACK, Front Seat
	SK40 1AZAA	1						[AZ], Up to 12-7-00, Right
	#WG39 1AZAA	1						[AZ], After 12-7-00, Left
	#WG39 1L5AA	1						[L5], After 12-7-00, Left
	#WG39 1T5AA	1						[T5], After 12-7-00, Left
	SK40 1L5AA	1						[L5], Up to 12-7-00, Right
	SK40 1T5AA	1						[T5], Up to 12-7-00, Right
	SK41 1AZAA	1						[AZ], Up to 12-7-00, Left
	SK41 1L5AA	1						[L5], Up to 12-7-00, Left
	SK41 1T5AA	1						[T5], Up to 12-7-00, Left
	#WG38 1AZAA	1						[AZ], After 12-7-00, Right
	#WG38 1L5AA	1						[L5], After 12-7-00, Right
	#WG38 1T5AA	1						[T5], After 12-7-00, Right
3								COVER AND PAD, Cushion
	TY72 1AZAA	1						[AZ], Right
	TY72 1L5AA	1						[L5], Right
	TY72 1T5AA	1						[T5], Right
	TY73 1AZAA	1						[AZ], Left
	TY73 1L5AA	1						[L5], Left
	TY73 1T5AA	1						[T5], Left
4								FRAME, Front Seat
	4856 470	1						Right
	4856 471	1						Left
5								HEADREST, Front
	TH69 1AZAA	2						[AZ]
	TH69 1L5AA	2						[L5]
	TH69 1T5AA	2						[T5]
6	5013 152AA	2						CYLINDER, Headrest
7								COVER, Headrest Sleeve
	#UK04 1AZAA	1						[AZ], Without Button, Right
	#UK04 1L5AA	1						[L5], Without Button, Right
	#UK04 1T5AA	1						[T5], Without Button, Right
	#UK05 1AZAA	1						[AZ], With Button, Left
	#UK05 1L5AA	1						[L5], With Button, Left
	#UK05 1T5AA	1						[T5], With Button, Left
-8	4740 415	1						EXTENDER, Seat Belt

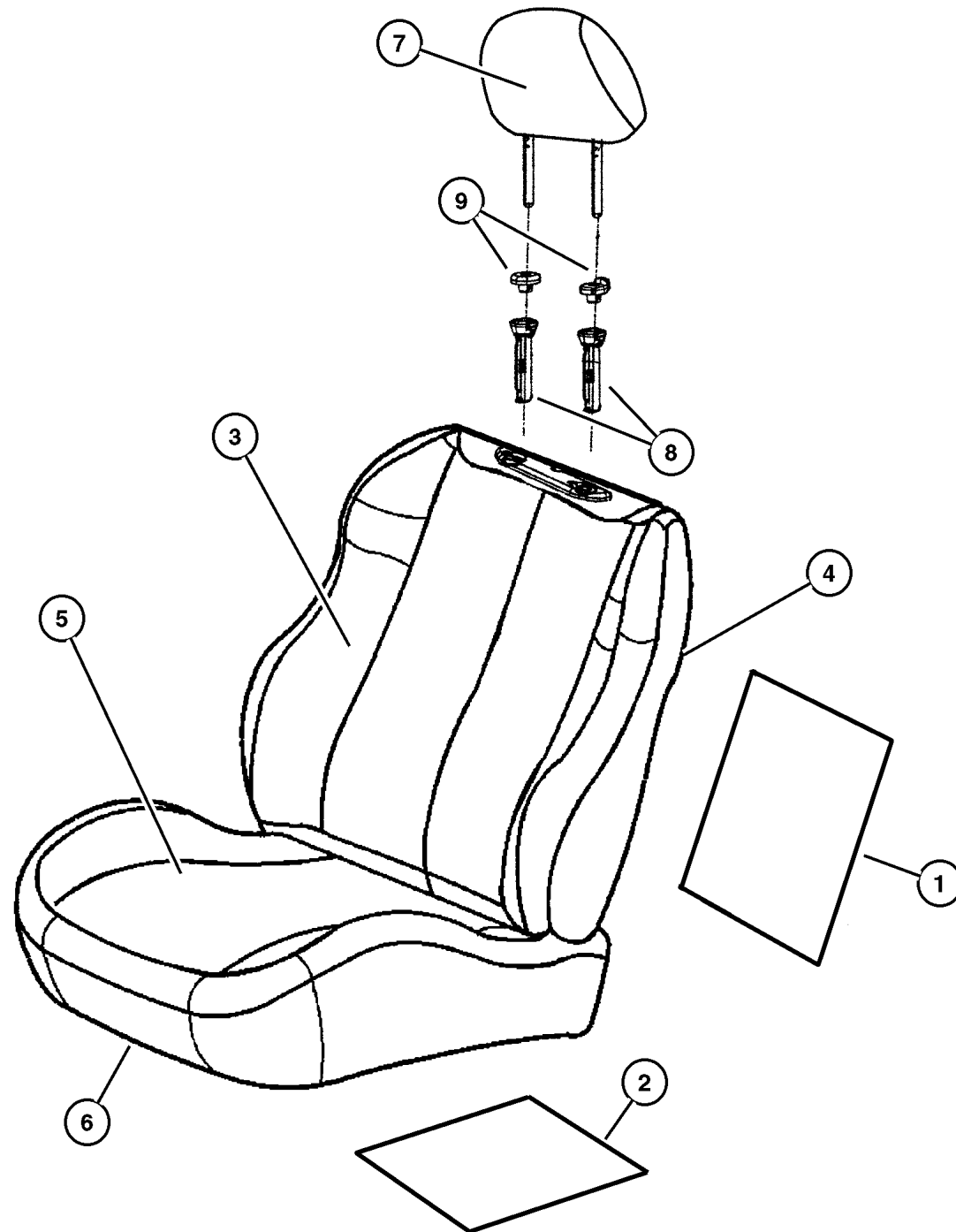
JEEP GRAND CHEROKEE (WJ)

SERIES	LINE	BODY	ENGINE	TRANSMISSION
H = Laredo	J = 4WD	74 = 4 Door	ER0, ERH = 4.0L, Power Tech	DGK = 4 Speed Autm, 42RE
P = Limited	T = 2WD		EV0, EVA = 4.7L, Power Tech	DGQ = 5 Speed Automatic
				5-45RFE
				DG0 = All Automatic Transm

AR = Use as required - = Non illustrated part # = New this model year

July 17, 2002

**Front Seat, Leather, Trim Code [FL]
Figure IWJ-520**



ITEM	PART NUMBER	QTY	LINE	SERIES	BODY	ENGINE	TRANS	DESCRIPTION
Note: Sales Codes								
[JP2]= Power Seats 10-Way Power With Map Pocket.								
[JPX] = Power Heated								
1	#5072 485AA	1						HEATER, Pad, Peel and Stick, After 10/1/00, Seat Back
2	#5072 486AA	1						HEATER, Pad, Peel and Stick, After 10/1/00, Cushion
3	TZ55 1AZAA	2						COVER, Front Seat Back [AZ], Heated, Sales Code [JPX], Up to 10/01/00
	TZ55 1L5AA	2						[L5], Heated, Sales Code [JPX], Up to 10/01/00
	TZ55 1T5AA	2						[T5], Heated, Sales Code [JPX], Up to 10/01/00
	TU16 1AZAA	2						[AZ], Non-Heated, Sales Code [JPX], Up to 10/01/00, Heated and Non-Heated After 10/01/00
	TU16 1L5AA	2						[L5], Non-Heated, Sales Code [JPX], Up to 10/01/00, Heated and Non-Heated After 10/01/00
	TU16 1T5AA	2						[T5], Non-Heated, Sales Code [JPX], Up to 10/01/00, Heated and Non-Heated After 10/01/00
4	TZ42 1AZAA	1						BACK, Front Seat [AZ], With Map Pocket, Sales Code [JP2], Right
	TZ44 1AZAA	1						[AZ], Heated, Sales Code [JPX], Up to 10/01/00, Right
	TZ44 1L5AA	1						[L5], Heated, Sales Code [JPX], Up to 10/01/00, Right
	TZ44 1T5AA	1						[T5], Heated, Sales Code [JPX], Up to 10/01/00, Right
	#WB08 1AZAA	1						[AZ], Heated, Sales Code [JPX], After 10/01/00, Right
	#WB08 1L5AA	1						[L5], Heated, Sales Code [JPX], After 10/01/00, Right
	#WB08 1T5AA	1						[T5], Heated, Sales Code [JPX], After 10/01/00, Right
	#WB09 1AZAA	1						[AZ], Heated, Sales Code [JPX], After 10/01/00, Left
	#WB09 1L5AA	1						[L5], Heated, Sales Code [JPX], After 10/01/00, Left
	#WB09 1T5AA	1						[T5], Heated, Sales Code [JPX], After 10/01/00, Left

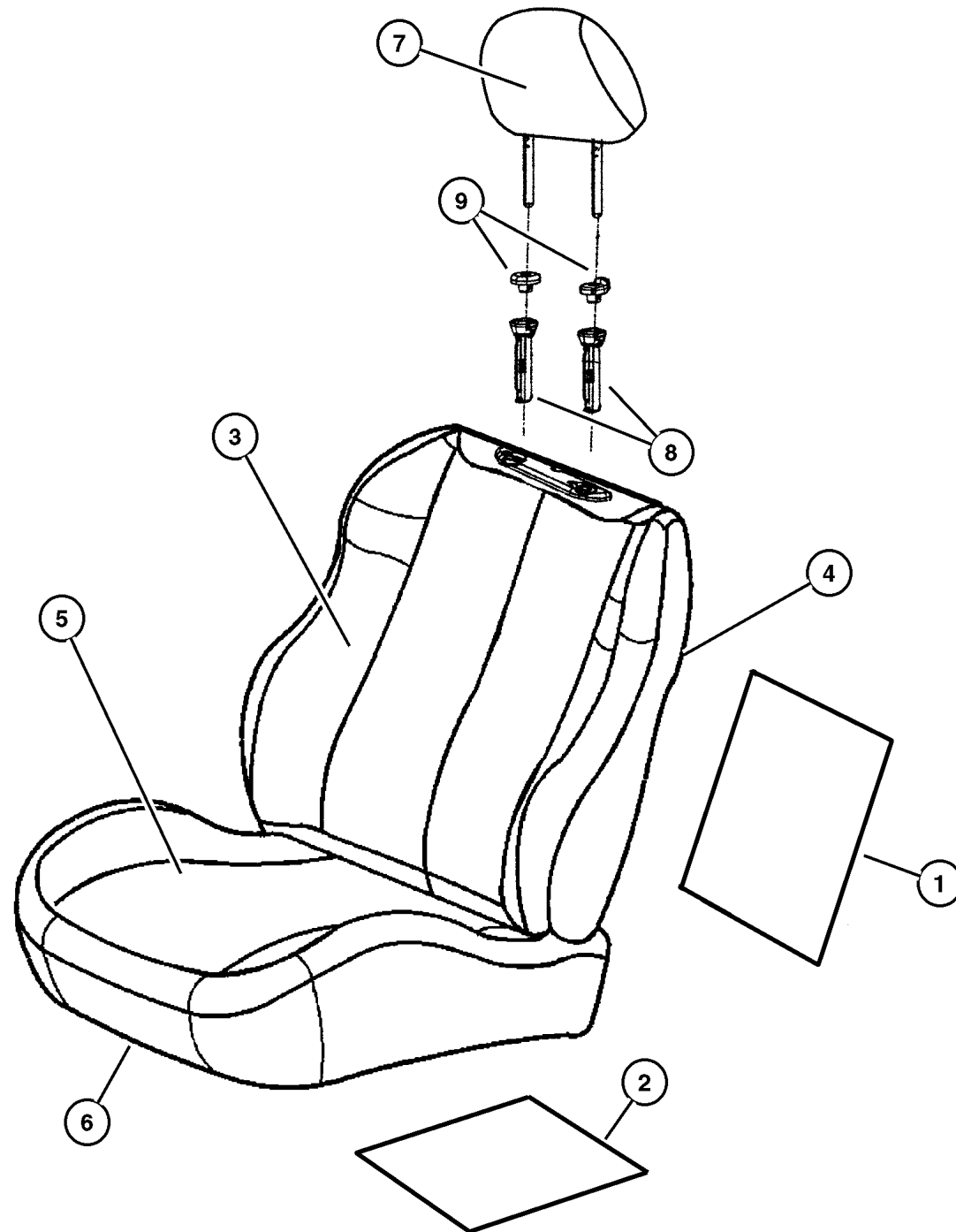
JEEP GRAND CHEROKEE (WJ)

SERIES	LINE	BODY	ENGINE	TRANSMISSION
H = Laredo	J = 4WD	74 = 4 Door	ER0, ERH = 4.0L, Power Tech	DGK = 4 Speed Autm, 42RE
P = Limited	T = 2WD		EV0, EVA = 4.7L, Power Tech	DGQ = 5 Speed Automatic 5-45RFE
				DG0 = All Automatic Transm

AR = Use as required - = Non illustrated part # = New this model year

July 17, 2002

**Front Seat, Leather, Trim Code [FL]
Figure IWJ-520**



ITEM	PART NUMBER	QTY	LINE	SERIES	BODY	ENGINE	TRANS	DESCRIPTION
	TZ42 1L5AA	1						[L5], With Map Pocket, Sales Code [JP2], Right
	TZ42 1T5AA	1						[T5], With Map Pocket, Sales Code [JP2], Right
	TZ43 1AZAA	1						[AZ], With Map Pocket, Sales Code [JP2], Left
	TZ43 1L5AA	1						[L5], With Map Pocket, Sales Code [JP2], Left
	TZ43 1T5AA	1						[T5], With Map Pocket, Sales Code [JP2], Left
	TZ45 1AZAA	1						[AZ], Heated, Sales Code [JPX], Up to 10/01/00, Left
	TZ45 1L5AA	1						[L5], Heated, Sales Code [JPX], Up to 10/01/00, Left
	TZ45 1T5AA	1						[T5], Heated, Sales Code [JPX], Up to 10/01/00, Left
5								COVER AND PAD, Cushion
	TU18 1AZAA	1						[AZ], Non-Heated, Right
	TZ33 1AZAA	1						[AZ], Heated, Sales Code [JPX], Up to 10/01/00, Left
	TZ33 1L5AA	1						[L5], Heated, Sales Code [JPX], Up to 10/01/00, Left
	TZ33 1T5AA	1						[T5], Heated, Sales Code [JPX], Up to 10/01/00, Left
	#WB10 1AZAA	1						[AZ], Heated, Sales Code [JPX], After 10/01/00, Right
	#WB10 1L5AA	1						[L5], Heated, Sales Code [JPX], After 10/01/00, Right
	#WB10 1T5AA	1						[T5], Heated, Sales Code [JPX], After 10/01/00, Right
	#WB11 1AZAA	1						[AZ], Heated, Sales Code [JPX], After 10/01/00, Left
	#WB11 1L5AA	1						[L5], Heated, Sales Code [JPX], After 10/01/00, Left
	#WB11 1T5AA	1						[T5], Heated, Sales Code [JPX], After 10/01/00, Left
	TU18 1L5AA	1						[L5], Non-Heated, Right
	TU18 1T5AA	1						[T5], Non-Heated, Right
	TU19 1AZAA	1						[AZ], Non-Heated, Left
	TU19 1L5AA	1						[L5], Non-Heated, Left
	TU19 1T5AA	1						[T5], Non-Heated, Left
	TZ32 1AZAA	1						[AZ], Heated, Sales Code [JPX], Up to 10/01/00, Right

JEEP GRAND CHEROKEE (WJ)

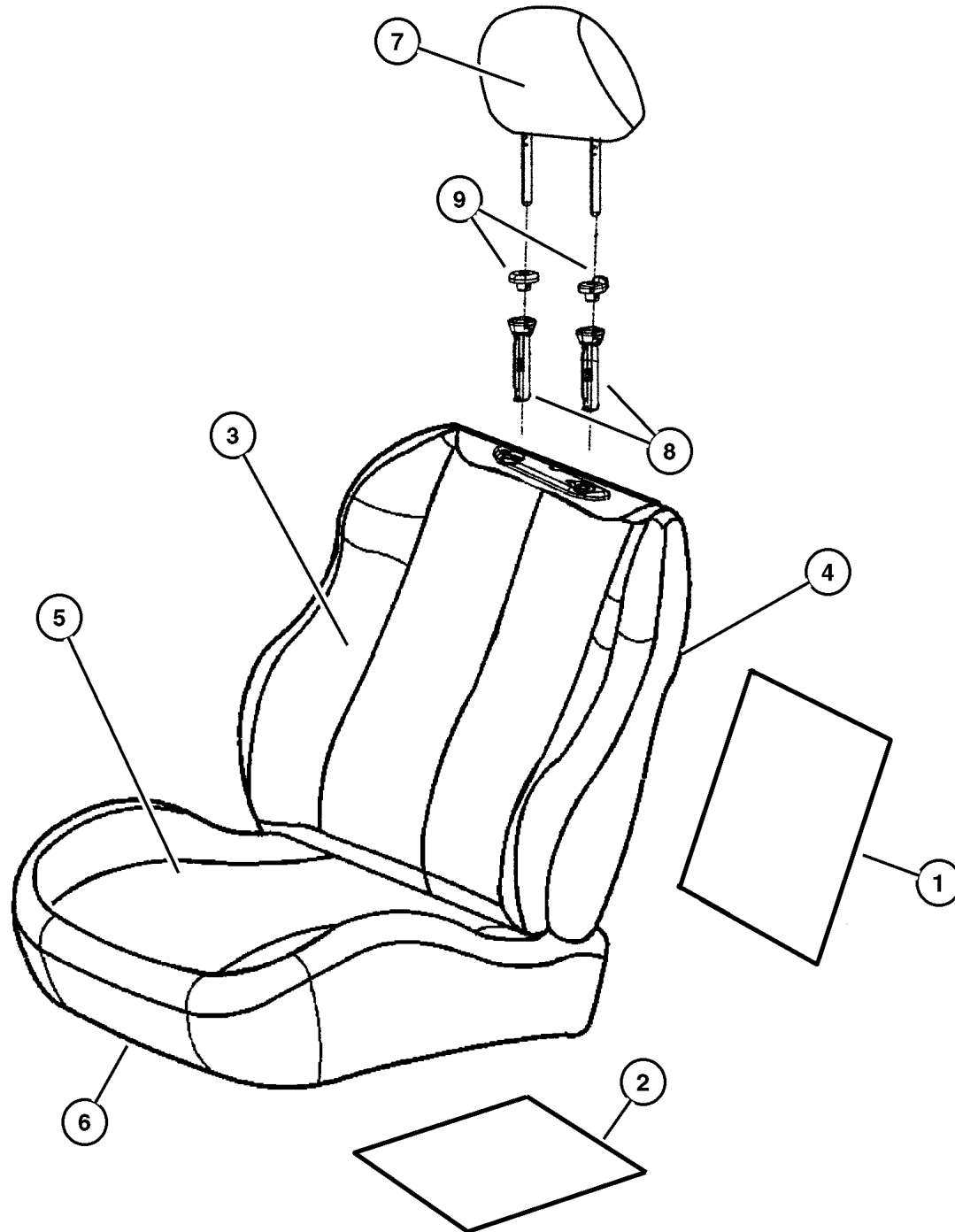
SERIES	LINE	BODY	ENGINE	TRANSMISSION
H = Laredo	J = 4WD	74 = 4 Door	ER0, ERH = 4.0L, Power Tech	DGK = 4 Speed Autm, 42RE
P = Limited	T = 2WD		EV0, EVA = 4.7L, Power Tech	DGQ = 5 Speed Automatic
				5-45RFE
				DG0 = All Automatic Transm

AR = Use as required - = Non illustrated part # = New this model year

July 17, 2002

**Front Seat, Leather, Trim Code [FL]
Figure IWJ-520**

ITEM	PART NUMBER	QTY	LINE	SERIES	BODY	ENGINE	TRANS	DESCRIPTION
	TZ32 1L5AA	1						[L5], Heated, Sales Code [JPX], Up to 10/01/00, Right
	TZ32 1T5AA	1						[T5], Heated, Sales Code [JPX], Up to 10/01/00, Right
6								FRAME, Front Seat
	4856 470	1						Right
	4856 471	1						Left
7								HEADREST, Front
	TH72 1AZAA	2						[AZ]
	TH72 1L5AA	2						[L5]
	TH72 1T5AA	2						[T5]
8	5013 152AA	2						CYLINDER, Headrest
9								COVER, Headrest Sleeve
	#UK04 1AZAA	1						[AZ], Without Button, Right
	#UK04 1L5AA	1						Right
	#UK04 1T5AA	1						[T5], Without Button, Right
	#UK05 1AZAA	1						[AZ], With Button, Left
	#UK05 1L5AA	1						[L5], With Button, Left
	#UK05 1T5AA	1						[T5], With Button, Left
-10	4740 415	1						EXTENDER, Seat Belt



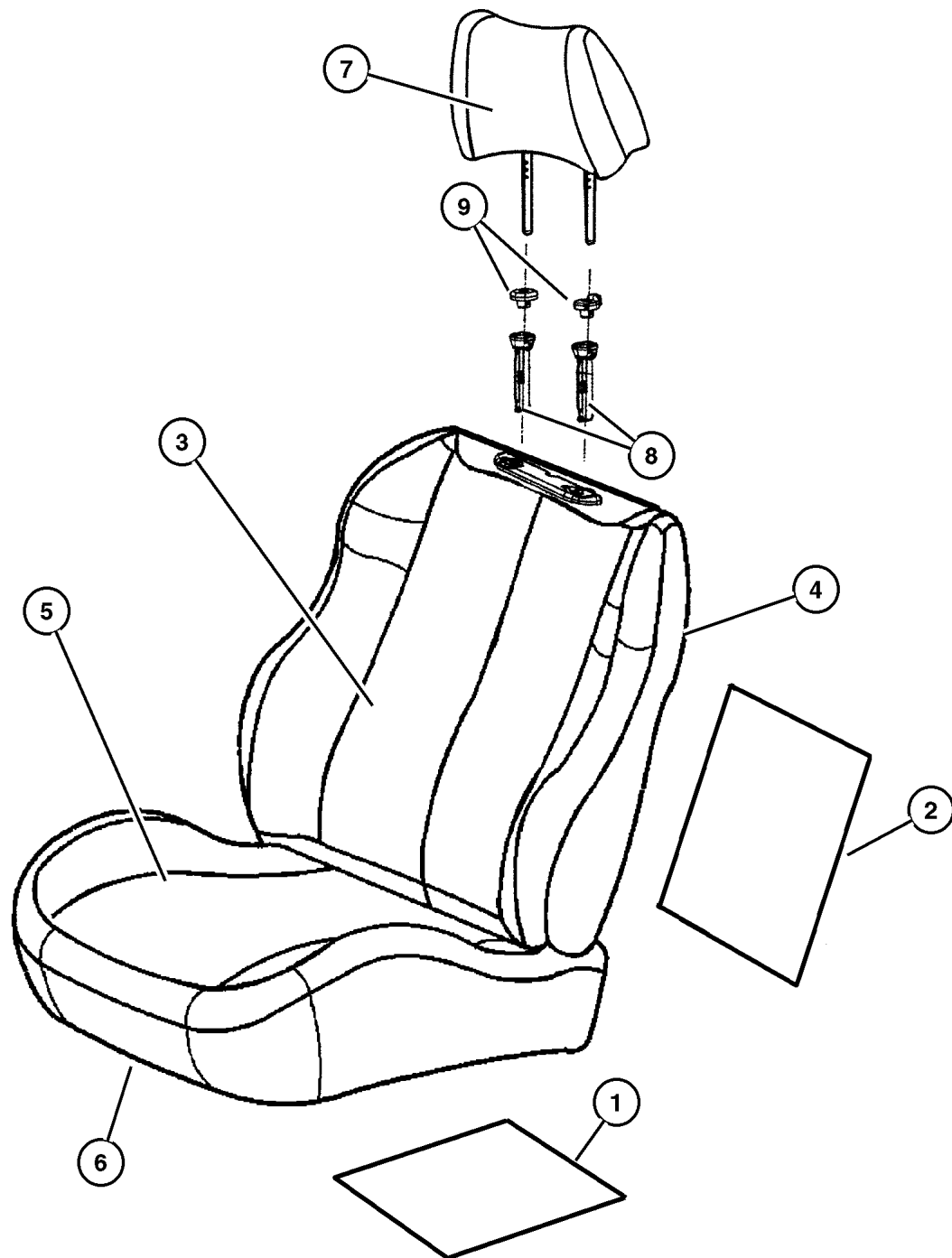
JEEP GRAND CHEROKEE (WJ)

SERIES	LINE	BODY	ENGINE	TRANSMISSION
H = Laredo	J = 4WD	74 = 4 Door	ER0, ERH = 4.0L, Power Tech	DGK = 4 Speed Autm, 42RE
P = Limited	T = 2WD		EV0, EVA = 4.7L, Power Tech	DGQ = 5 Speed Automatic 5-45RFE DG0 = All Automatic Transm

AR = Use as required - = Non illustrated part # = New this model year

July 17, 2002

**Front Seat, Leather, Trim Code [EL]
Figure IWJ-530**



ITEM	PART NUMBER	QTY	LINE	SERIES	BODY	ENGINE	TRANS	DESCRIPTION
Sales Codes: [JTC] = Power 10-Way Memory. [JTF] = Power 10-Way Heated Memory.								
1	#5072 486AA	1						HEATER, Pad, Peel and Stick, After 10/1/00, Cushion
2	#5072 485AA	1						HEATER, Pad, Peel and Stick, After 10/1/00, Seat Back
3	#WN52 TL2AA	2						COVER, Front Seat Back [A2], Non-Heated, Sales Code [JTC] and Heated Sales Code [JTF]
	#WN52 1T5AA	2						[T5], Non-Heated, Sales Code [JTC] and Heated Sales Code [JTF] After 4-2-01
	#UK06 1AZAA	2						[AZ], Heated, Sales Code, [JTF], Up to 10/01/00
	#UK23 1AZAA	2						[AZ], Non-Heated, Sales Code, [JTC], Up to 10/01/00, Heated [JTF] and Non-Heated [JTC] From 10-1-00 to 4-2-01
	#WN52 1AZAA	2						[AZ], Non-Heated, Sales Code [JTC] and Heated Sales Code [JTF] After 4-2-01
	#UK06 1L5AA	2						[L5], Heated, Sales Code, [JTF], Up to 10/01/00
	#UK23 1L5AA	2						[L5], Non-Heated, Sales Code, [JTC], Up to 10/01/00, Heated [JTF] and Non-Heated [JTC] From 10-1-00 to 4-2-01
	#WN52 1L5AA	2						[L5], Non-Heated, Sales Code [JTC] and Heated Sales Code [JTF] After 4-2-01
	#UK06 1T5AA	2						[T5], Heated, Sales Code, [JTF], Up to 10/01/00
	#UK23 1T5AA	2						[T5], Non-Heated, Sales Code, [JTC], Up to 10/01/00, Heated [JTF] and Non-Heated [JTC] From 10-1-00 to 4-2-01
4	#WN50 TL2AA	1						BACK, Front Seat [A2], Heated, Sales Code, [JTF], Right
	#UK03 1AZAA	1						[AZ], Heated, Sales Code, [JTF], Up to 10/01/00, Left
	#WB14 1AZAA	1						[AZ], Heated, Sales Code, [JTF], After 10/01/00, Up to 4-2-01, Right

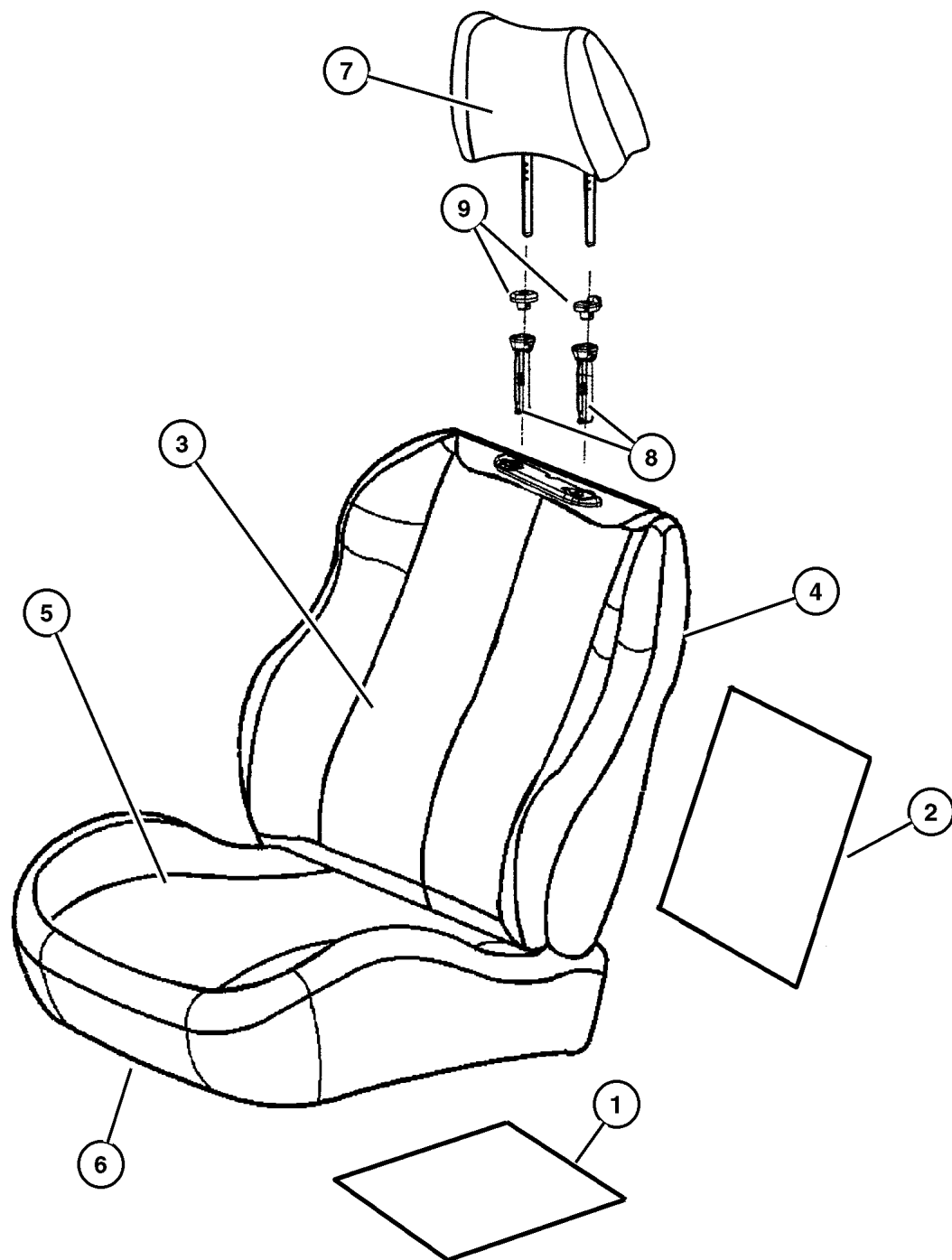
JEEP GRAND CHEROKEE (WJ)

SERIES	LINE	BODY	ENGINE	TRANSMISSION
H = Laredo	J = 4WD	74 = 4 Door	ER0, ERH = 4.0L, Power Tech	DGK = 4 Speed Autm, 42RE
P = Limited	T = 2WD		EV0, EVA = 4.7L, Power Tech	DGQ = 5 Speed Automatic 5-45RFE
				DG0 = All Automatic Transm

AR = Use as required - = Non illustrated part # = New this model year

July 17, 2002

**Front Seat, Leather, Trim Code [EL]
Figure IWJ-530**



ITEM	PART NUMBER	QTY	LINE	SERIES	BODY	ENGINE	TRANS	DESCRIPTION
	#WB15 1AZAA	1						[AZ], Heated, Sales Code, [JTF], After 10/01/00, Up to 4-2-01, Left
	#WN50 1AZAA	1						[AZ], Heated, Sales Code, [JTF], After 4-2-01, Right
	#WN51 1AZAA	1						[AZ], Heated, Sales Code, [JTF], After 4-2-01, Left
	#UK20 1L5AA	1						[L5], Non-Heated, Sales Code, [JTC], Up to 4-2-01, Right
	#UK21 1L5AA	1						[L5], Non-Heated, Sales Code, [JTC], Up to 4-2-01, Left
	#WN48 1L5AA	1						[L5], Non-Heated, Sales Code, [JTC], After 4-2-01, Right
	#WN49 1L5AA	1						[L5], Non-Heated, Sales Code, [JTC], After 4-2-01, Left
	#UK02 1L5AA	1						[L5], Heated, Sales Code, [JTF], Up to 10/01/00, Right
	#WN51 TL2AA	1						[A2], Heated, Sales Code, [JTF], Left
	#UK03 1L5AA	1						[L5], Heated, Sales Code, [JTF], Up to 10/01/00, Left
	#WB14 1L5AA	1						[L5], Heated, Sales Code, [JTF], After 10/01/00, Up to 4-2-01, Right
	#WB15 1L5AA	1						[L5], Heated, Sales Code, [JTF], After 10/01/00, Up to 4-2-01, Left
	#WN50 1L5AA	1						[L5], Heated, Sales Code, [JTF], After 4-2-01, Right
	#WN51 1L5AA	1						[L5], Heated, Sales Code, [JTF], After 4-2-01, Left
	#UK20 1T5AA	1						[T5], Non-Heated, Sales Code, [JTC], Up to 4-2-01, Right
	#UK21 1T5AA	1						[T5], Non-Heated, Sales Code, [JTC], Up to 4-2-01, Left
	#WN48 1T5AA	1						[T5], Non-Heated, Sales Code, [JTC], After 4-2-01, Right
	#WN49 1T5AA	1						[T5], Non-Heated, Sales Code, [JTC], After 4-2-01, Left
	#UK02 1T5AA	1						[T5], Heated, Sales Code, [JTF], Up to 10/01/00, Right
	#WN48 TL2AA	1						[A2], Non-Heated, Sales Code, [JTC], Right
	#UK03 1T5AA	1						[T5], Heated, Sales Code, [JTF], Up to 10/01/00, Left
	#WB14 1T5AA	1						[T5], Heated, Sales Code, [JTF], After 10/01/00, Up to 4-2-01, Right

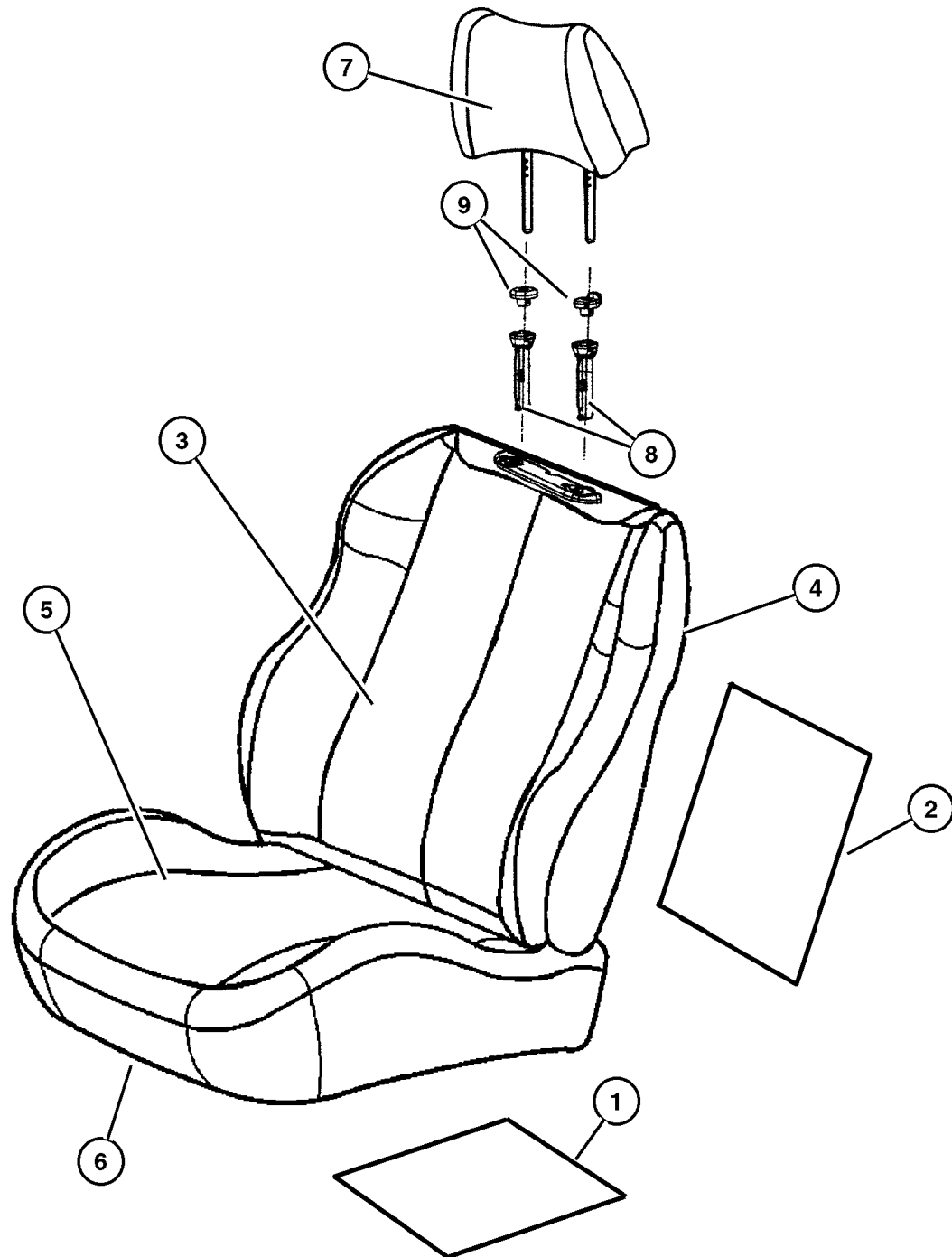
JEEP GRAND CHEROKEE (WJ)

SERIES	LINE	BODY	ENGINE	TRANSMISSION
H = Laredo	J = 4WD	74 = 4 Door	ER0, ERH = 4.0L, Power Tech	DGK = 4 Speed Autm, 42RE
P = Limited	T = 2WD		EV0, EVA = 4.7L, Power Tech	DGQ = 5 Speed Automatic
				5-45RFE
				DG0 = All Automatic Transm

AR = Use as required - = Non illustrated part # = New this model year

July 17, 2002

**Front Seat, Leather, Trim Code [EL]
Figure IWJ-530**



ITEM	PART NUMBER	QTY	LINE	SERIES	BODY	ENGINE	TRANS	DESCRIPTION
	#WB15 1T5AA	1						T5], Heated, Sales Code, [JTF], After 10/01/00, Up to 4-2-01, Left
	#WN50 1T5AA	1						[T5], Heated, Sales Code, [JTF], After 4-2-01, Right
	#WN51 1T5AA	1						[T5], Heated, Sales Code, [JTF], After 4-2-01, Left
	#WN49 TL2AA	1						[A2], Non-Heated, Sales Code, [JTC], Left
	#UK20 1AZAA	1						[AZ], Non-Heated, Sales Code, [JTC], Up to 4-2-01, Right
	#UK21 1AZAA	1						[AZ], Non-Heated, Sales Code, [JTC], Up to 4-2-01, Left
	#WN48 1AZAA	1						[AZ], Non-Heated, Sales Code, [JTC], After 4-2-01, Right
	#WN49 1AZAA	1						[AZ], Non-Heated, Sales Code, [JTC], After 4-2-01, Left
	#UK02 1AZAA	1						[AZ], Heated, Sales Code, [JTF], Up to 10/01/00, Right
5								COVER AND PAD, Cushion
	#WN46 TL2AA	1						[A2], Heated, Sales Code, [JTF], Right
	#UK01 1AZAA	1						[AZ], Heated, Sales Code, [JTF], Up to 10-01-00, Left
	#WB12 1AZAA	1						[AZ], Heated, Sales Code, [JTF], After 10-01-00, Up to 4-2-01, Right
	#WB13 1AZAA	1						[AZ], Heated, Sales Code, [JTF], After 10-01-00, Up to 4-2-01, Left
	#WN46 1AZAA	1						[AZ], Heated, Sales Code, [JTF], After 4-2-01, Right
	#WN47 1AZAA	1						[AZ], Heated, Sales Code, [JTF], After 4-2-01, Left
	#UK18 1L5AA	1						[L5], Non-Heated, Sales Code, [JTC], Up to 4-2-01, Right
	#UK19 1L5AA	1						[L5], Non-Heated, Sales Code, [JTC], Up to 4-2-01, Left
	#WN44 1L5AA	1						[L5], Non-Heated, Sales Code, [JTC], After 4-2-01, Right
	#WN45 1L5AA	1						[L5], Non-Heated, Sales Code, [JTC], After 4-2-01, Left
	#UK00 1L5AA	1						[L5], Heated, Sales Code, [JTF], Up to 10-01-00, Right
	#WN47 TL2AA	1						[A2], Heated, Sales Code, [JTF], Left
	#UK01 1L5AA	1						[L5], Heated, Sales Code, [JTF], Up to 10-01-00, Left

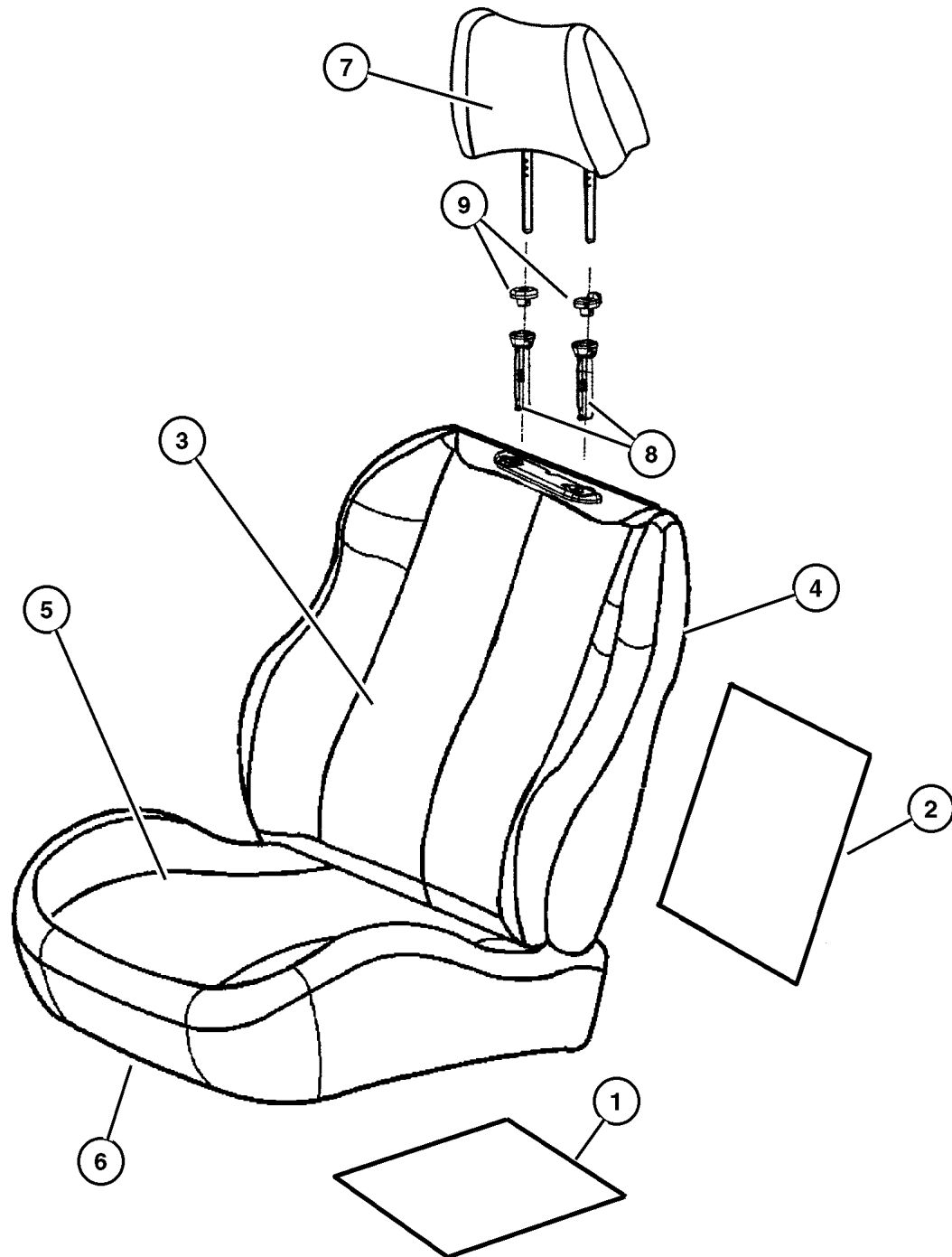
JEEP GRAND CHEROKEE (WJ)

SERIES	LINE	BODY	ENGINE	TRANSMISSION
H = Laredo	J = 4WD	74 = 4 Door	ER0, ERH = 4.0L, Power Tech	DGK = 4 Speed Autm, 42RE
P = Limited	T = 2WD		EV0, EVA = 4.7L, Power Tech	DGQ = 5 Speed Automatic
				5-45RFE
				DG0 = All Automatic Transm

AR = Use as required - = Non illustrated part # = New this model year

July 17, 2002

**Front Seat, Leather, Trim Code [EL]
Figure IWJ-530**



ITEM	PART NUMBER	QTY	LINE	SERIES	BODY	ENGINE	TRANS	DESCRIPTION
	#WB12 1L5AA	1						[L5], Heated, Sales Code, [JTF], After 10-01-00, Up to 4-2-01, Right
	#WB13 1L5AA	1						[L5], Heated, Sales Code, [JTF], After 10-01-00, Up to 4-2-01, Left
	#WN46 1L5AA	1						[L5], Heated, Sales Code, [JTF], After 4-2-01, Right
	#WN47 1L5AA	1						[L5], Heated, Sales Code, [JTF], After 4-2-01, Left
	#UK18 1T5AA	1						[T5], Non-Heated, Sales Code, [JTC], Up to 4-2-01, Right
	#UK19 1T5AA	1						[T5], Non-Heated, Sales Code, [JTC], Up to 4-2-01, Left
	#WN44 1T5AA	1						[T5], Non-Heated, Sales Code, [JTC], After 4-2-01, Right
	#WN45 1T5AA	1						[T5], Non-Heated, Sales Code, [JTC], After 4-2-01, Left
	#UK00 1T5AA	1						[T5], Heated, Sales Code, [JTF], Up to 10-01-00, Right
	#WN44 TL2AA	1						[A2], Non-Heated, Sales Code, [JTC], Right
	#UK01 1T5AA	1						[T5], Heated, Sales Code, [JTF], Up to 10/01/00, Left
	#WB12 1T5AA	1						[T5], Heated, Sales Code, [JTF], After 10-01-00, Up to 4-2-01, Right
	#WB13 1T5AA	1						[T5], Heated, Sales Code, [JTF], After 10-01-00, Up to 4-2-01, Left
	#WN46 1T5AA	1						[T5], Heated, Sales Code, [JTF], After 4-2-01, Right
	#WN47 1T5AA	1						[T5], Heated, Sales Code, [JTF], After 4-2-01, Left
	#WN45 TL2AA	1						[A2], Non-Heated, Sales Code, [JTC], Left
	#UK18 1AZAA	1						[AZ], Non-Heated, Sales Code, [JTC], Up to 4-2-01, Right
	#UK19 1AZAA	1						[AZ], Non-Heated, Sales Code, [JTC], Up to 4-2-01, Left
	#WN44 1AZAA	1						[AZ], Non-Heated, Sales Code, [JTC], After 4-2-01, Right
	#WN45 1AZAA	1						[AZ], Non-Heated, Sales Code, [JTC], After 4-2-01, Left
	#UK00 1AZAA	1						[AZ], Heated, Sales Code, [JTF], Up to 10-01-00, Right
6	4856 470	1						FRAME, Front Seat Right

JEEP GRAND CHEROKEE (WJ)

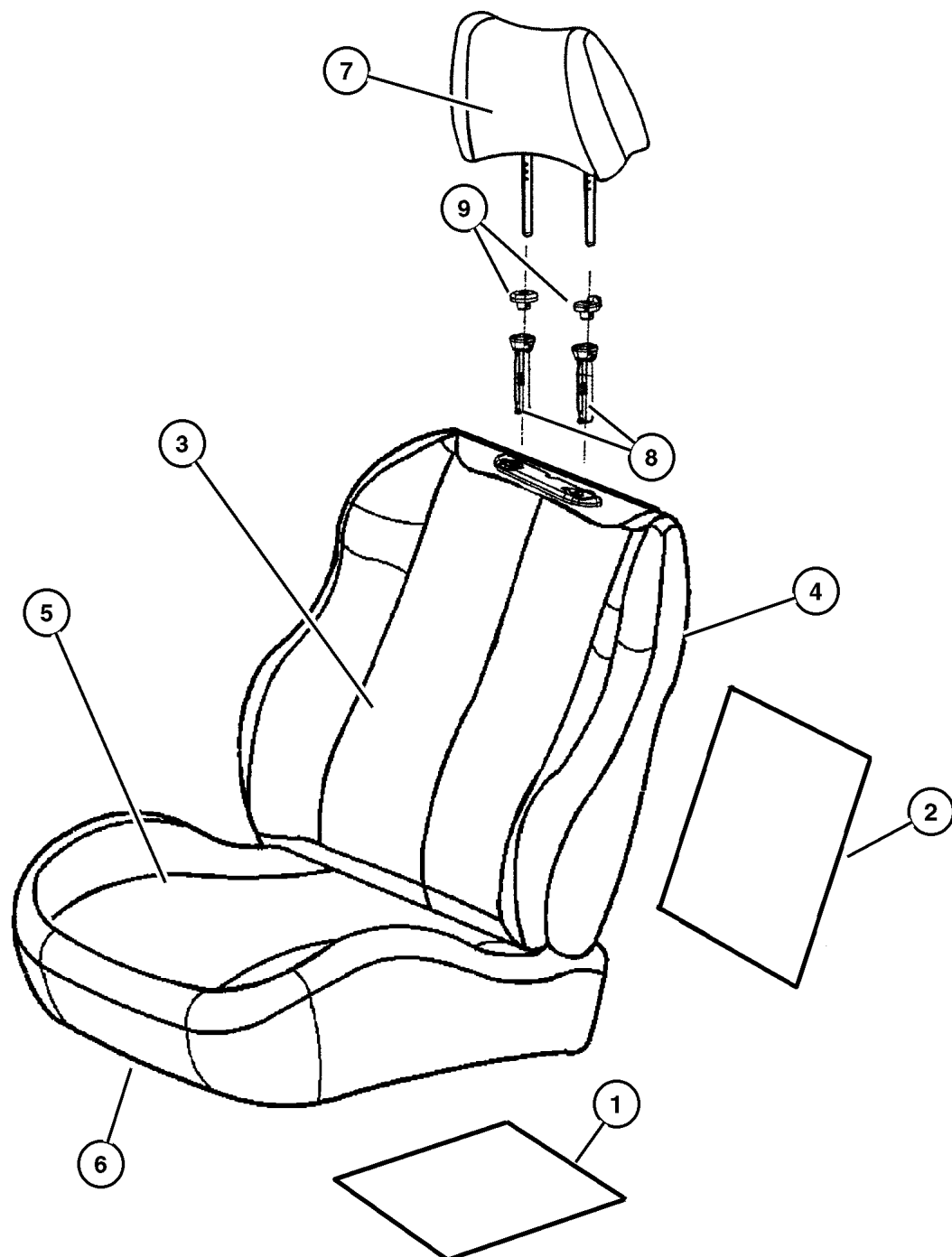
SERIES	LINE	BODY	ENGINE	TRANSMISSION
H = Laredo	J = 4WD	74 = 4 Door	ER0, ERH = 4.0L, Power Tech	DGK = 4 Speed Autm, 42RE
P = Limited	T = 2WD		EV0, EVA = 4.7L, Power Tech	DGQ = 5 Speed Automatic
				5-45RFE
				DG0 = All Automatic Transm

AR = Use as required - = Non illustrated part # = New this model year

July 17, 2002

Front Seat, Leather, Trim Code [EL]
Figure IWJ-530

ITEM	PART NUMBER	QTY	LINE	SERIES	BODY	ENGINE	TRANS	DESCRIPTION
	4856 471	1						Left
7								HEADREST, Front
	#UK07 1AZAA	2						[AZ]
	#UK07 1L5AA	2						[L5]
	#UK07 1T5AA	2						[T5]
	#UK07 TL2AA	2						[A2]
8	5013 152AA	2						CYLINDER, Headrest
9								COVER, Headrest Sleeve
	#UK04 1AZAA	1						[AZ], Without Button, Right
	#UK04 1L5AA	1						[L5], Without Button, Right
	#UK04 1T5AA	1						[T5], Without Button, Right
	#UK04 TL2AA	1						[A2], Right
	#UK05 1AZAA	1						[AZ], With Button, Left
	#UK05 1L5AA	1						[L5], With Button, Left
	#UK05 1T5AA	1						[T5], With Button, Left
	#UK05 TL2AA	1						[A2], Left
-10	4740 415	1						EXTENDER, Seat Belt



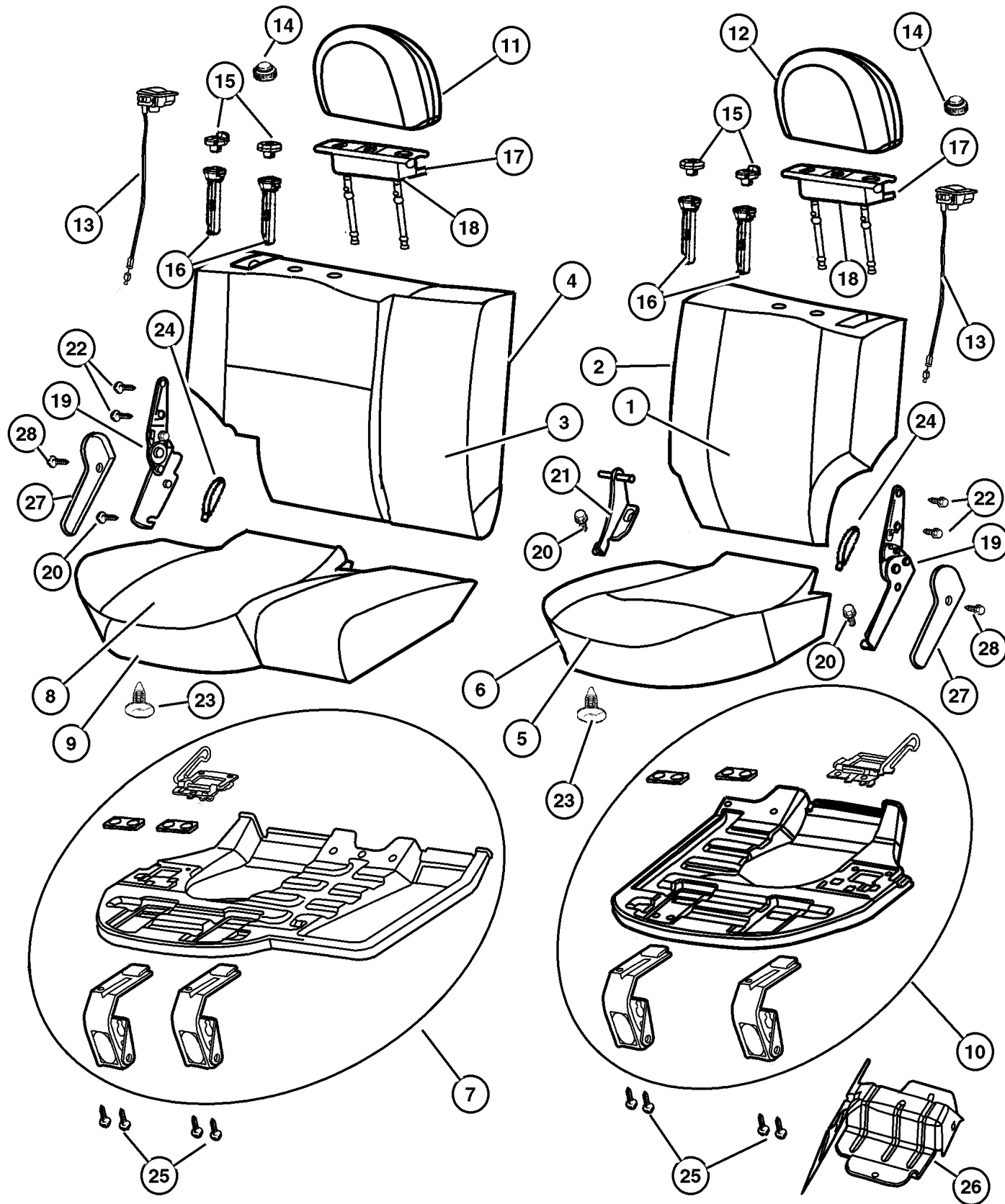
JEEP GRAND CHEROKEE (WJ)

SERIES	LINE	BODY	ENGINE	TRANSMISSION
H = Laredo	J = 4WD	74 = 4 Door	ER0, ERH = 4.0L, Power Tech	DGK = 4 Speed Autm, 42RE
P = Limited	T = 2WD		EV0, EVA = 4.7L, Power Tech	DGQ = 5 Speed Automatic 5-45RFE
				DG0 = All Automatic Transm

AR = Use as required - = Non illustrated part # = New this model year

July 17, 2002

Rear Seat, Trim Code [H7]
Figure IWJ-610



ITEM	PART NUMBER	QTY	LINE	SERIES	BODY	ENGINE	TRANS	DESCRIPTION
1	UN59 1AZAA	1						COVER, Rear Seat Back, 40% [AZ]
	UN59 1L5AA	1						[L5]
	UN59 1T5AA	1						[T5]
2	UN61 1AZAA	1						SEAT BACK, Rear, 40% [AZ]
	UN61 1L5AA	1						[L5]
	UN61 1T5AA	1						[T5]
3	UN58 1AZAA	1						COVER, Rear Seat Back, 60% [AZ]
	UN58 1L5AA	1						[L5]
	UN58 1T5AA	1						[T5]
4	UN60 1AZAA	1						SEAT BACK, Rear, 60% [AZ]
	UN60 1L5AA	1						[L5]
	UN60 1T5AA	1						[T5]
5	SK45 1AZAA	1						COVER, Rear Seat Cushion, 40% [AZ]
	SK45 1L5AA	1						[L5]
	SK45 1T5AA	1						[T5]
6	SK49 1AZAA	1						CUSHION, Rear Seat, 40% [AZ]
	SK49 1L5AA	1						[L5]
	SK49 1T5AA	1						[T5]
7	5013 119AA	1						PANEL, Seat Cushion Base, 60%
8	SK44 1AZAA	1						COVER, Rear Seat Cushion, 60% [AZ]
	SK44 1L5AA	1						[L5]
	SK44 1T5AA	1						[T5]
9	SK48 1AZAA	1						CUSHION, Rear Seat, 60% [AZ]
	SK48 1L5AA	1						[L5]
	SK48 1T5AA	1						[T5]
10	5013 118AA	1						PANEL, Seat Cushion Base, 40%
11	TW82 1AZAA	1						HEADREST, Rear, Right [AZ]
	TW82 1L5AA	1						[L5]
	TW82 1T5AA	1						[T5]
12	TW83 1AZAA	1						HEADREST, Rear, Left [AZ]
	TW83 1L5AA	1						[L5]
	TW83 1T5AA	1						[T5]
13	SX64 1AZAA	1						CONTROL, SEAT RELEASE [AZ]

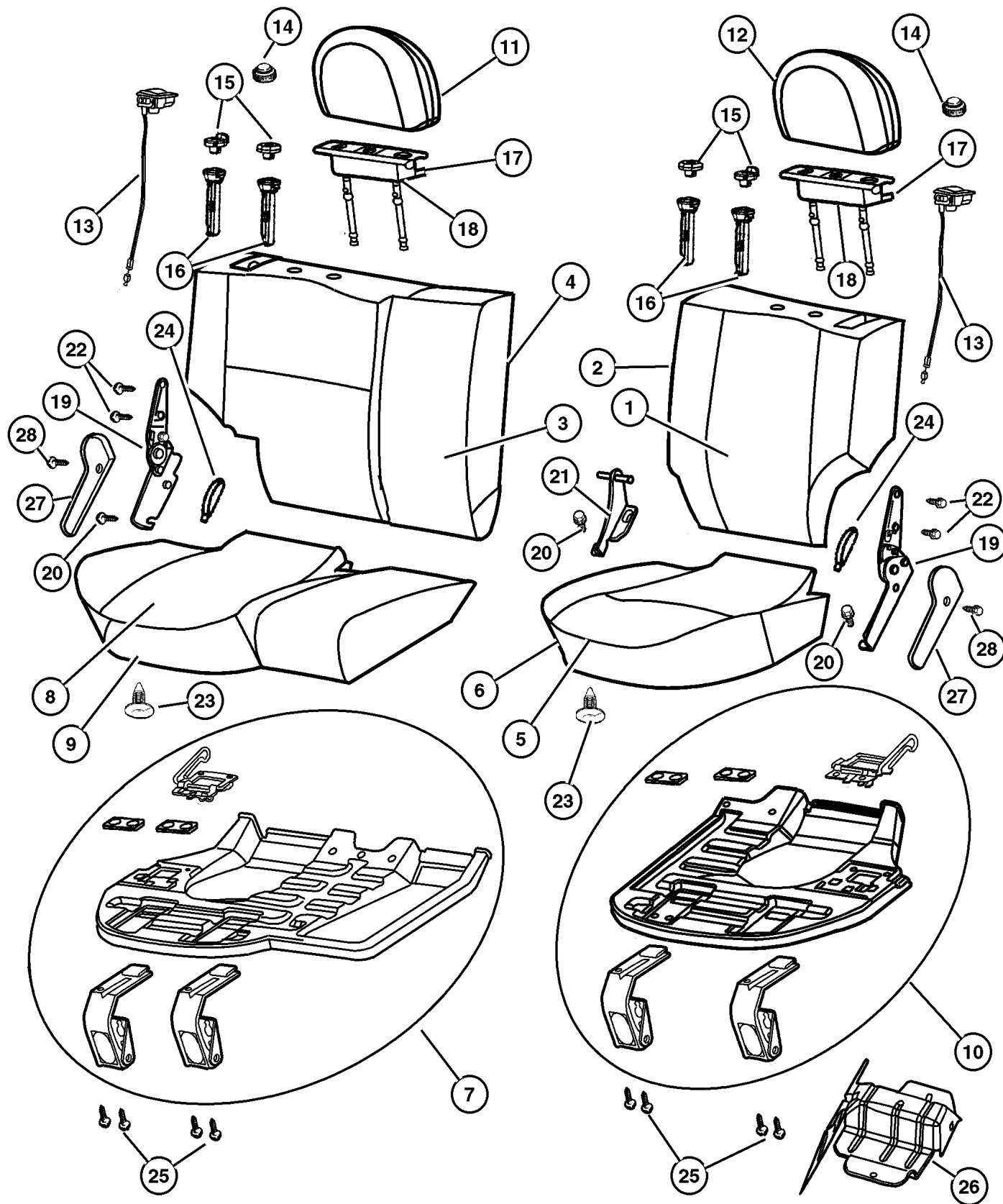
JEEP GRAND CHEROKEE (WJ)

SERIES	LINE	BODY	ENGINE	TRANSMISSION
H = Laredo	J = 4WD	74 = 4 Door	ER0, ERH = 4.0L, Power Tech	DGK = 4 Speed Autm, 42RE
P = Limited	T = 2WD		EV0, EVA = 4.7L, Power Tech	DGQ = 5 Speed Automatic 5-45RFE
				DG0 = All Automatic Transm

AR = Use as required - = Non illustrated part # = New this model year

July 17, 2002

Rear Seat, Trim Code [H7]
Figure IWJ-610



ITEM	PART NUMBER	QTY	LINE	SERIES	BODY	ENGINE	TRANS	DESCRIPTION
	SX64 1T5AA	1						[T5]
	SX64 1L5AA	1						[L5]
14	5013 168AA	1						HANDLE, Headrest Right
	5013 169AA	1						Left
15	#UK05 1AZAA	1						COVER, Headrest Sleeve [AZ], With Button
	#UK05 1L5AA	1						[L5], With Button
	#UK05 1T5AA	1						[T5], With Button
	#UK04 1L5AA	1						[L5], Without Button
	#UK04 1T5AA	1						[T5], Without Button
	#UK04 1AZAA	1						[AZ], Without Button
16	5013 152AA	2						CYLINDER, Headrest
17	5016 178AA	1						BRACKET AND HINGE, Headrest Right
	5016 179AA	1						Left
18	5016 920AA	1						SHIELD, Headrest Right
	5016 921AA	1						Left
19	5013 150AA	1						LATCH, Seat Right
	5013 151AA	1						Left
20	6506 959AA	4						SCREW AND WASHER, Hex Head, M8x1.25x40
21	5013 145AA	1						BRACKET, Pivot
22	4720 768	4						BOLT, Recliner to Seat Back
23	#5019 522AA	2						RETAINER, Cushion Cover
24	SL00 1AZAA	1						STRAP, Seat Pull [AZ]
	SL00 1L5AA	1						[L5]
	SL00 1T5AA	1						[T5]
25	6100 558	8						BOLT AND CONED WASHER, Hex Head, M6x25x14
26	55196 740AB	1						BRACKET, Seat Rear Seat Cushion Latch, Right
	55196 741AD	1						Rear Seat Cushion Latch, Left
27	UN70 1AZAA	1						COVER, Seat latch [AZ], Right
	UN70 1L5AA	1						[L5], Right
	UN70 1T5AA	1						[T5], Right
	UN71 1AZAA	1						[AZ], Left
	UN71 1L5AA	1						[L5], Left
	UN71 1T5AA	1						[T5], Left
28	5072 471AA	2						RIVET

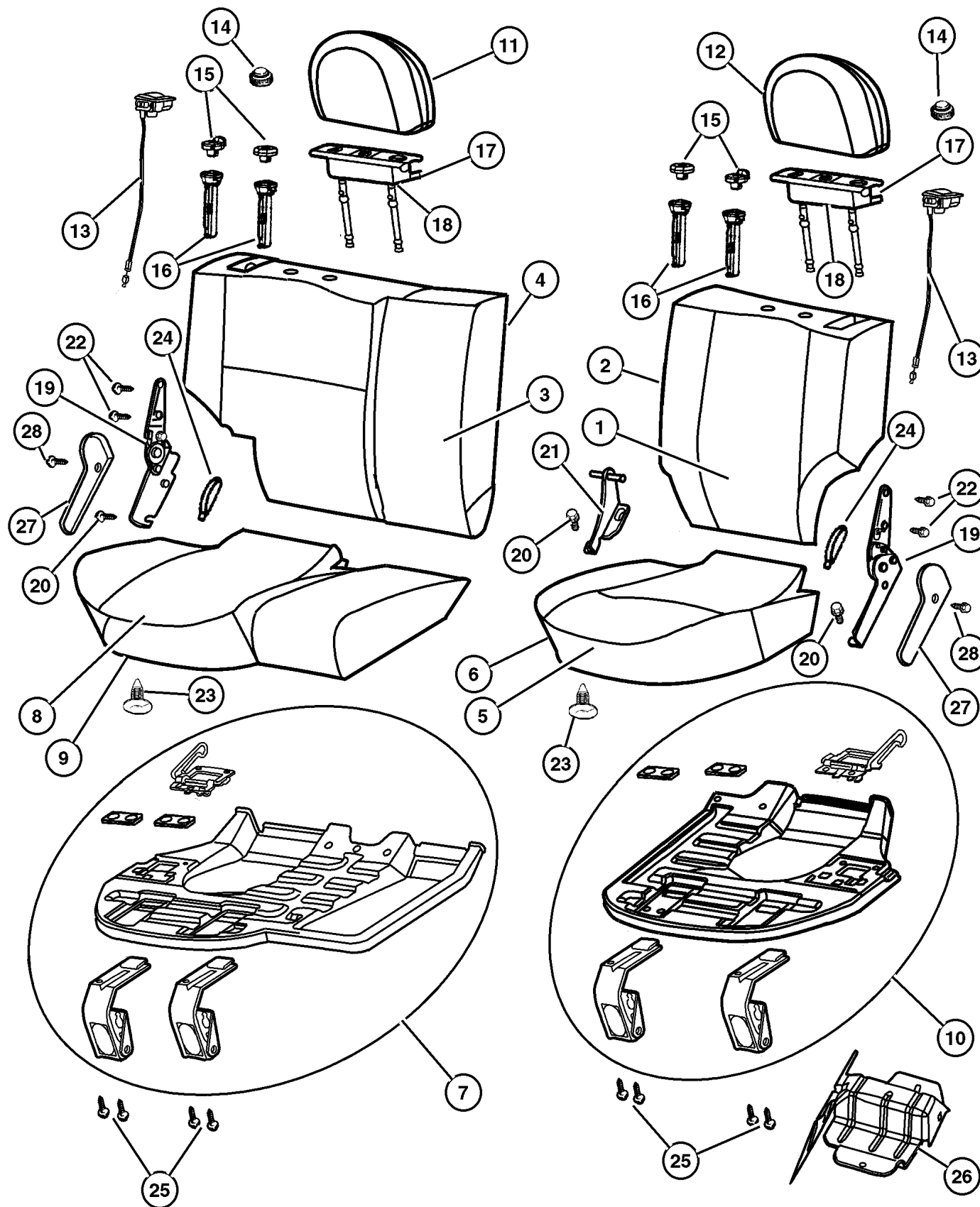
JEEP GRAND CHEROKEE (WJ)

SERIES	LINE	BODY	ENGINE	TRANSMISSION
H = Laredo	J = 4WD	74 = 4 Door	ER0, ERH = 4.0L, Power Tech	DGK = 4 Speed Autm, 42RE
P = Limited	T = 2WD		EV0, EVA = 4.7L, Power Tech	DGQ = 5 Speed Automatic 5-45RFE DG0 = All Automatic Transm

AR = Use as required - = Non illustrated part # = New this model year

July 17, 2002

Rear Seat, Trim Code [FL]
Figure IWJ-620



ITEM	PART NUMBER	QTY	LINE	SERIES	BODY	ENGINE	TRANS	DESCRIPTION
1	UN67 1AZAA	1						COVER, Rear Seat Back, 40% [AZ]
	UN67 1L5AA	1						[L5]
	UN67 1T5AA	1						[T5]
2	UN69 1AZAA	1						SEAT BACK, Rear, 40% [AZ]
	UN69 1L5AA	1						[L5]
	UN69 1T5AA	1						[T5]
3	UN66 1AZAA	1						COVER, Rear Seat Back, 60% [AZ]
	UN66 1L5AA	1						[L5]
	UN66 1T5AA	1						[T5]
4	UN68 1AZAA	1						SEAT BACK, Rear, 60% [AZ]
	UN68 1L5AA	1						[L5]
	UN68 1T5AA	1						[T5]
5	TU25 1AZAA	1						COVER, Rear Seat Cushion, 40% [AZ]
	TU25 1L5AA	1						[L5]
	TU25 1T5AA	1						[T5]
6	TU29 1AZAA	1						CUSHION, Rear Seat, 40% [AZ]
	TU29 1L5AA	1						[L5]
	TU29 1T5AA	1						[T5]
7	5013 119AA	1						PANEL, Seat Cushion Base, 60%
8	TU24 1AZAA	1						COVER, Rear Seat Cushion, 60% [AZ]
	TU24 1L5AA	1						[L5]
	TU24 1T5AA	1						[T5]
9	TU28 1AZAA	1						CUSHION, Rear Seat, 60% [AZ]
	TU28 1L5AA	1						[L5]
	TU28 1T5AA	1						[T5]
10	5013 118AA	1						PANEL, Seat Cushion Base, 40%
11	TH74 1AZAA	1						HEADREST, Rear, Right [AZ]
	TH74 1L5AA	1						[L5]
	TH75 1T5AA	1						[T5]
12	TH75 1AZAA	1						HEADREST, Rear, Left [AZ]
	TH74 1L5AA	1						[L5]
	TH75 1T5AA	1						[T5]
13	SX64 1AZAA	1						CONTROL, SEAT RELEASE [AZ]

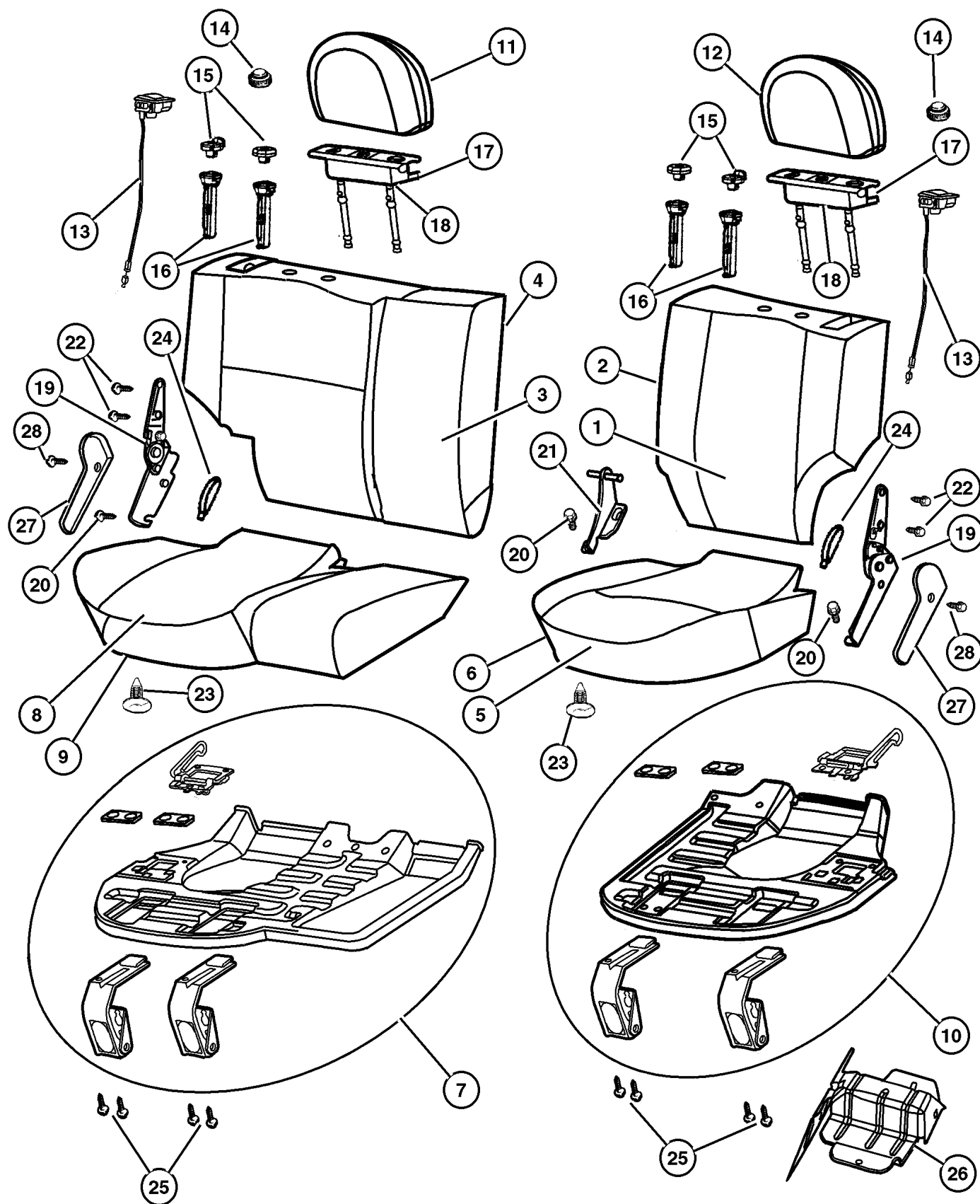
JEEP GRAND CHEROKEE (WJ)

SERIES	LINE	BODY	ENGINE	TRANSMISSION
H = Laredo	J = 4WD	74 = 4 Door	ER0, ERH = 4.0L, Power Tech	DGK = 4 Speed Autm, 42RE
P = Limited	T = 2WD		EV0, EVA = 4.7L, Power Tech	DGQ = 5 Speed Automatic 5-45RFE
				DG0 = All Automatic Transm

AR = Use as required - = Non illustrated part # = New this model year

July 17, 2002

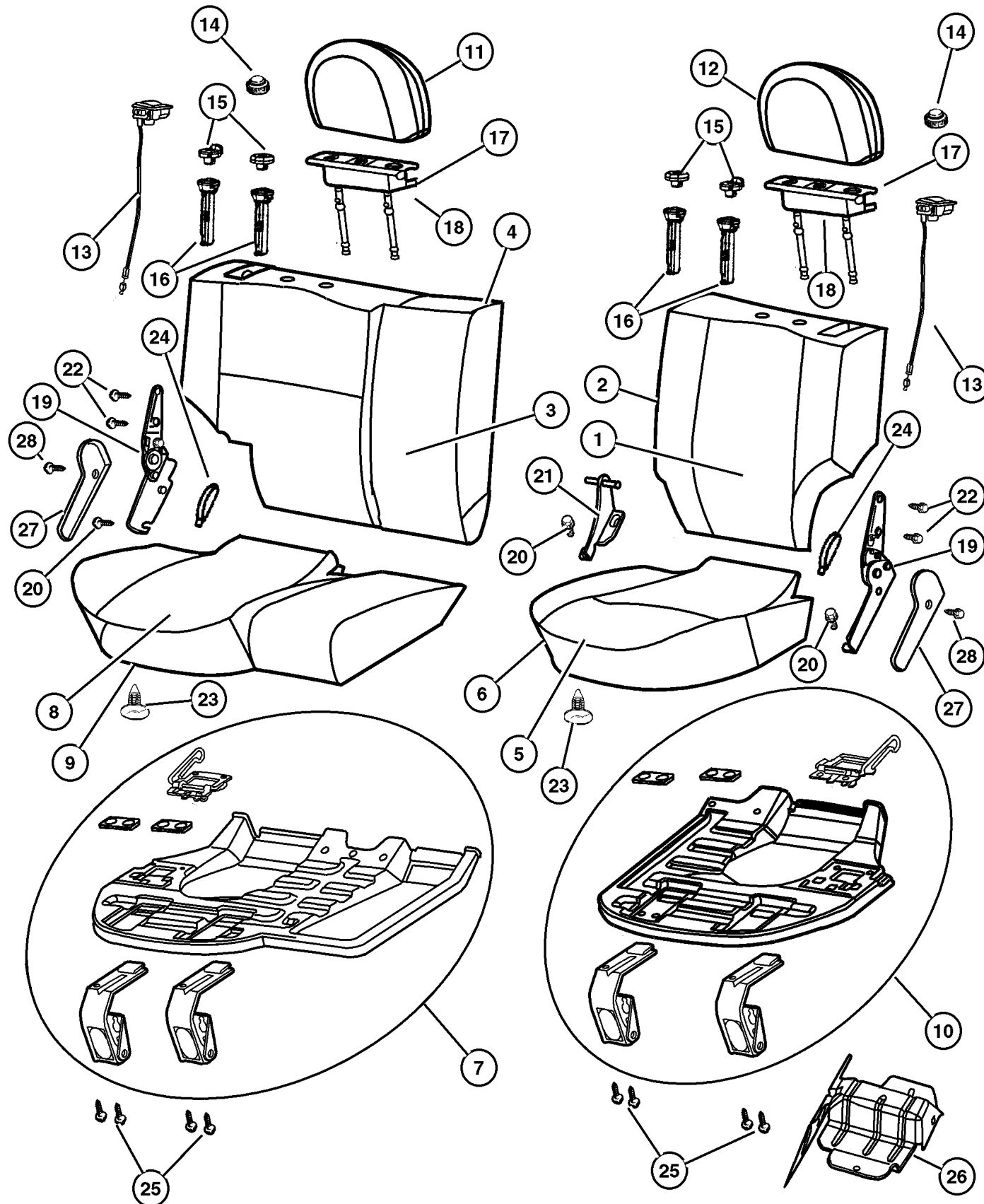
Rear Seat, Trim Code [FL]
Figure IWJ-620



ITEM	PART NUMBER	QTY	LINE	SERIES	BODY	ENGINE	TRANS	DESCRIPTION
	SX64 1L5AA	1						[L5]
	SX64 1T5AA	1						[T5]
14	5013 168AA	1						HANDLE, Headrest Right
	5013 169AA	1						Left
15	#UK04 1AZAA	1						COVER, Headrest Sleeve [AZ], Without Button
	#UK04 1L5AA	1						[L5], Without Button
	#UK04 1T5AA	1						[T5], Without Button
	#UK05 1AZAA	1						[AZ], With Button
	#UK05 1L5AA	1						[L5], With Button
	#UK05 1T5AA	1						[T5], With Button
16	5013 152AA	2						CYLINDER, Headrest
17	5016 178AA	1						BRACKET AND HINGE, Headrest Right
	5016 179AA	1						Left
18	5016 920AA	1						SHIELD, Headrest Right
	5016 921AA	1						Left
19	5013 150AA	1						LATCH, Seat Right
	5013 151AA	1						Left
20	6506 959AA	4						SCREW AND WASHER, Hex Head, M8x1.25x40
21	5013 145AA	1						BRACKET, Pivot
22	4720 768	4						BOLT, Recliner to Seat Back
23	#5019 522AA	2						RETAINER, Cushion Cover
24	SL00 1AZAA	1						STRAP, Seat Pull [AZ]
	SL00 1L5AA	1						[L5]
	SL00 1T5AA	1						[T5]
25	6100 558	8						BOLT AND CONED WASHER, Hex Head, M6x25x14
26	55196 740AB	1						BRACKET, Seat Rear Seat Cushion Latch, Right
	55196 741AD	1						Rear Seat Cushion Latch, Left
27	UN70 1AZAA	1						COVER, Seat latch [AZ], Right
	UN70 1L5AA	1						[L5], Right
	UN70 1T5AA	1						[T5], Right
	UN71 1AZAA	1						[AZ], Left
	UN71 1L5AA	1						[L5], Left
	UN71 1T5AA	1						[T5], Left
28	5072 471AA	2						RIVET

JEEP GRAND CHEROKEE (WJ)
 SERIES LINE BODY ENGINE TRANSMISSION
 H = Laredo J = 4WD 74 = 4 Door ER0, ERH = 4.0L, Power Tech DGK = 4 Speed Autm, 42RE
 P = Limited T = 2WD EV0, EVA = 4.7L, Power Tech DGQ = 5 Speed Automatic
 5-45RFE
 DG0 = All Automatic Transm

Rear Seat, Trim Code [EL]
Figure IWJ-630



ITEM	PART NUMBER	QTY	LINE	SERIES	BODY	ENGINE	TRANS	DESCRIPTION
1								COVER, Rear Seat Back, 40%
	#UK15 1AZAA	1						[AZ], Up to 4-2-01
	#UK15 1L5AA	1						[L5], Up to 4-2-01
	#UK15 1T5AA	1						[T5], Up to 4-2-01
	#WN63 1AZAA	1						[AZ], After 4-2-01
	#WN63 1L5AA	1						[L5], After 4-2-01
	#WN63 1T5AA	1						[T5], After 4-2-01
	#WN63 TL2AA	1						[A2], After 4-2-01
2								SEAT BACK, Rear, 40%
	#WN59 1A2AA	1						[A2]
	#UK13 1AZAA	1						[AZ], Up to 4-2-01
	#WN59 1AZAA	1						[AZ], After 4-2-01
	#UK13 1L5AA	1						[L5], Up to 4-2-01
	#WN59 1L5AA	1						[L5], After 4-2-01
	#UK13 1T5AA	1						[T5], Up to 4-2-01
	#WN59 1T5AA	1						[T5], After 4-2-01
3								COVER, Rear Seat Back, 60%
	#WN62 TL2AA	1						[A2]
	#UK14 1AZAA	1						[AZ], Up to 4-2-01
	#WN62 1AZAA	1						[AZ], After 4-2-01
	#UK14 1L5AA	1						[L5], Up to 4-2-01
	#WN62 1L5AA	1						[L5], After 4-2-01
	#UK14 1T5AA	1						[T5], Up to 4-2-01
	#WN62 1T5AA	1						[T5], After 4-2-01
4								SEAT BACK, Rear, 60%
	#WN58 TL2AA	1						[A2]
	#UK12 1AZAA	1						[AZ], Up to 4-2-01
	#WN58 1AZAA	1						[AZ], After 4-2-01
	#UK12 1L5AA	1						[L5], Up to 4-2-01
	#WN58 1L5AA	1						[L5], After 4-2-01
	#UK12 1T5AA	1						[T5], Up to 4-2-01
	#WN58 1T5AA	1						[T5], After 4-2-01
5								COVER, Rear Seat Cushion, 40%
	#WN57 TL2AA	1						[A2]
	#UK11 1AZAA	1						[AZ], Up to 4-2-01
	#WN57 1AZAA	1						[AZ], After 4-2-01
	#UK11 1L5AA	1						[L5], Up to 4-2-01
	#WN57 1L5AA	1						[L5], After 4-2-01
	#UK11 1T5AA	1						[T5], Up to 4-2-01
	#WN57 1T5AA	1						[T5], After 4-2-01
6								CUSHION, Rear Seat, 40%
	#WN55 TL2AA	1						[A2]
	#UK09 1AZAA	1						[AZ], Up to 4-2-01
	#WN55 1AZAA	1						[AZ], After 4-2-01

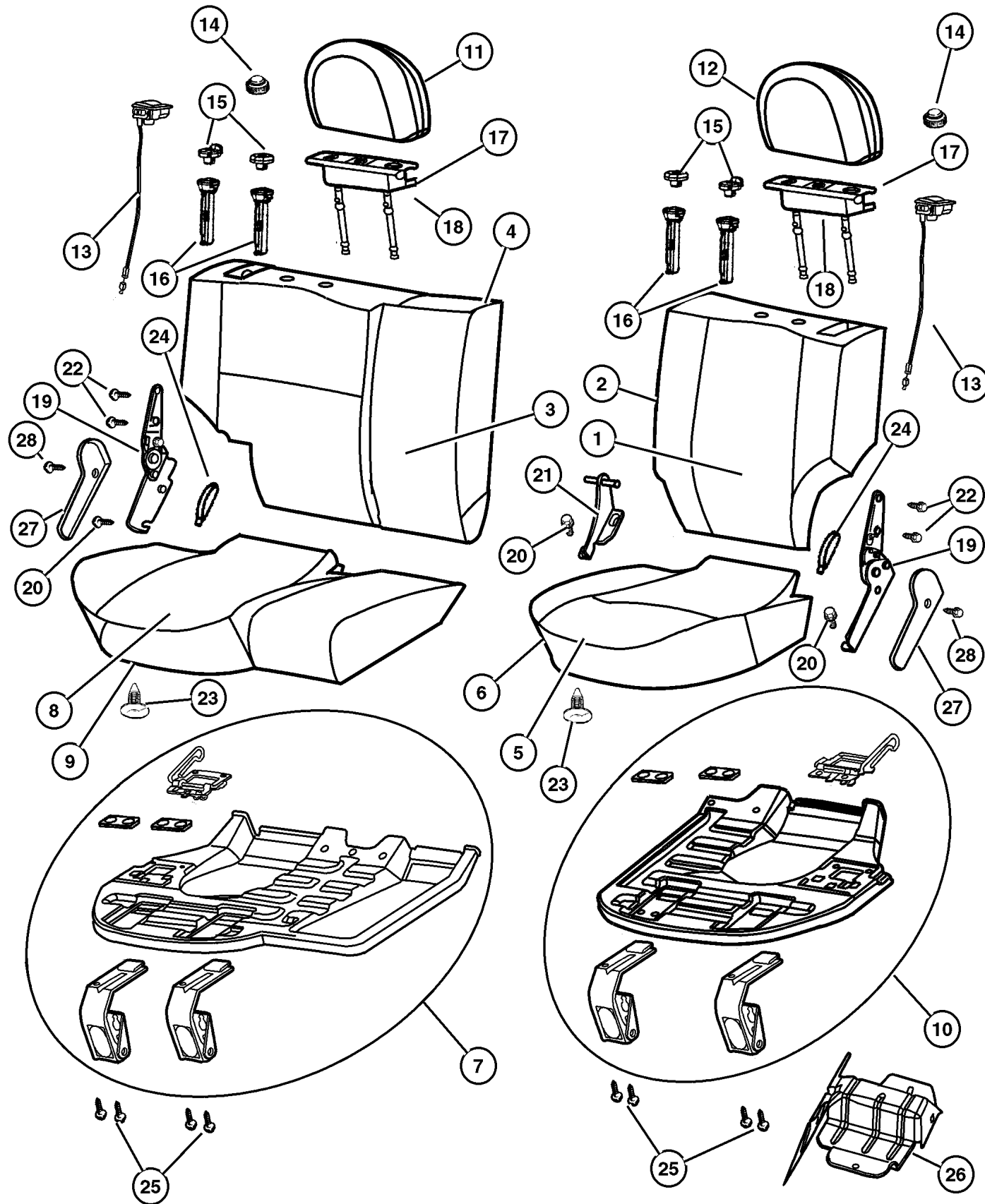
JEEP GRAND CHEROKEE (WJ)

SERIES LINE BODY ENGINE TRANSMISSION
H = Laredo J = 4WD 74 = 4 Door ER0, ERH = 4.0L, Power Tech DGK = 4 Speed Autm, 42RE
P = Limited T = 2WD EV0, EVA = 4.7L, Power Tech DGQ = 5 Speed Automatic
5-45RFE
DG0 = All Automatic Transm

AR = Use as required - = Non illustrated part # = New this model year

July 17, 2002

Rear Seat, Trim Code [EL]
Figure IWJ-630



ITEM	PART NUMBER	QTY	LINE	SERIES	BODY	ENGINE	TRANS	DESCRIPTION
	#UK09 1L5AA	1						[L5], Up to 4-2-01
	#WN55 1L5AA	1						[L5], After 4-2-01
	#UK09 1T5AA	1						[T5], Up to 4-2-01
	#WN55 1T5AA	1						[T5], After 4-2-01
7	5013 119AA	1						PANEL, Seat Cushion Base, 60%
8								COVER, Rear Seat Cushion, 60%
	#WN56 TL2AA	1						
	#UK10 1AZAA	1						[AZ], Up to 4-2-01
	#WN56 1AZAA	1						[AZ], After 4-2-01
	#UK10 1L5AA	1						[L5], Up to 4-2-01
	#WN56 1L5AA	1						[L5], After 4-2-01
	#UK10 1T5AA	1						[T5], Up to 4-2-01
	#WN56 1T5AA	1						[T5], After 4-2-01
9								CUSHION, Rear Seat, 60%
	#WN54 TL2AA	1						[A2]
	#UK08 1AZAA	1						[AZ], Up to 4-2-01
	#WN54 1AZAA	1						[AZ], After 4-2-01
	#UK08 1L5AA	1						[L5], Up to 4-2-01
	#WN54 1L5AA	1						[L5], After 4-2-01
	#UK08 1T5AA	1						[T5], Up to 4-2-01
	#WN54 1T5AA	1						[T5], After 4-2-01
10	5013 118AA	1						PANEL, Seat Cushion Base, 40%
11								HEADREST, Rear, Right
	#UK16 TL2AA	1						[A2]
	#UK16 1AZAA	1						[AZ]
	#UK16 1L5AA	1						[L5]
	#UK16 1T5AA	1						[T5]
12								HEADREST, Rear, Left
	#UK17 TL2AA	1						[A2]
	#UK17 1AZAA	1						[AZ]
	#UK17 1L5AA	1						[L5]
	#UK17 1T5AA	1						[T5]
13								CONTROL, SEAT RELEASE
	SX64 TL2AA	1						[A2]
	SX64 1AZAA	1						[AZ]
	SX64 1L5AA	1						[L5]
	SX64 1T5AA	1						[T5]
14								HANDLE, Headrest
	5013 168AA	1						Right
	5013 169AA	1						Left
15								COVER, Headrest Sleeve
	#UK05 TL2AA	1						[A2], With Button
	#UK04 TL2AA	1						[A2], Without Button
	#UK04 1AZAA	1						[AZ], Without Button

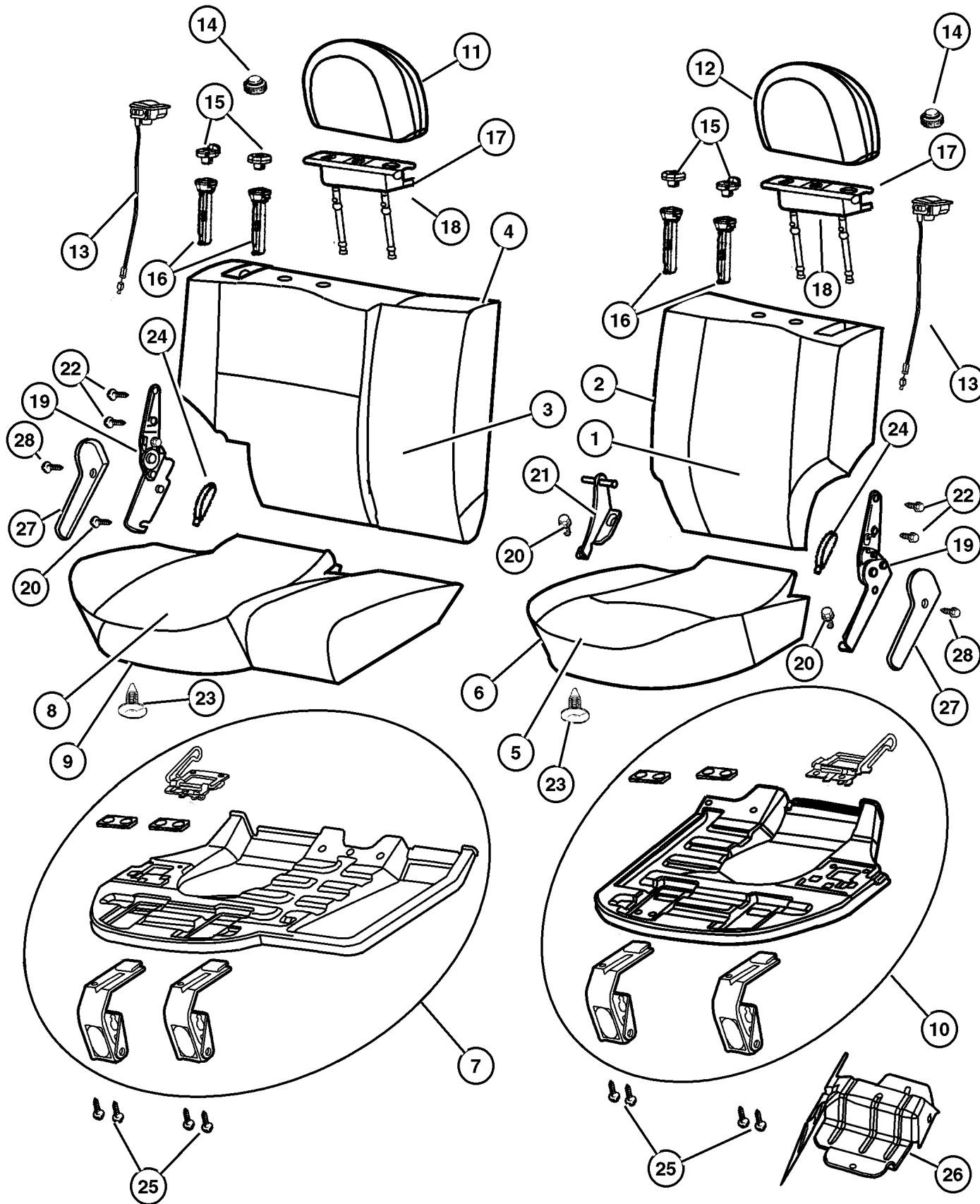
JEEP GRAND CHEROKEE (WJ)

SERIES	LINE	BODY	ENGINE	TRANSMISSION
H = Laredo	J = 4WD	74 = 4 Door	ER0, ERH = 4.0L, Power Tech	DGK = 4 Speed Autm, 42RE
P = Limited	T = 2WD		EV0, EVA = 4.7L, Power Tech	DGQ = 5 Speed Automatic
				5-45RFE
				DG0 = All Automatic Transm

AR = Use as required - = Non illustrated part # = New this model year

July 17, 2002

Rear Seat, Trim Code [EL]
Figure IWJ-630



ITEM	PART NUMBER	QTY	LINE	SERIES	BODY	ENGINE	TRANS	DESCRIPTION
	#UK05 1AZAA	1						[AZ], With Button
	#UK05 1L5AA	1						[L5], With Button
	#UK04 1L5AA	1						[L5], Without Button
	#UK05 1T5AA	1						[T5], With Button
	#UK04 1T5AA	1						[T5], Without Button
16	5013 152AA	2						CYLINDER, Headrest
17	5016 178AA	1						BRACKET AND HINGE, Headrest Right
	5016 179AA	1						Left
18	5016 920AA	1						SHIELD, Headrest Right
	5016 921AA	1						Left
19	5013 150AA	1						LATCH, Seat Right
	5013 151AA	1						Left
20	6506 959AA	4						SCREW AND WASHER, Hex Head, M8x1.25x40
21	5013 145AA	1						BRACKET, Pivot
22	4720 768	4						BOLT, Recliner to Seat Back
23	#5019 522AA	2						RETAINER, Cushion Cover
24								STRAP, Seat Pull
	SL00 TL2AA	1						[A2]
	SL00 1AZAA	1						[AZ]
	SL00 1L5AA	1						[L5]
	SL00 1T5AA	1						[T5]
25	6100 558	8						BOLT AND CONED WASHER, Hex Head, M6x25x14
26	55196 740AB	1						BRACKET, Seat Rear Seat Cushion Latch, Right
	55196 741AD	1						Rear Seat Cushion Latch, Left
27	UN71 1AZAA	1						COVER, Seat latch [A2], Left
	UN70 1AZAA	1						[A2], Right
	UN71 1AZAA	1						[AZ], Right
	UN70 1AZAA	1						[AZ], Left
	UN71 1L5AA	1						[L5], Right
	UN70 1L5AA	1						[L5], Left
	UN71 1T5AA	1						[T5], Left
	UN70 1T5AA	1						[T5], Right
28	5072 471AA	2						RIVET

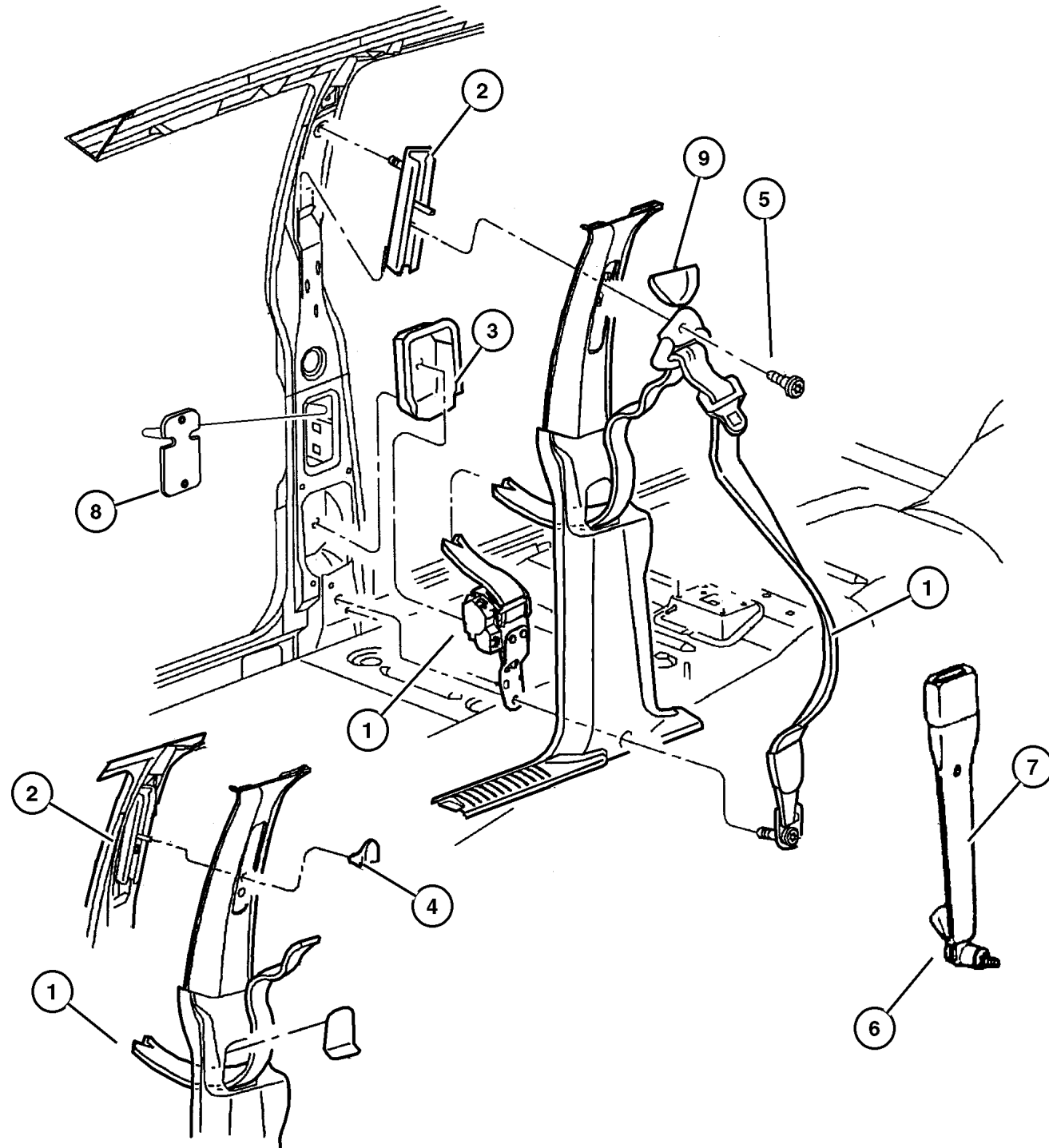
JEEP GRAND CHEROKEE (WJ)

SERIES	LINE	BODY	ENGINE	TRANSMISSION
H = Laredo	J = 4WD	74 = 4 Door	ER0, ERH = 4.0L, Power Tech	DGK = 4 Speed Autm, 42RE
P = Limited	T = 2WD		EV0, EVA = 4.7L, Power Tech	DGQ = 5 Speed Automatic 5-45RFE
				DG0 = All Automatic Transm

AR = Use as required - = Non illustrated part # = New this model year

July 17, 2002

Front Seat
Figure IWJ-710



ITEM	PART NUMBER	QTY	LINE	SERIES	BODY	ENGINE	TRANS	DESCRIPTION
1								SEAT BELT, Front Outer
	#5GD60 LAZAH	1						[A2], Right
	#5GD61 LAZAH	1						[A2], Left
	5GD61 LAZAG	1						[AZ], Left
	5GD60 LAZAF	1						[AZ], Right
	5GD60 1L5AF	1						[L5], Right
	5GD61 1L5AG	1						[L5], Left
	5GD61 XT5AG	1						[T5], Left
	5GD60 XT5AF	1						[T5], Right
2	55196 689AB	2						ADJUSTER, Seat Belt Turning Loop
3								SHIELD, Seat Belt Retractor
	55196 734AD	1						Right
	55196 735AD	1						Left
4	55196 860AA	2						BUTTON, Adjuster
5	6035 888	2						SCREW, Shoulder
6	6504 867AA	1						SCREW
7								SEAT BELT, Front Inner
	5GU43 1AZAC	1						[AZ], Left
	5GU08 1AZAC	1						[AZ], Right
	5GU08 1L5AC	1						[L5], Right
	5GU43 1L5AC	1						[L5], Left
	5GU08 1T5AC	1						[T5], Right
	5GU43 1T5AC	1						[T5], Left
	#5GU08 1AZAD	1						[A2], Right
	#5GU43 1AZAD	1						[A2], Left
8	55116 545AB	2						SHIELD, Seat Belt Retractor
9								COVER, Turning Loop
	5HK91 LAZAA	1						[AZ, A2]
	5HK91 WL5AA	1						[L5]
	5HK91 XT5AA	1						[T5]
-10	4740 415	1						EXTENDER, Seat Belt

JEEP GRAND CHEROKEE (WJ)

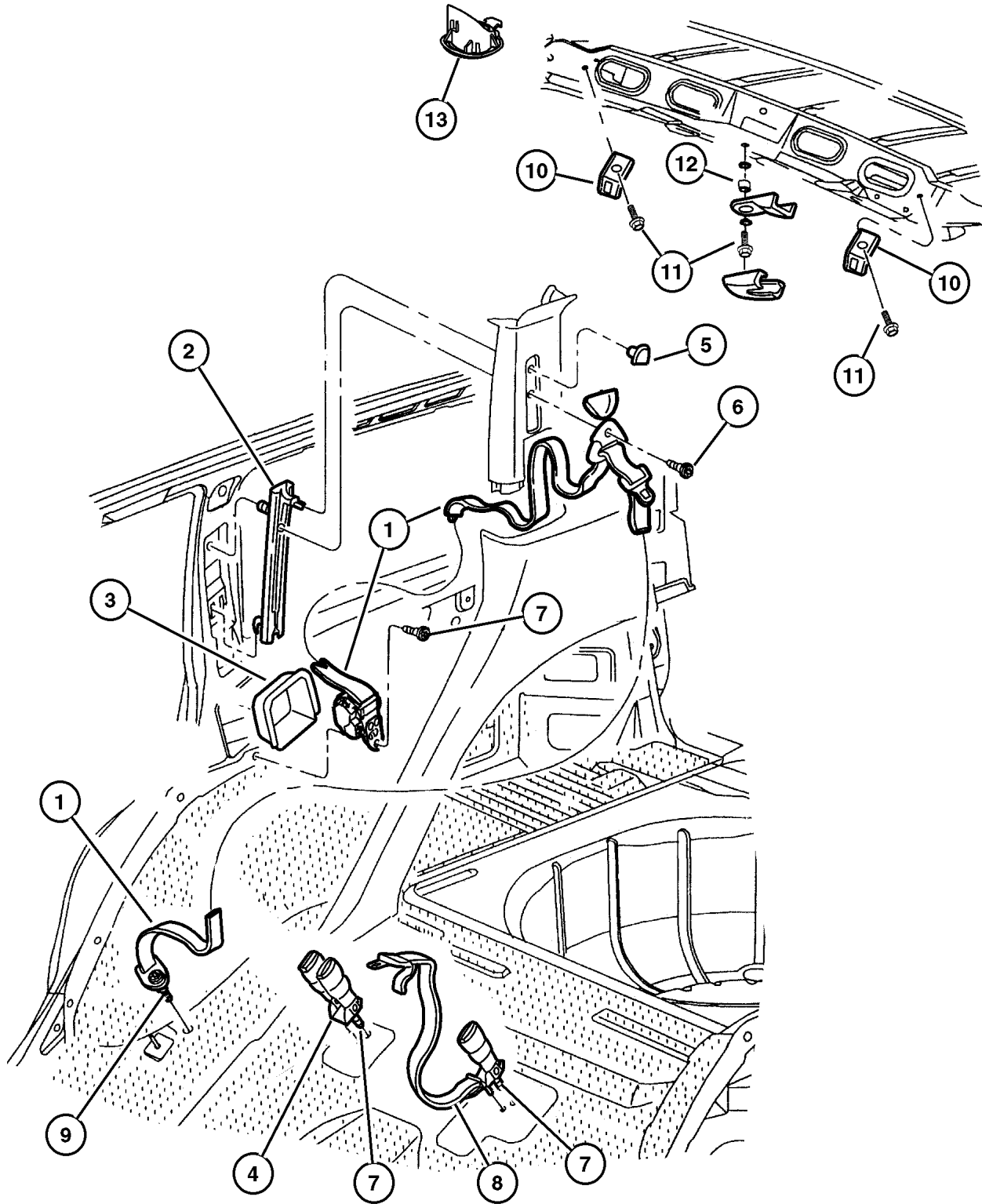
SERIES	LINE	BODY	ENGINE	TRANSMISSION
H = Laredo	J = 4WD	74 = 4 Door	ER0, ERH = 4.0L, Power Tech	DGK = 4 Speed Autm, 42RE
P = Limited	T = 2WD		EV0, EVA = 4.7L, Power Tech	DGQ = 5 Speed Automatic 5-45RFE DG0 = All Automatic Transm

AR = Use as required - = Non illustrated part # = New this model year

July 17, 2002

Rear Seat Belt Figure IWJ-720

ITEM	PART NUMBER	QTY	LINE	SERIES	BODY	ENGINE	TRANS	DESCRIPTION
1								SEAT BELT, Rear Outer
	5GD63 LAZAH	1						[AZ, A2], Left
	5GD62 LAZAH	1						[AZ, A2], Right
	5GD62 1L5AH	1						[L5], Right
	5GD63 1L5AH	1						[L5], Left
	5GD63 XT5AH	1						[T5], Left
	5GD62 XT5AH	1						[T5], Right
2	55196 689AB	2						ADJUSTER, Seat Belt Turning Loop
3	55196 733AD	2						SHIELD, Seat Belt Retractor
4								SEAT BELT, Rear Inner, Right
	5FP48 1AZAB	1						[AZ, A2]
	5FP48 1L5AB	1						[L5]
	5FP48 1T5AB	1						[T5]
5	55196 860AA	2						BUTTON, Adjuster
6	6035 888	2						SCREW, Shoulder
7	6505 286AA	2						SCREW
8								SEAT BELT, Rear Inner, Left
	5FP49 1AZAB	1						[AZ, A2]
	5FP49 1L5AB	1						[L5]
	5FP49 1T5AB	1						[T5]
9	6504 973AA	1						SCREW
10	55196 861AB	2						BRACKET
11	6503 257	2						BOLT, Hex Head, M8x1.25x37.50
12	55196 862AA	1						SPACER
13								BEZEL, tether anchor
	5GX26 TL2AA	1						[AZ, A2, L5], Right
	5GX27 TL2AA	1						[AZ, A2, L5], Left
	5GX26 XT5AA	1						[T5], Right
	5GX27 XT5AA	1						[T5], Left



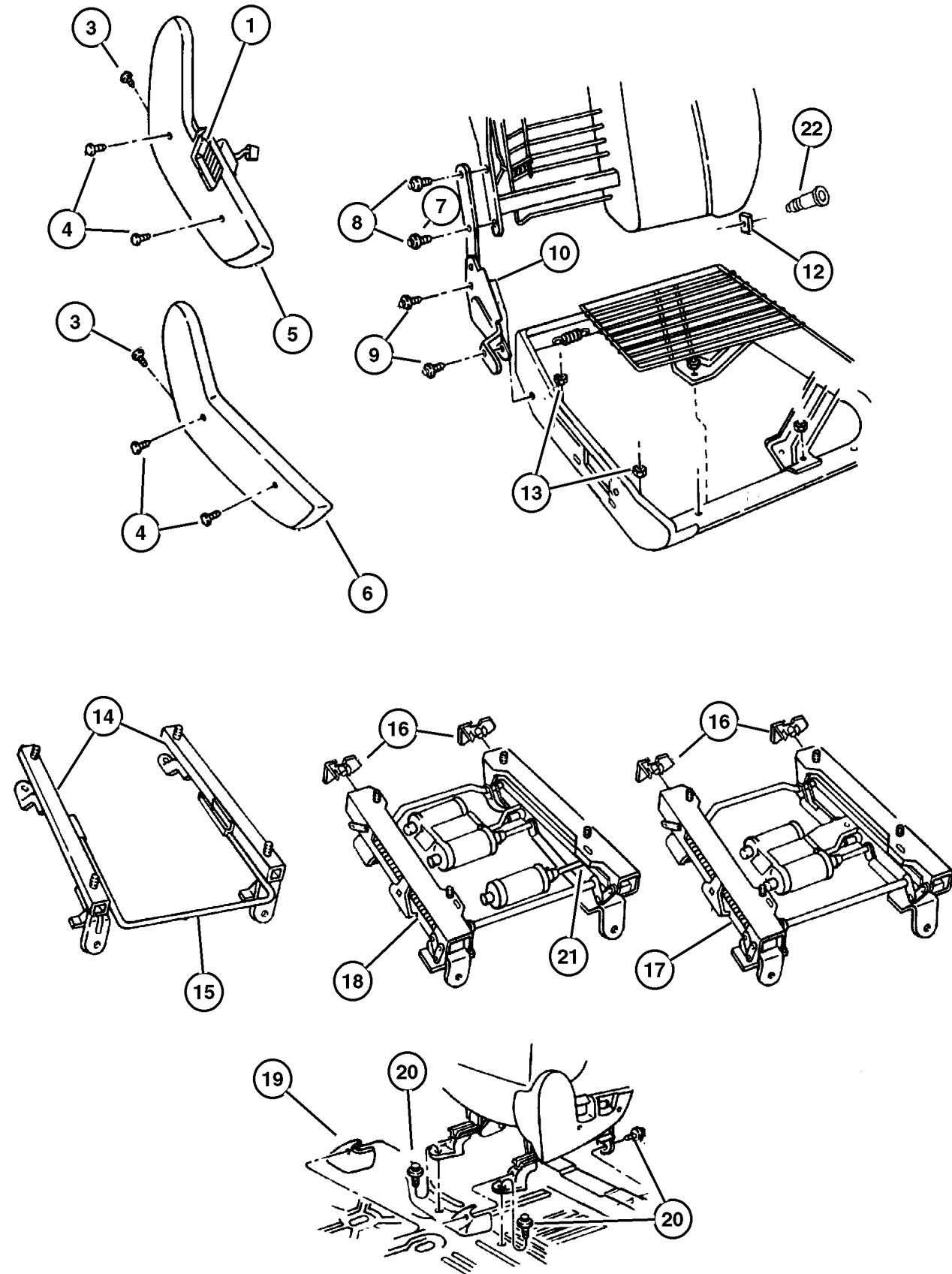
JEEP GRAND CHEROKEE (WJ)

SERIES	LINE	BODY	ENGINE	TRANSMISSION
H = Laredo	J = 4WD	74 = 4 Door	ER0, ERH = 4.0L, Power Tech	DGK = 4 Speed Autm, 42RE
P = Limited	T = 2WD		EV0, EVA = 4.7L, Power Tech	DGQ = 5 Speed Automatic 5-45RFE
				DG0 = All Automatic Transm

AR = Use as required - = Non illustrated part # = New this model year

July 17, 2002

Recliner and Adjusters Figure IWJ-810



ITEM	PART NUMBER	QTY	LINE	SERIES	BODY	ENGINE	TRANS	DESCRIPTION
1	4601 756AB	1						SWITCH, Seat 10 Way Power, Right
	4601 757AB	1						10 Way Power, Left
	4601 756AB	1						10 Way Power, Right
	4601 757AB	1						10 Way Power, Left
	4373 666	1						6 Way Power
-2								KNOB, Power Seat Switch
	4607 042	1						Right
	4607 043	1						Left
	4607 042	1						Right
3	4607 043	1						Left
								SCREW, Trim
	4720 769	2						
4		2						
		2						
								SCREW, Trim
	4720 770	4						
5		4						
		4						
		4						
								SHIELD, Seat Adjuster
	SL05 1AZAA	1						[A2], 10 Way Power, Left
	SL07 1L5AA	1						[L5], 6 Way Power, Left
	SL04 1L5AA	1						[L5], 10 Way Power, Right
	SL05 1L5AA	1						[L5], 10 Way Power, Left
	SL04 1L5AA	1						[L5], 10 Way Power, Right
	SL05 1L5AA	1						[L5], 10 Way Power, Left
	SL04 1T5AA	1						[T5], 10 Way Power, Right
	SL05 1T5AA	1						[T5], 10 Way Power, Left
	SL06 1T5AA	1						[T5], 6 Way Power, Right
	SL05 1T5AA	1						[T5], 10 Way Power, Left
	SL07 1T5AA	1						[T5], 6 Way Power, Left
	SL04 1AZAA	1						[A2], 10 Way Power, Right
	SL04 1T5AA	1						[T5], 10 Way Power, Right
	SL06 1AZAA	1						[AZ], 6 Way Power, Right
	SL05 1AZAA	1						[AZ], 10 Way Power, Left
	SL07 1AZAA	1						[AZ], 6 Way Power, Left
SL04 1AZAA	1						[AZ], 10 Way Power, Right	
SL05 1AZAA	1						[AZ], 10 Way Power, Left	
SL04 1AZAA	1						[AZ], 10 Way Power, Right	
SL06 1L5AA	1						[L5], 6 Way Power, Right	
6								SHIELD, Seat Adjuster
	SL03 1AZAA	1						[AZ], Left,Manual
	SL02 1AZAA	1						[AZ], Right,Manual
	SL02 1L5AA	1						[L5], Right,Manual

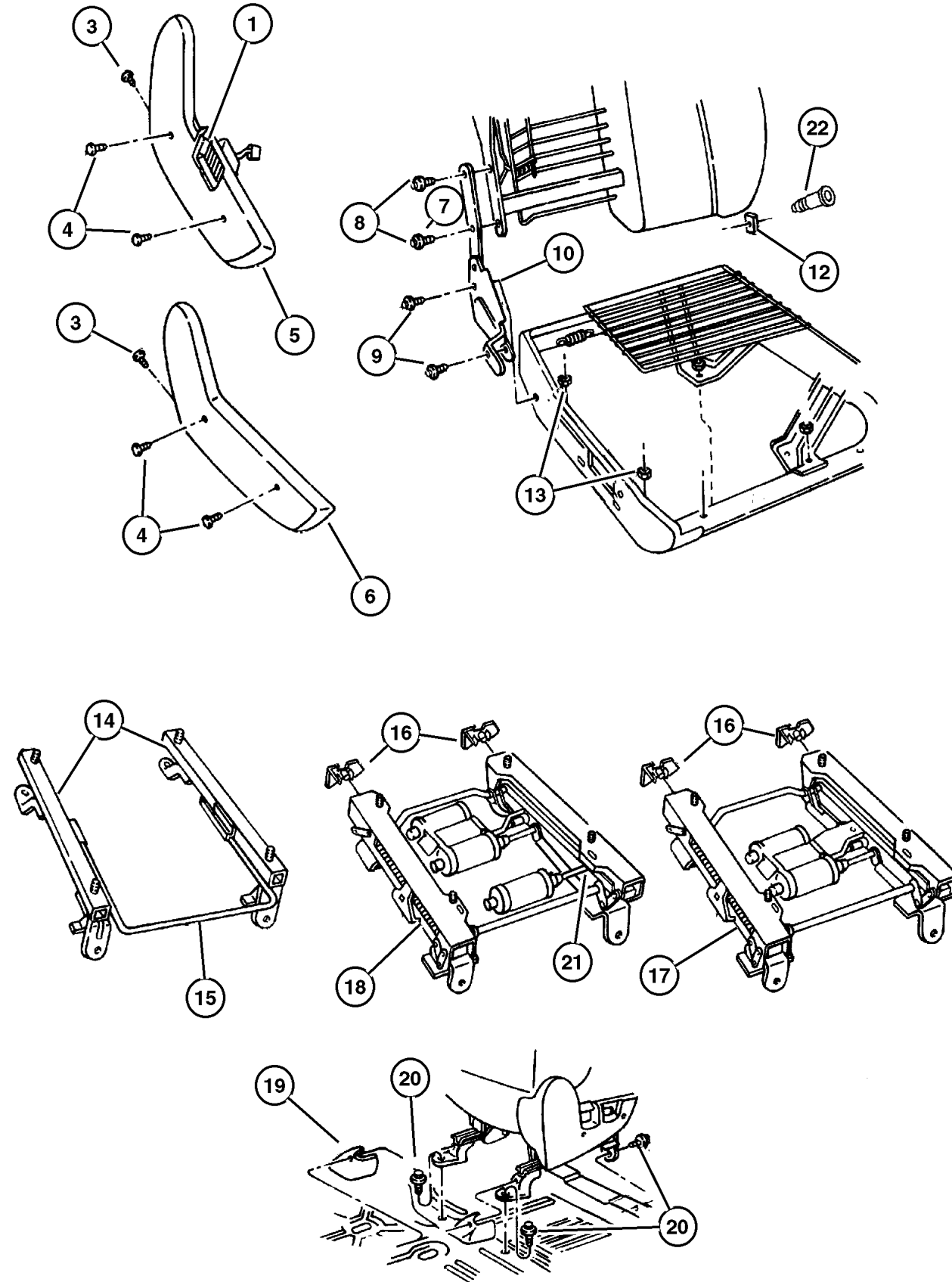
JEEP GRAND CHEROKEE (WJ)

SERIES	LINE	BODY	ENGINE	TRANSMISSION
H = Laredo	J = 4WD	74 = 4 Door	ER0, ERH = 4.0L, Power Tech	DGK = 4 Speed Autm, 42RE
P = Limited	T = 2WD		EV0, EVA = 4.7L, Power Tech	DGQ = 5 Speed Automatic
				5-45RFE
				DG0 = All Automatic Transm

AR = Use as required - = Non illustrated part # = New this model year

July 17, 2002

Recliner and Adjusters Figure IWJ-810



ITEM	PART NUMBER	QTY	LINE	SERIES	BODY	ENGINE	TRANS	DESCRIPTION
	SL03 1L5AA	1						[L5], Left,Manual
	SL03 1T5AA	1						[T5], Left,Manual
	SL02 1T5AA	1						[T5], Right,Manual
7								BOLT, Recliner to Seat Back, Manual Upper
	4720 768	4						
		4						
8								BOLT, Power Recliner
	4882 903	8						
		8						
9	4796 793	4						BOLT, Recliner To Cushion, Front Seat
10								RECLINER, Seat Back
	4864 861	1						Power With Memory, Driver
	4856 748	1						Right,Power Seat
	4856 749	1						Left,Power Seat
	4856 748	1						Right,Power Seat
	4856 749	1						Left,Power Seat
	4856 748	1						Right,Power Seat
	4796 715	1						Includes Handle, Left,Manual
	4796 714	1						Includes Handle, Right,Manual
-11								KNOB, Power Seat Switch, Power Recliner
	4607 044	1						Right
	4607 045	1						Left
		1						Left
	4607 044	1						Right
12								U-NUT, Seat Back
	4713 982	1						
		1						
13	6101 467	2						NUT, Hex Flange, M8x1.25
14								ADJUSTER, Manual Seat
	5015 564AA	1						Right,Outboard
	5015 565AA	1						Left,Outboard
	5015 566AA	1						Right,Inboard
	5015 567AA	1						Without Taveling Inboard Buckle, Left, Inboard
15	4713 930	2						HANDLE, Seat Release
16								SHIELD, Seat Adjuster
	4723 888	2						Driver Inboard, Passenger Outboard
	4723 889	2						Driver Outboard, Passenger Inboard
	4723 888	2						Driver Inboard, Passenger Outboard
	4723 889	2						Driver Outboard, Passenger Inboard

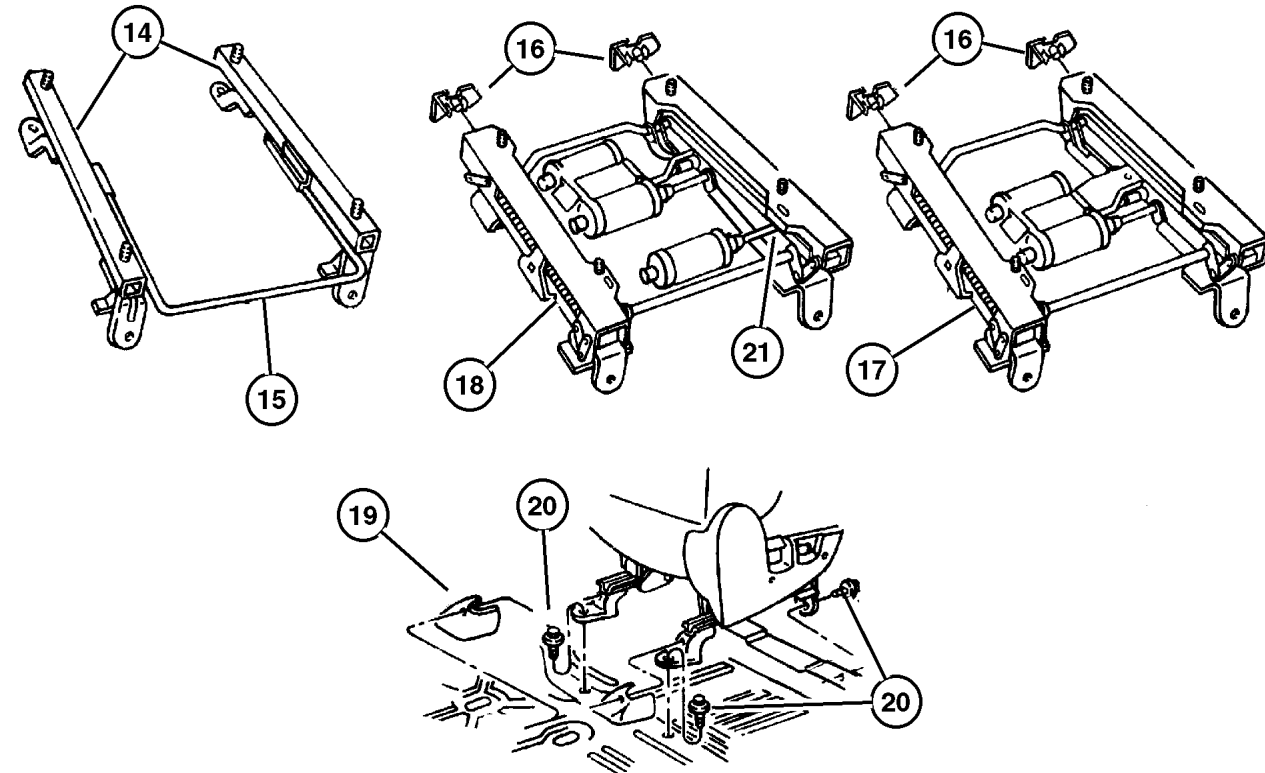
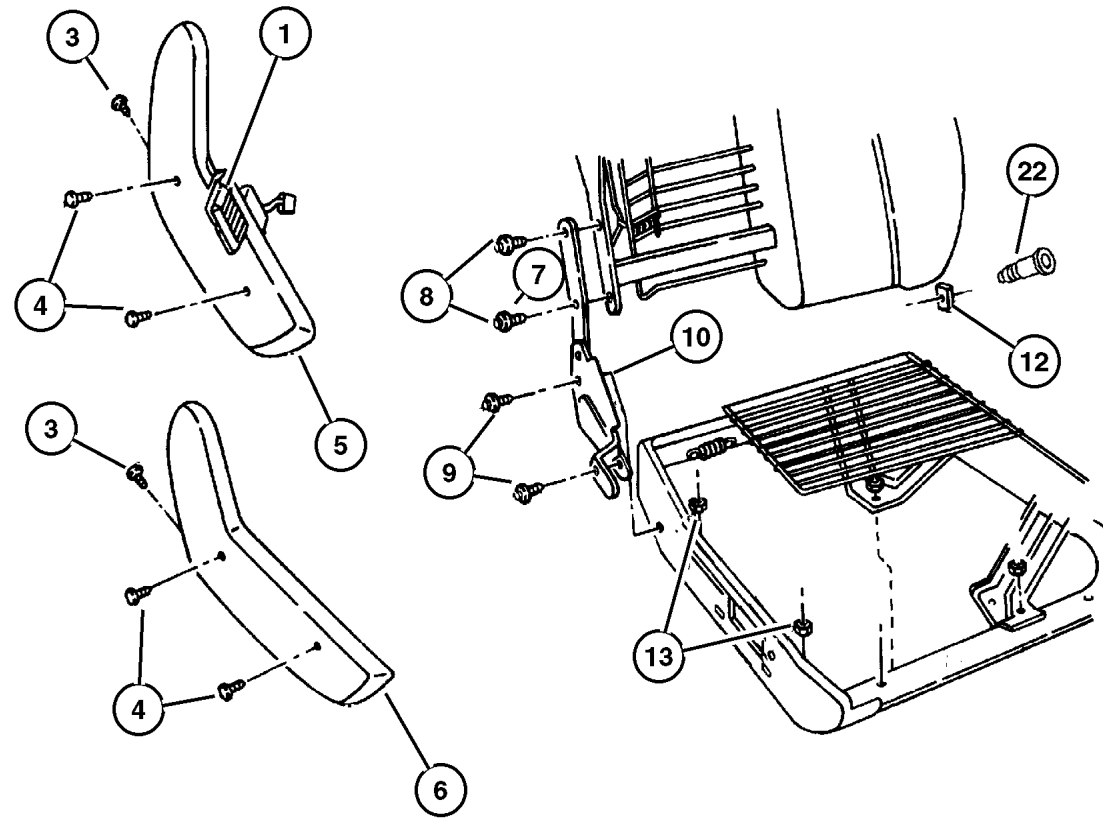
JEEP GRAND CHEROKEE (WJ)

SERIES	LINE	BODY	ENGINE	TRANSMISSION
H = Laredo	J = 4WD	74 = 4 Door	ER0, ERH = 4.0L, Power Tech	DGK = 4 Speed Autm, 42RE
P = Limited	T = 2WD		EV0, EVA = 4.7L, Power Tech	DGQ = 5 Speed Automatic
				5-45RFE
				DG0 = All Automatic Transm

AR = Use as required - = Non illustrated part # = New this model year

July 17, 2002

Recliner and Adjusters Figure IWJ-810



ITEM	PART NUMBER	QTY	LINE	SERIES	BODY	ENGINE	TRANS	DESCRIPTION
		2						Driver Outboard, Passenger Inboard
	4723 888	2						Driver Inboard, Passenger Outboard
17								ADJUSTER, Power Seat, Without Memory
	5015 570AA	1						Right
	5015 571AA	1						Left
	5015 570AA	1						Right
	5015 571AA	1						Left
	5015 570AA	1						Right
18	5015 569AA	1						ADJUSTER, Power Seat, With Memory, Left
19								COVER, Power Seat Track [AZ]
	5FZ19 LAZAA	4						[L5]
	5FZ19 WL8AA	4						[T5]
	5FZ19 XTMAA	4						
20	6505 040AA	8						SCREW, Hex Head, M10x1.5x40
21	5013 125AA	1						BRACKET, Module, With Memory
22								BOLT, Shoulder, I.B.-Back To Cushion-Pivot
	5016 212AA	2						
		2						
		2						

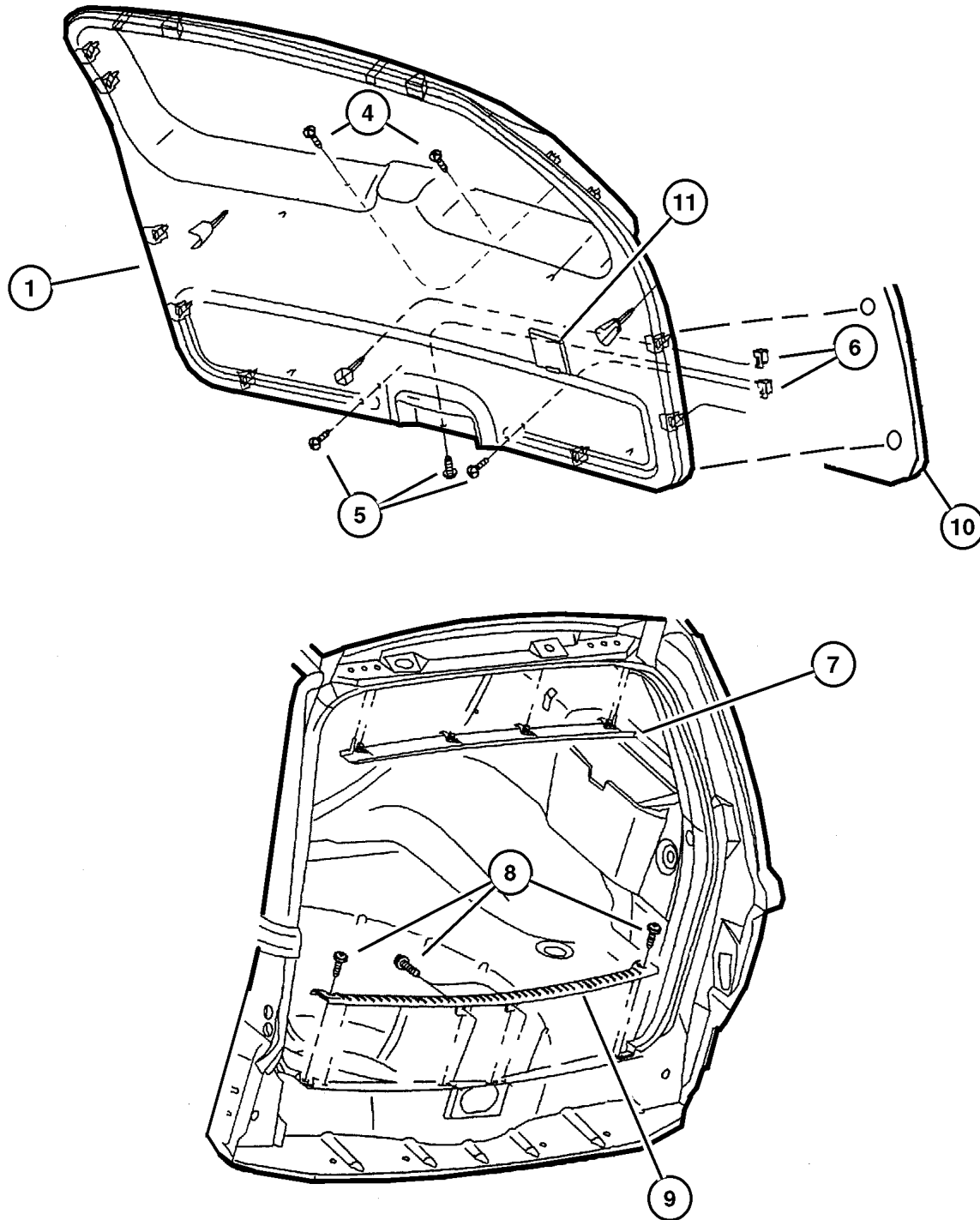
JEEP GRAND CHEROKEE (WJ)

SERIES	LINE	BODY	ENGINE	TRANSMISSION
H = Laredo	J = 4WD	74 = 4 Door	ER0, ERH = 4.0L, Power Tech	DGK = 4 Speed Autm, 42RE
P = Limited	T = 2WD		EV0, EVA = 4.7L, Power Tech	DGQ = 5 Speed Automatic 5-45RFE
				DG0 = All Automatic Transm

AR = Use as required - = Non illustrated part # = New this model year

July 17, 2002

Liftgate Panel and Scuff Plate
Figure IWJ-1010



ITEM	PART NUMBER	QTY	LINE	SERIES	BODY	ENGINE	TRANS	DESCRIPTION
1								PANEL, Liftgate
	5FS80 LAZAE	1						[AZ]
	5FS80 WL5AE	1						[L5]
	5FS80 XT5AE	1						[T5]
	5FS80 LAZAG	1						[A2]
-2	6502 991	6						FASTENER, M7.1 Hole Push In, For M7.1 Hole
-3	6503 709	4						PIN, Door Panel, Trim Panel Attach
4								SCREW AND WASHER, M4.2X1.41X52.80~~, (NOT SERVICED) (Not Serviced)
5	6032 723	3						SCREW, Self Tapping, M4.2x1.69x19.05
6								NUT, M4.2X1.70 ~~, (NOT SERVICED) (Not Serviced)
7								PANEL, Liftgate
	5FA67 LAZAC	1						[AZ, A2], Upper
	5FA67 WL5AC	1						[L5]
	5FA67 XT5AC	1						[T5]
8								SCREW, [.164-18X.625]~~, (NOT SERVICED) (Not Serviced)
9								PLATE, Liftgate Scuff
	5FS82 LAZAC	1						[AZ, A2]
	5FS82 WL5AC	1						[L5]
	5FS82 XT5AC	1						[T5]
10	55136 185AC	1						INSULATION, liftgate
11								COVER, Liftgate
	TH63 LAZAA	1						[AZ, A2]
	TH63 WL5AA	1						[L5]
	TH63 XT5AA	1						[T5]

JEEP GRAND CHEROKEE (WJ)

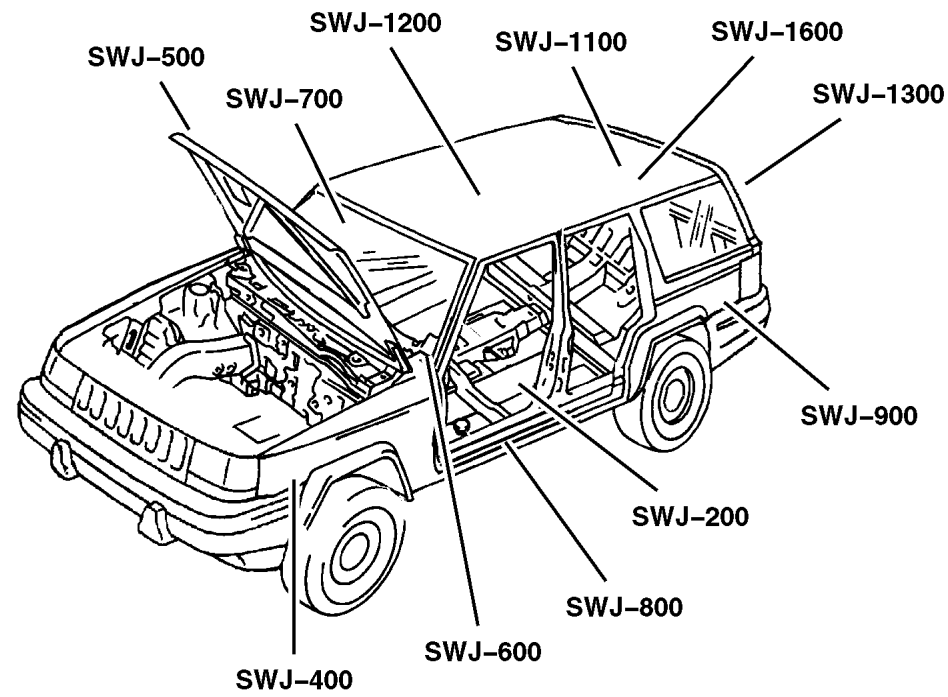
SERIES	LINE	BODY	ENGINE	TRANSMISSION
H = Laredo	J = 4WD	74 = 4 Door	ER0, ERH = 4.0L, Power Tech	DGK = 4 Speed Autm, 42RE
P = Limited	T = 2WD		EV0, EVA = 4.7L, Power Tech	DGQ = 5 Speed Automatic 5-45RFE
				DG0 = All Automatic Transm

AR = Use as required - = Non illustrated part # = New this model year

July 17, 2002

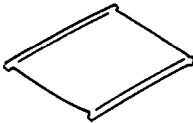

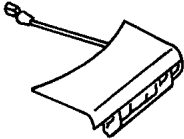

Group – SWJ







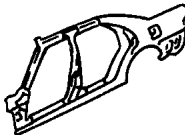

Body Sheet Metal Except Doors



Group – SWJ

Body Sheet Metal Except Doors

<p>SWJ-1100 Roof Panels</p> 	<p>SWJ-1200 Sunroof</p> 	<p>SWJ-1300 Liftgate Panel</p> 	<p>SWJ-1600 Luggage Rack</p> 
--	--	---	---

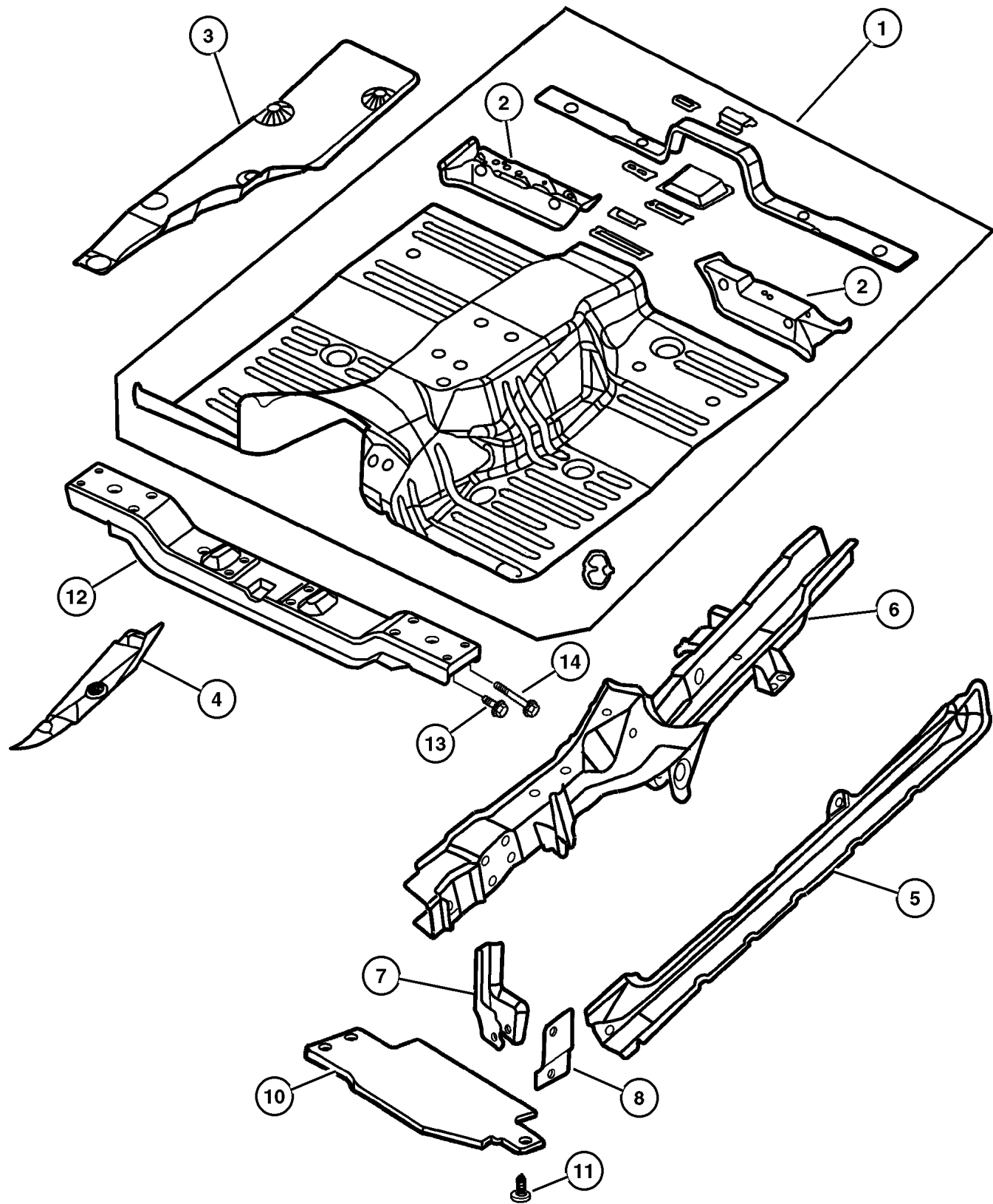
<p>SWJ-200 Floor Pans</p> 	<p>SWJ-300 Plugs</p> 	<p>SWJ-400 Front Fenders</p> 	<p>SWJ-500 Hood and Hood Release</p> 
<p>SWJ-600 Cowl and Dash Panel</p> 	<p>SWJ-700 Glass and Rear View Mirror</p> 	<p>SWJ-800 Aperture Panel</p> 	<p>SWJ-900 Quarter Panel and Pillars</p> 

GROUP SWJ - Body Sheet Metal Except Doors

Illustration Title	Group-Fig. No.
Floor Pans	
Front Floor Pan	Fig. SWJ-210
Center and Rear Floor Pan	Fig. SWJ-220
Plugs	
Plugs	Fig. SWJ-310
Front Fenders	
Front Fender	Fig. SWJ-410
Hood and Hood Release	
Hood, Latch, Hinges	Fig. SWJ-510
Cowl and Dash Panel	
Panels, Cowl and Dash	Fig. SWJ-610
Insulation, Dash And Cowl	Fig. SWJ-620
Glass and Rear View Mirror	
Glass, Windshield, Backlite, Quarter Window, Rear View Mirror	Fig. SWJ-710
Aperture Panel	
Panels, Body Side	Fig. SWJ-810
Quarter Panel and Pillars	
Panels, Rear Quarter	Fig. SWJ-910
Roof Panels	
Panels, Roof	Fig. SWJ-1110
Sunroof	
Sunroof	Fig. SWJ-1210
Liftgate Panel	
Liftgate, Latch and Hinges	Fig. SWJ-1310
Luggage Rack	
Roof Rack	Fig. SWJ-1610



Front Floor Pan
Figure SWJ-210



ITEM	PART NUMBER	QTY	LINE	SERIES	BODY	ENGINE	TRANS	DESCRIPTION
1	55296 400AE	1						PAN, Floor
2	55136 340AD	1						REINFORCEMENT, Front Seat Right
	55136 341AD	1						Left
3	55135 709AC	1						SHIELD, Heat
4	55135 712AD	1						SHIELD, Heat
5	55135 802AC	1						SILL, Body Side Right
	55135 803AC	1						Left
6	5012 524AD	1						RAIL, Frame Side Right
	5012 525AD	1						Left
7	5513 6317	1						BRACKET, Track Bar, Inner
8	5513 6319	1						BRACKET, Track Bar, Outer
-9	6101 916	2						NUT, Hex Weld, M8x1.25
10	5513 5781	1						SHIELD, Splash
11	6034 608	4						PIN, Headline
12	52058 940AB	1						CROSSMEMBER, Transmission
13	6506 000AA	4						SCREW AND WASHER
14	6505 671AA	4						SCREW AND WASHER

JEEP GRAND CHEROKEE (WJ)

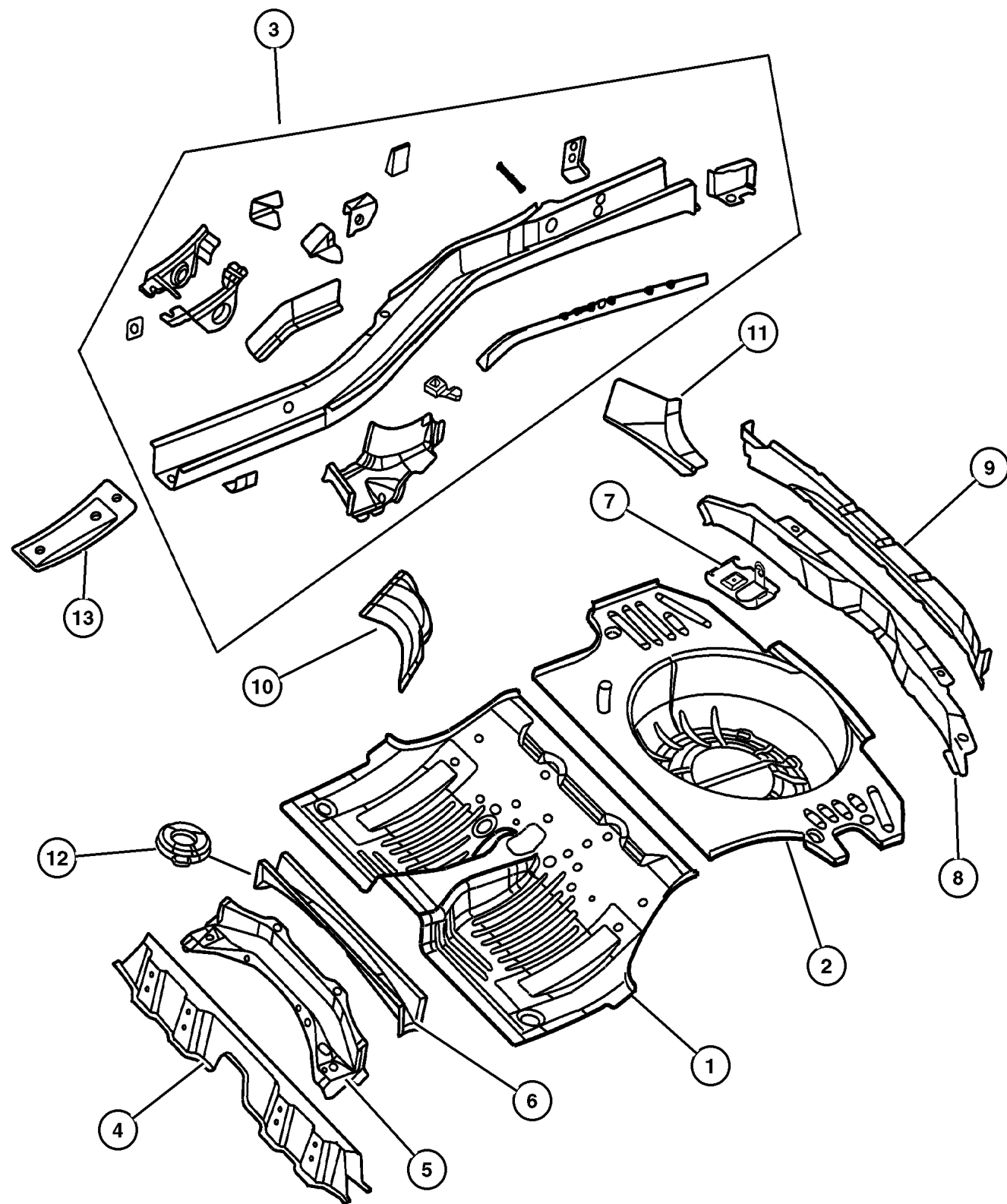
SERIES	LINE	BODY	ENGINE	TRANSMISSION
H = Laredo	J = 4WD	74 = 4 Door	ER0, ERH = 4.0L, Power Tech	DGK = 4 Speed Autm, 42RE
P = Limited	T = 2WD		EV0, EVA = 4.7L, Power Tech	DGQ = 5 Speed Automatic 5-45RFE
				DG0 = All Automatic Transm

AR = Use as required - = Non illustrated part # = New this model year

July 17, 2002

**Center and Rear Floor Pan
Figure SWJ-220**

ITEM	PART NUMBER	QTY	LINE	SERIES	BODY	ENGINE	TRANS	DESCRIPTION
1	55136 940AE	1						PAN, Floor, Center
2	55136 377AE	1						PAN, Rear Floor
3								RAIL, Rear Floor Pan Side
	5014 932AC	1						Right
	5014 933AC	1						Left
4	55136 163AE	1						CROSSMEMBER, Rear Floor
5	55137 279AC	1						CROSSMEMBER, Rear Floor Pan Front
6	55136 511AD	1						CROSSMEMBER, Rear Floor
7	55295 800AD	1						BRACKET, Jack
8	55136 558AE	1						CROSSMEMBER, Rear Floor, Rear Outer
9	55136 179AD	1						CROSSMEMBER, Rear Floor
10	55136 160AE	1						SHIELD, Fuel Tank
11								GUSSET, Side Member
	55135 504AC	1						Right
	55135 505AC	1						Left
12	5014 781AA	2						GUIDE, Rear Spring, None
13	55136 164AE	2						REINFORCEMENT, Rear Floor Pan Rear Rail



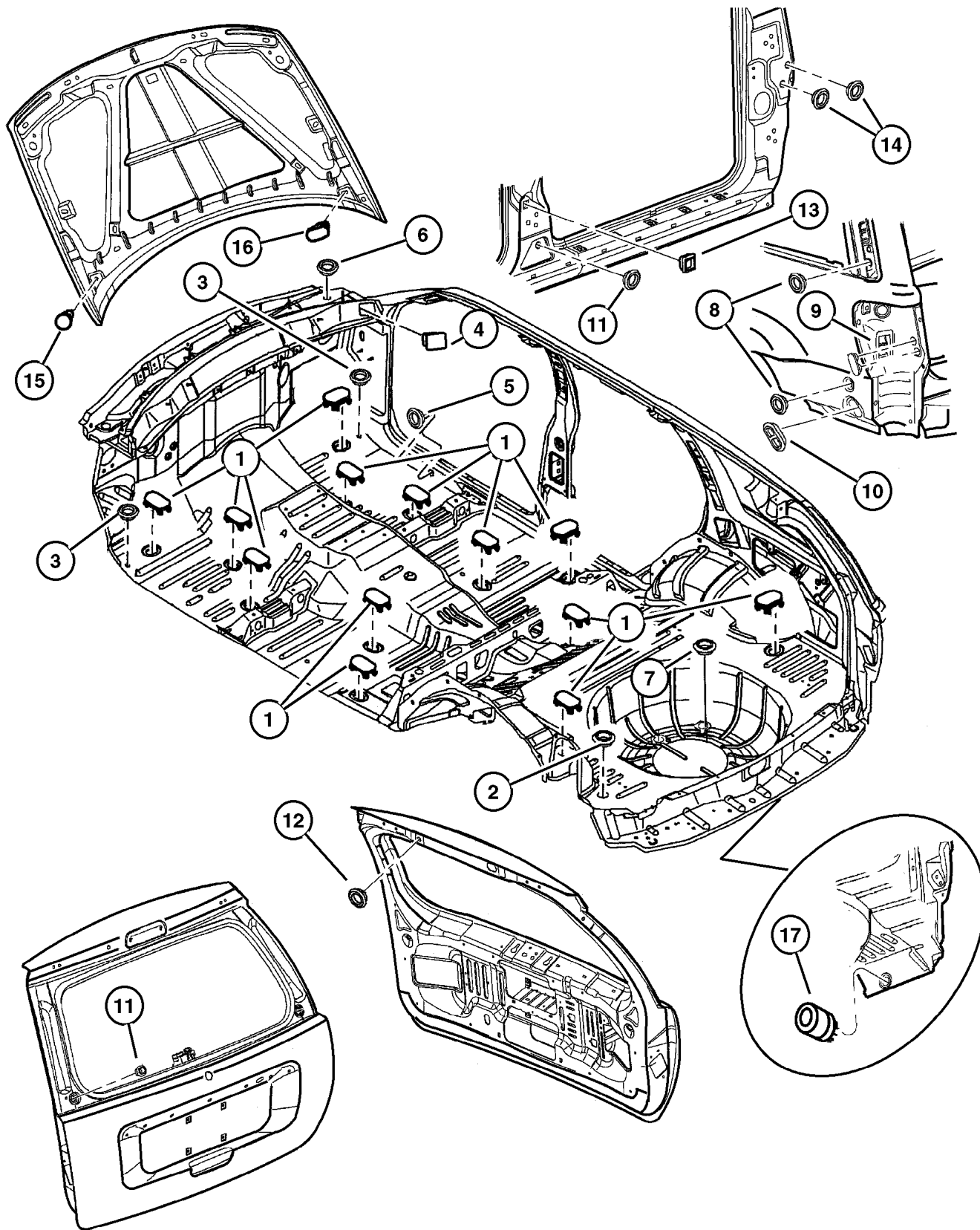
JEEP GRAND CHEROKEE (WJ)

SERIES	LINE	BODY	ENGINE	TRANSMISSION
H = Laredo	J = 4WD	74 = 4 Door	ER0, ERH = 4.0L, Power Tech	DGK = 4 Speed Autm, 42RE
P = Limited	T = 2WD		EV0, EVA = 4.7L, Power Tech	DGQ = 5 Speed Automatic 5-45RFE
				DG0 = All Automatic Transm

AR = Use as required - = Non illustrated part # = New this model year

July 17, 2002

Plugs Figure SWJ-310



ITEM	PART NUMBER	QTY	LINE	SERIES	BODY	ENGINE	TRANS	DESCRIPTION
1	4580 343	13						PLUG, Floor Pan
2	2424 864	1						PLUG, Body, 1.75 Diameter
3	2860 332	4						PLUG, Anti-Rattle
4	55136 507AB	1						PLUG, Body, Cowl Top
5	55257 380AA	12						PLUG
6	55136 456AB	1						PLUG, Body
7	55136 594AA	1						PLUG, Body
8	4440 294	7						PLUG, Rear Fascia
9	55136 948AA	2						TAPE, Body Side
10	55136 562AB	2						PLUG, Body
11	4674 441	1						PLUG, Body, .75 Diameter
12	5255 217	1						PLUG, Dash Panel
13	55136 566AA	4						PLUG, Body
14	55136 859AA	2						PLUG
15	55136 755AA	1						PLUG, Body
16	55136 752AA	1						PLUG, Body
17	55135 856AB	2						PLUG, Body
-18	55136 844AE	1						PLUG, Floor

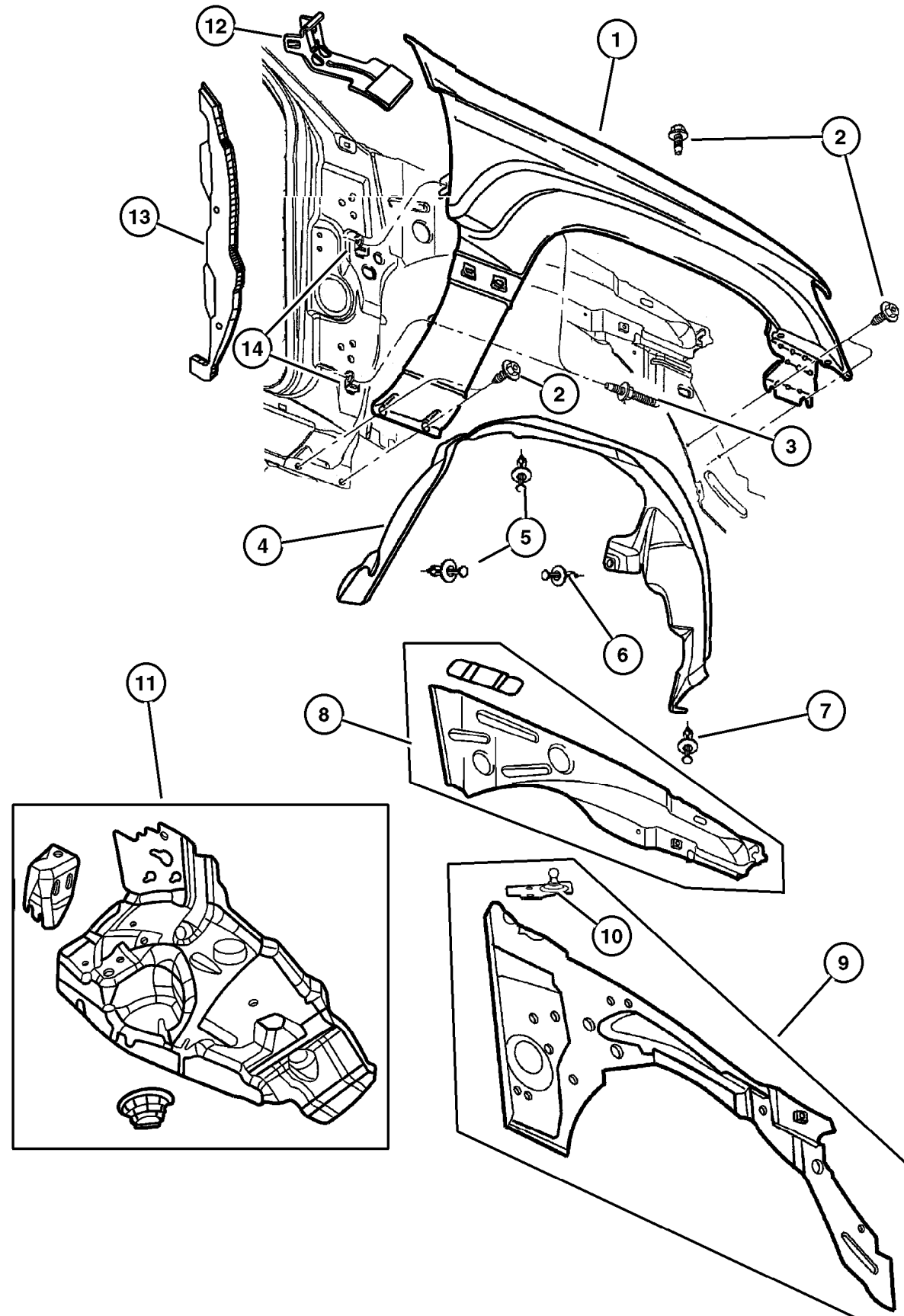
JEEP GRAND CHEROKEE (WJ)

SERIES	LINE	BODY	ENGINE	TRANSMISSION
H = Laredo	J = 4WD	74 = 4 Door	ER0, ERH = 4.0L, Power Tech	DGK = 4 Speed Autm, 42RE
P = Limited	T = 2WD		EV0, EVA = 4.7L, Power Tech	DGQ = 5 Speed Automatic 5-45RFE
				DG0 = All Automatic Transm

AR = Use as required - = Non illustrated part # = New this model year

July 17, 2002

Front Fender Figure SWJ-410



ITEM	PART NUMBER	QTY	LINE	SERIES	BODY	ENGINE	TRANS	DESCRIPTION
1								FENDER, Front
	55135 900AC	1						Right
	55135 901AC	1						Left
2								SCREW, M6X1.00X15.00~~, (NOT SERVICED) (Not Serviced)
3								STUD, Double Ended, M6X1.00X57.00~~, (NOT SERVICED) (Not Serviced)
4								LINER, Front Fender
	55136 228AB	1						Right
	55136 229AB	1						Left
5	6034 608	4						PIN, Headline
6	3420 1631	6						RIVET, M6.25x28 Black
7	6506 293AA	12						PIN, Push
8								REINFORCEMENT, Cowl Side
	55136 354AH	1						Right
	55136 355AH	1						Left
9								PANEL, Cowl
	55135 442AE	1						Right
	55135 443AE	1						Left
10								BRACKET, Ball to Body
	5513 6434	1						Right
	5513 6435	1						Left
11								SUPPORT, Front Suspension
	#5017 481AC	1						Right
	#5017 504AC	1						Left
12	55136 774AA	2						BRACKET, Fender
13								FILLER, Fender to Wheelhouse
	55135 793AC	1						Left
	55135 866AC	1						Right
14	55136 586AB	4						BRACKET, Fender

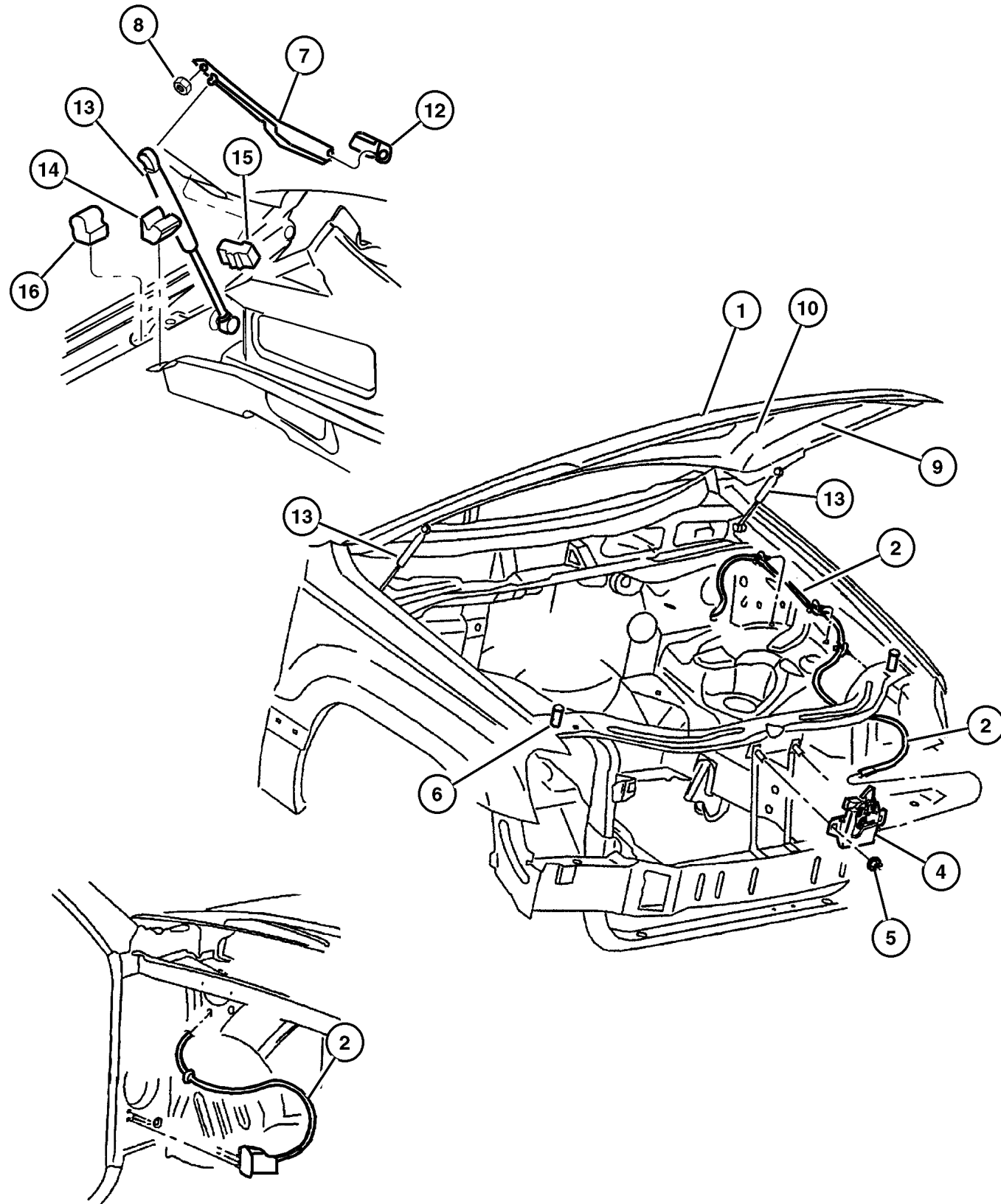
JEEP GRAND CHEROKEE (WJ)

SERIES	LINE	BODY	ENGINE	TRANSMISSION
H = Laredo	J = 4WD	74 = 4 Door	ER0, ERH = 4.0L, Power Tech	DGK = 4 Speed Autm, 42RE
P = Limited	T = 2WD		EV0, EVA = 4.7L, Power Tech	DGQ = 5 Speed Automatic 5-45RFE
				DG0 = All Automatic Transm

AR = Use as required - = Non illustrated part # = New this model year

July 17, 2002

Hood, Latch, Hinges Figure SWJ-510



ITEM	PART NUMBER	QTY	LINE	SERIES	BODY	ENGINE	TRANS	DESCRIPTION
1	55076 470AD	1						HOOD
2	5513 5532	1						CABLE, Hood Release
-3	6503 794	3						CLIP, M6.3x11.2
4	5513 5600	1						LATCH, Hood
5	6101 446	2						NUT AND WASHER
6	4103 165	2						BUMPER, Hood
7								HINGE, Hood
	55256 196AB	1						Right
	55256 197AB	1						Left
8	6503 664	4						NUT AND WASHER, Hex Nut-Coned Washer, M6 x 1.00
9	55196 298AC	1						INSULATION, Hood
10	55116 446AA	1						LABEL, Refrigerant
-11	6003 351	12						RETAINER, Hood Insulation, .415x.690
12								COVER, Hinge
	55156 110AA	1						Right
	55156 111AA	1						Left
13	55136 764AA	2						PROP, Hood
14	55136 545AA	2						SEAL, Hood, Lower
15	55136 549AA	2						SEAL, Hood, Upper
16	55136 550AA	2						SEAL, Hood, Outer

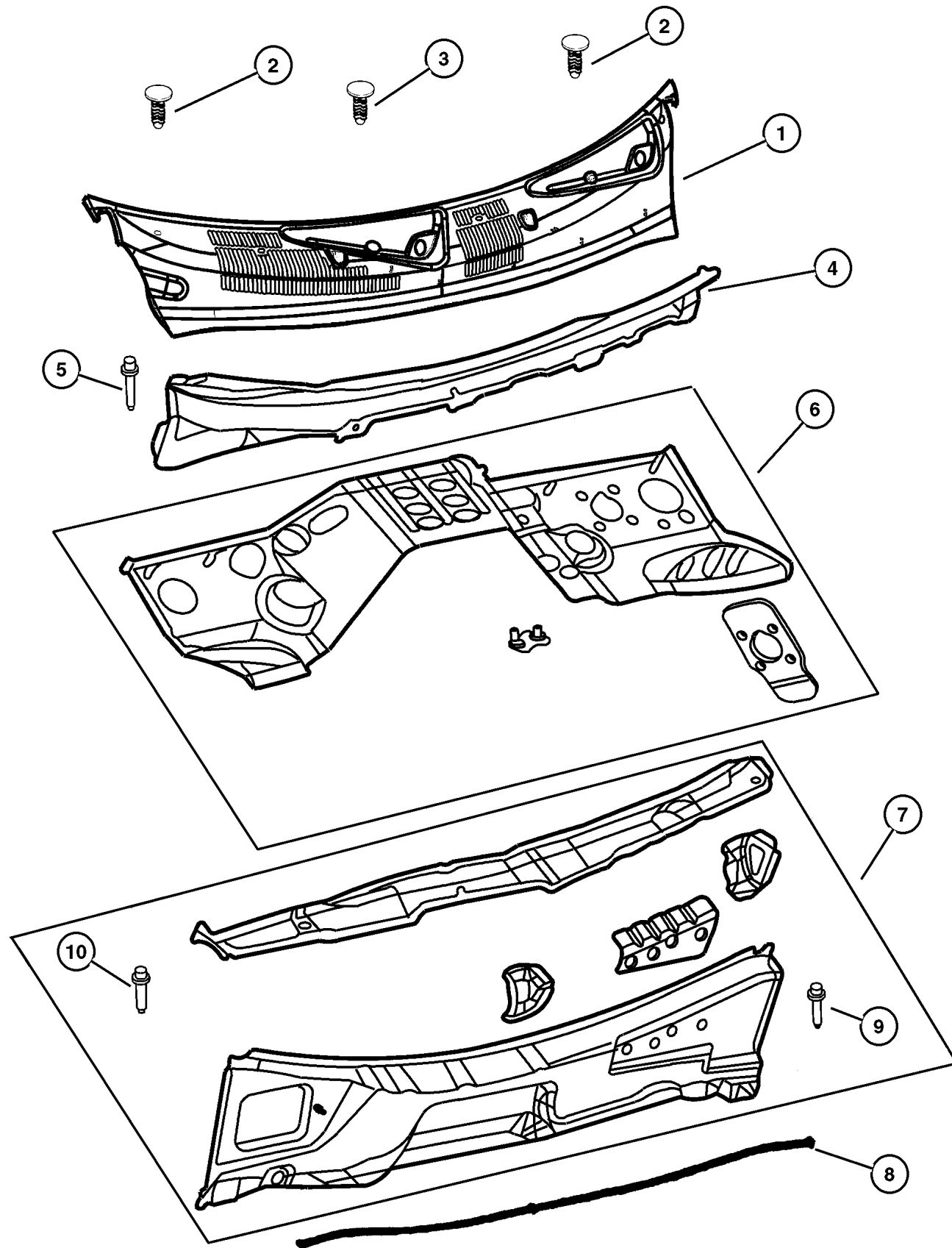
JEEP GRAND CHEROKEE (WJ)

SERIES	LINE	BODY	ENGINE	TRANSMISSION
H = Laredo	J = 4WD	74 = 4 Door	ER0, ERH = 4.0L, Power Tech	DGK = 4 Speed Autm, 42RE
P = Limited	T = 2WD		EV0, EVA = 4.7L, Power Tech	DGQ = 5 Speed Automatic 5-45RFE
				DG0 = All Automatic Transm

AR = Use as required - = Non illustrated part # = New this model year

July 17, 2002

**Panels, Cowl and Dash
Figure SWJ-610**



ITEM	PART NUMBER	QTY	LINE	SERIES	BODY	ENGINE	TRANS	DESCRIPTION
1	55155 355AB	1						COVER, Cowl Grille
2	6505 319AA	4						NUT, M6x1.00
3	6503 339	2						NUT, Plastic
4	#55135 369AC	1						PANEL, Cowl Top
5	6505 511AA	4						STUD
6	55135 358AB	1						PANEL, Dash
7	55135 451AB	1						PANEL, Cowl And Plenum
8	55135 392AB	1						SEAL, Hood To Plenum
9	6504 758	3						STUD, M8x
10	6504 952AA	3						STUD

JEEP GRAND CHEROKEE (WJ)

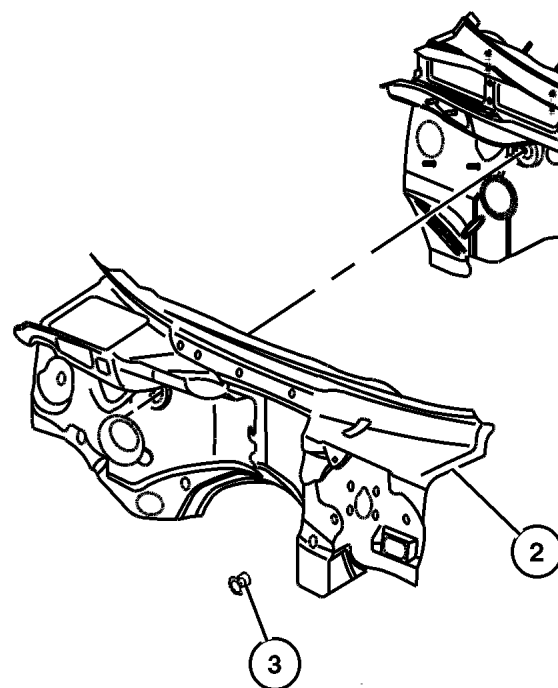
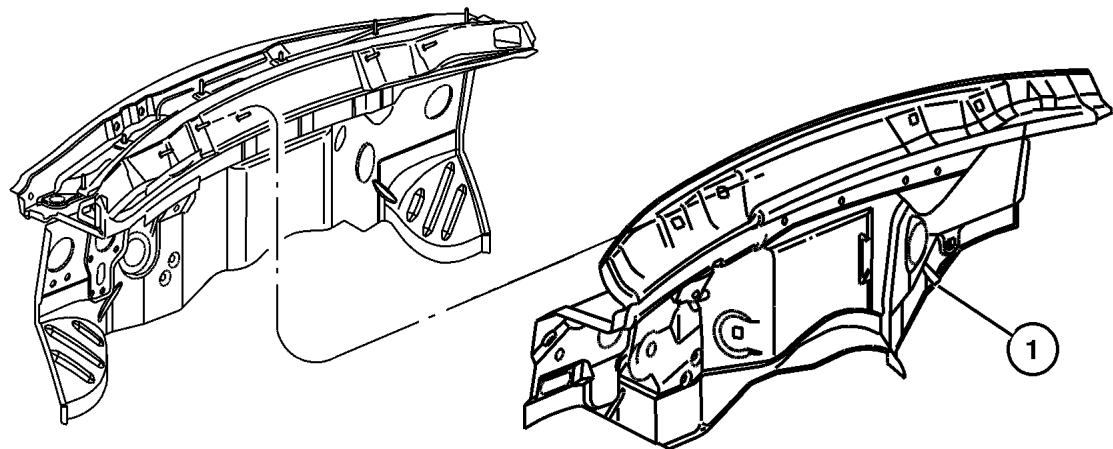
SERIES	LINE	BODY	ENGINE	TRANSMISSION
H = Laredo	J = 4WD	74 = 4 Door	ER0, ERH = 4.0L, Power Tech	DGK = 4 Speed Autm, 42RE
P = Limited	T = 2WD		EV0, EVA = 4.7L, Power Tech	DGQ = 5 Speed Automatic 5-45RFE DG0 = All Automatic Transm

AR = Use as required - = Non illustrated part # = New this model year

July 17, 2002

**Insulation, Dash And Cowl
Figure SWJ-620**

ITEM	PART NUMBER	QTY	LINE	SERIES	BODY	ENGINE	TRANS	DESCRIPTION
1	#55196 892AA	1						INSULATION, Dash Panel
2	55196 836AA	1						INSULATION, Dash Panel
3	6503 274	3						NUT, Push On



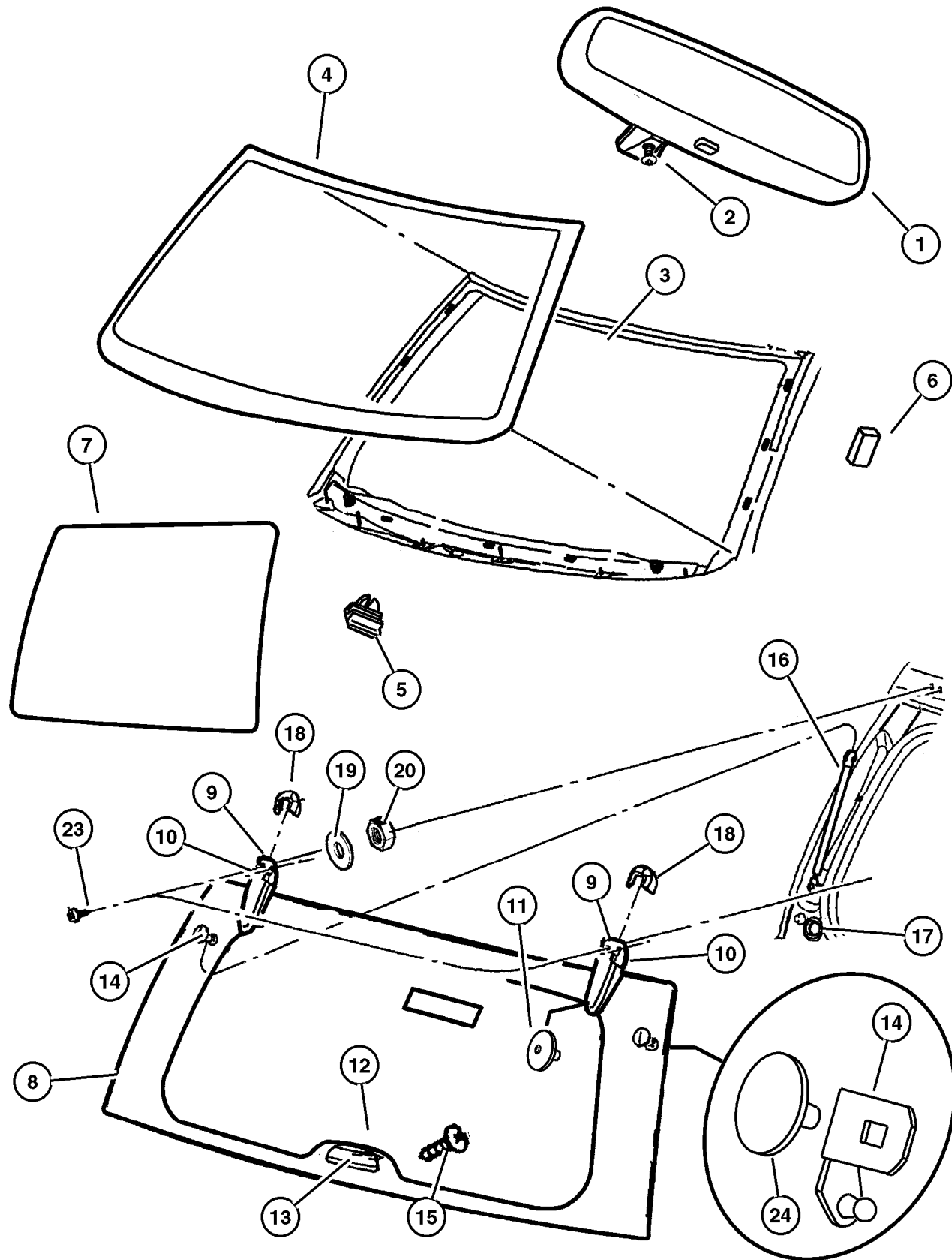
JEEP GRAND CHEROKEE (WJ)

SERIES	LINE	BODY	ENGINE	TRANSMISSION
H = Laredo	J = 4WD	74 = 4 Door	ER0, ERH = 4.0L, Power Tech	DGK = 4 Speed Autm, 42RE
P = Limited	T = 2WD		EV0, EVA = 4.7L, Power Tech	DGQ = 5 Speed Automatic 5-45RFE
				DG0 = All Automatic Transm

AR = Use as required - = Non illustrated part # = New this model year

July 17, 2002

Glass, Windshield, Backlite, Quarter Window, Rear View Mirror
Figure SWJ-710



ITEM	PART NUMBER	QTY	LINE	SERIES	BODY	ENGINE	TRANS	DESCRIPTION
1								MIRROR, Inside Rear View
	55155 380AB	1						Automatic
	4805 332AB	1						Prismatic
2	6031 094	1						SCREW, Pan Head Tapping, .19-16x.375
3	5507 6401	1						BUTTON, Rear View Mirror
4								WINDSHIELD
	5017 527AA	1						25-Lite Pack
	55136 054AC	1						
5	5502 8214	9						SPACER, Windshield
6	55275 388AC	2						SPACER, Windshield
7								GLASS, Quarter Window
	55135 808AC	1						Right
	55135 809AC	1						Left
8	55136 980AB	1						GLASS, Liftgate Flipper
9								HINGE, Liftglass
	5019 418AA	1						Right
	5019 419AA	1						Left
10	5507 5164	4						GASKET, Liftgate Hinge
11	6502 900	2						SCREW, Special Head, M6x1x12.7, Hinge to Glass
12	5513 6045	1						GASKET, Liftgate Handle
13	5513 6048	1						HANDLE, Flipper Window
14								BALL STUD, Liftgate Glass
	55136 968AA	1						Right
	55136 969AA	1						Left
15	6035 479	2						SCREW AND WASHER
16	55136 965AA	2						GAS CYLINDER, Liftgate Glass
17	55136 845AA	2						BUMPER, Liftgate Glass
18								COVER, Hinge
	4717 486AB	1						Right
	4717 487AB	1						Left
19	5529 5914	4						GASKET, Ball Stud
20	6504 513	1						NUT AND WASHER, Hex Nut-Coned Washer, M6 x 1.00
-21	5513 6044	1						STRIKER, Liftgate Glass
-22	5507 6299	2						CAP, Lock Cylinder, Locks Prop Rod
23	6505 440AA	4						SCREW
24	6506 200AA	2						FASTENER

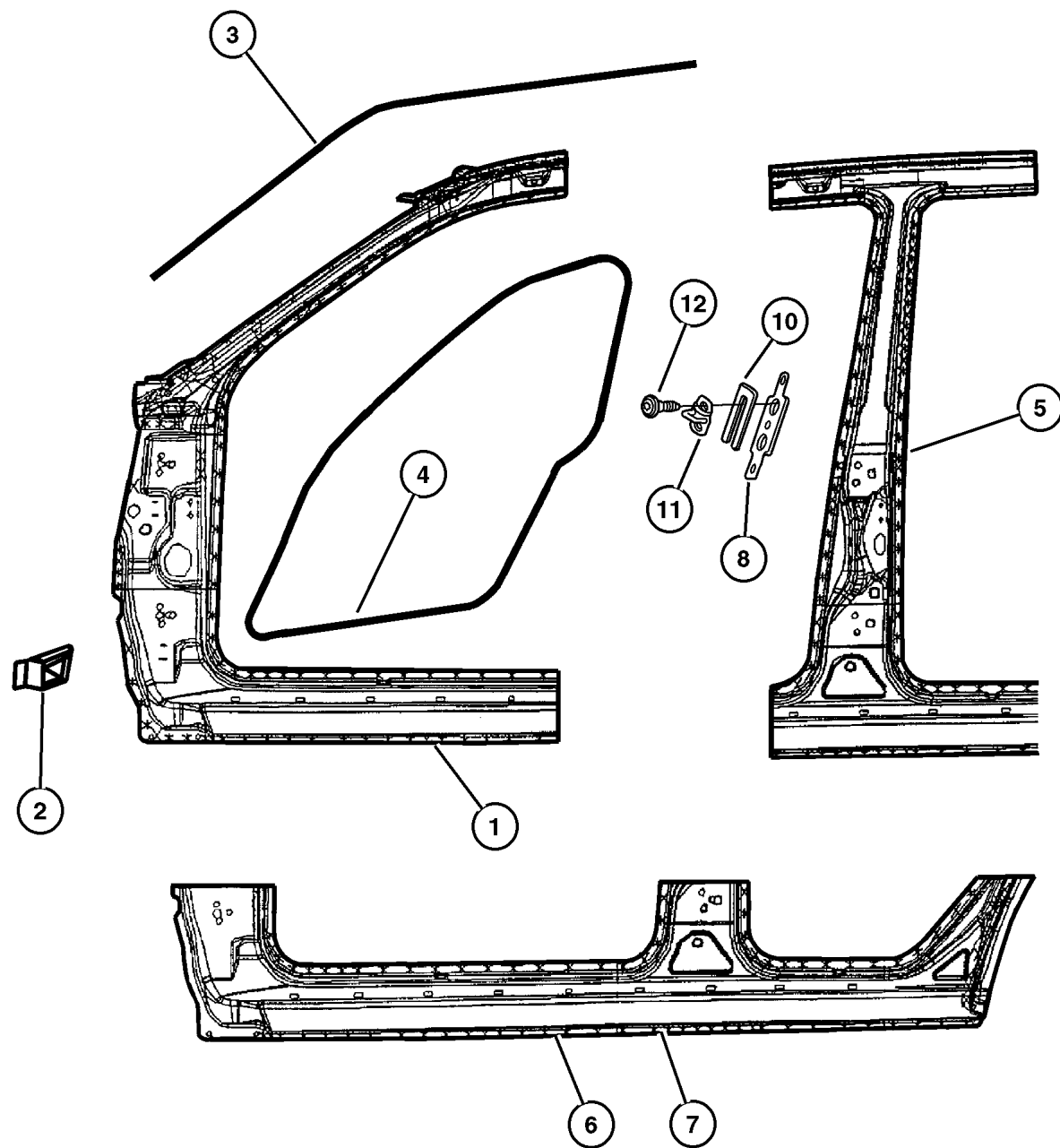
JEEP GRAND CHEROKEE (WJ)

SERIES	LINE	BODY	ENGINE	TRANSMISSION
H = Laredo	J = 4WD	74 = 4 Door	ER0, ERH = 4.0L, Power Tech	DGK = 4 Speed Autm, 42RE
P = Limited	T = 2WD		EV0, EVA = 4.7L, Power Tech	DGQ = 5 Speed Automatic 5-45RFE DG0 = All Automatic Transm

AR = Use as required - = Non illustrated part # = New this model year

July 17, 2002

Panels, Body Side
Figure SWJ-810



ITEM	PART NUMBER	QTY	LINE	SERIES	BODY	ENGINE	TRANS	DESCRIPTION
1								PANEL, Body Side Aperture Front
	5013 007AA	1						Left
	5013 006AA	1						Right
2								TAPPING PLATE, Door Hinge, Also serviced in Item #1
	55136 436AB	1						Right
	55136 437AB	1						Left
3								SEAL, Body Side
	55135 869AB	1						Upper,Right
	55135 872AB	1						Upper,Left
4								SEAL, Front Door
	55135 918AC	1						Right
	55135 919AC	1						Left
5								PANEL, Body Side Aperture Center
	5013 008AB	1						Right
	5013 009AB	1						Left
6								SILL, Body Side, Complete
	5013 062AB	1						Right
	5013 063AB	1						Left
7								PANEL, Side Sill, Outer Only
	5017 868AA	1						Right
	5017 869AA	1						Left
8	55135 503AB	2						TAPPING PLATE, Striker
-9	55363 274AA	1						LABEL, Mercury Warning
10	4520 289	AR						SPACER, Door Latch Striker
11	#4780 607AA	2						STRIKER, Door
12	6504 573	4						SCREW, Oval Head, SCREW

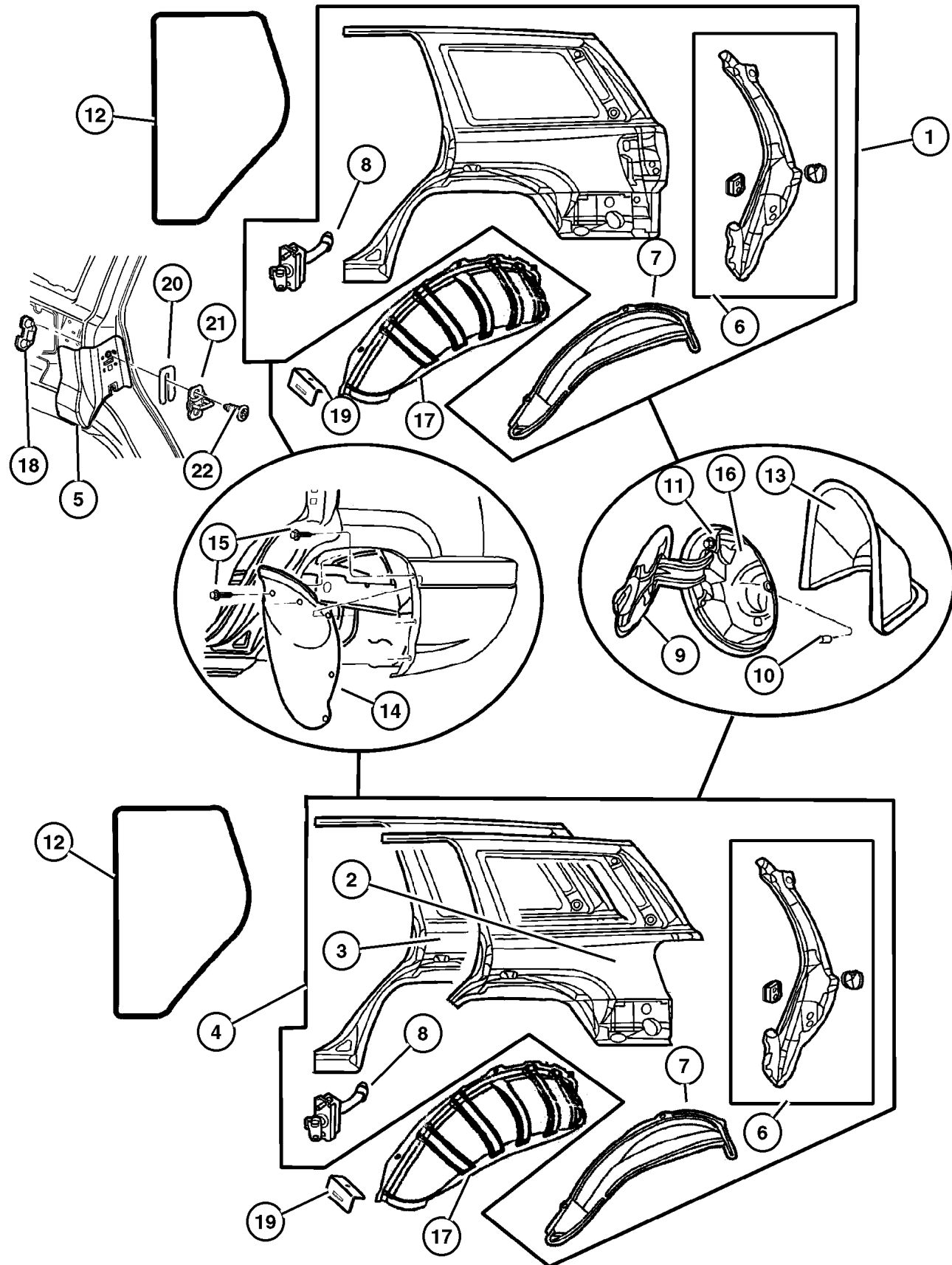
JEEP GRAND CHEROKEE (WJ)

SERIES	LINE	BODY	ENGINE	TRANSMISSION
H = Laredo	J = 4WD	74 = 4 Door	ER0, ERH = 4.0L, Power Tech	DGK = 4 Speed Autm, 42RE
P = Limited	T = 2WD		EV0, EVA = 4.7L, Power Tech	DGQ = 5 Speed Automatic 5-45RFE DG0 = All Automatic Transm

AR = Use as required - = Non illustrated part # = New this model year

July 17, 2002

**Panels, Rear Quarter
Figure SWJ-910**



ITEM	PART NUMBER	QTY	LINE	SERIES	BODY	ENGINE	TRANS	DESCRIPTION
The difference between item #1 and item #2 is the cut of the Quarter Panel. Item #1 contains part of the bottom sill.								
1								PANEL, Body Side Aperture Rear, Complete, Includes Taillamp Pocket
	5013 058AB	1						Right
	5013 059AB	1						Left
2								PANEL, Quarter, Outer Only, Without Dog Leg, Taillamp Pocket
	5017 866AA	1						Right
	5017 867AA	1						Left
3								PANEL, Quarter, Outer Only, With Dog Leg, Without Taillamp Pocket
	#5017 866AB	1						Right
	#5017 867AB	1						Left
4								PANEL, Quarter Corner, Includes Taillamp Pocket
	5013 060AB	1						Right
	5013 061AB	1						Left
5								REINFORCEMENT, Door Striker
	55135 508AC	1						Right
	55135 509AC	1						Left
6								TROUGH, Liftgate Opening
	55135 428AC	1						Right
	55135 429AC	1						Left
7								PANEL, Rear Wheelhouse
	55136 546AB	1						Right
	55136 547AB	1						Left
8								CHECK, Rear Door
	55135 658AB	1						Right
	55135 659AB	1						Left
9	55135 514AB	1						DOOR, Fuel Fill
10	55135 519AB	2						BUMPER, Fuel Door
11	6504 946AA	2						SCREW, Hex Flange Head, M6x1.0x16.0
12								SEAL, Rear Door
	55135 958AC	1						Right
	55135 959AC	1						Left
13								REINFORCEMENT, Fuel Filler Door
	55136 178AB	1						Inner
	55136 683AA	1						Outer
14								SHIELD, Splash
	55136 500AD	1						Right
	55136 501AD	1						Left
15	3420 1631	4						RIVET, M6.25x28 Black
16	55135 511AB	1						HOUSING, Fuel Filler
17								WHEELHOUSE, Rear Inner

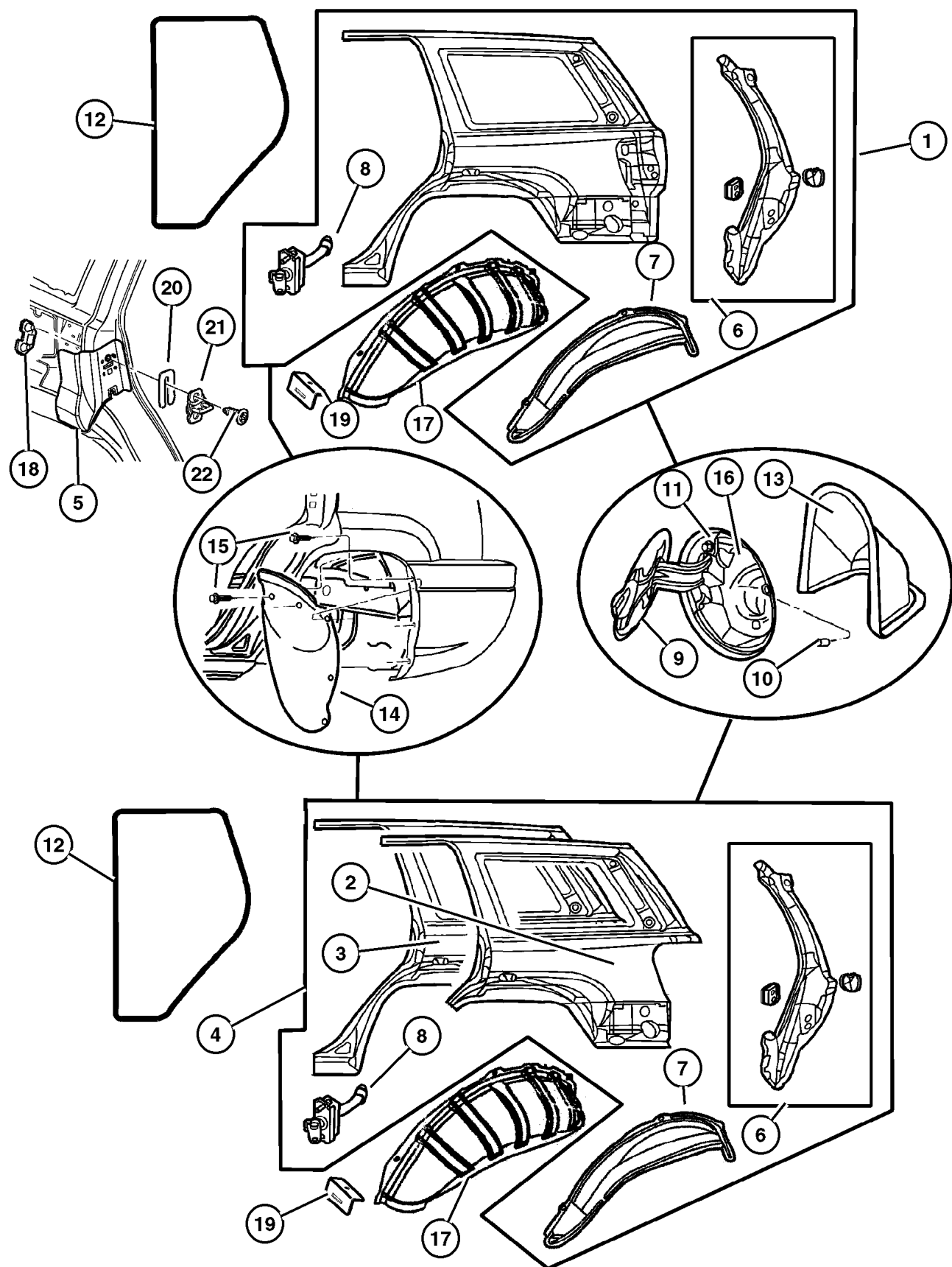
JEEP GRAND CHEROKEE (WJ)

SERIES	LINE	BODY	ENGINE	TRANSMISSION
H = Laredo	J = 4WD	74 = 4 Door	ER0, ERH = 4.0L, Power Tech	DGK = 4 Speed Autm, 42RE
P = Limited	T = 2WD		EV0, EVA = 4.7L, Power Tech	DGQ = 5 Speed Automatic
				5-45RFE
				DG0 = All Automatic Transm

AR = Use as required - = Non illustrated part # = New this model year

July 17, 2002

Panels, Rear Quarter
Figure SWJ-910



ITEM	PART NUMBER	QTY	LINE	SERIES	BODY	ENGINE	TRANS	DESCRIPTION
	55136 996AA	1						Right
	55136 997AA	1						Left
18	4674 669	2						PLATE, Liftgate Striker
19	55136 998AA	2						BRACKET, Wheel House, Trim Panel Attach
20								SPACER, Door Latch Striker
	4520 289	AR						3.5 Thick
	5507 5483	AR						2.0 to 2.5 Thick
21	#4780 607AA	2						STRIKER, Door
22	6504 573	4						SCREW, Oval Head, SCREW

JEEP GRAND CHEROKEE (WJ)

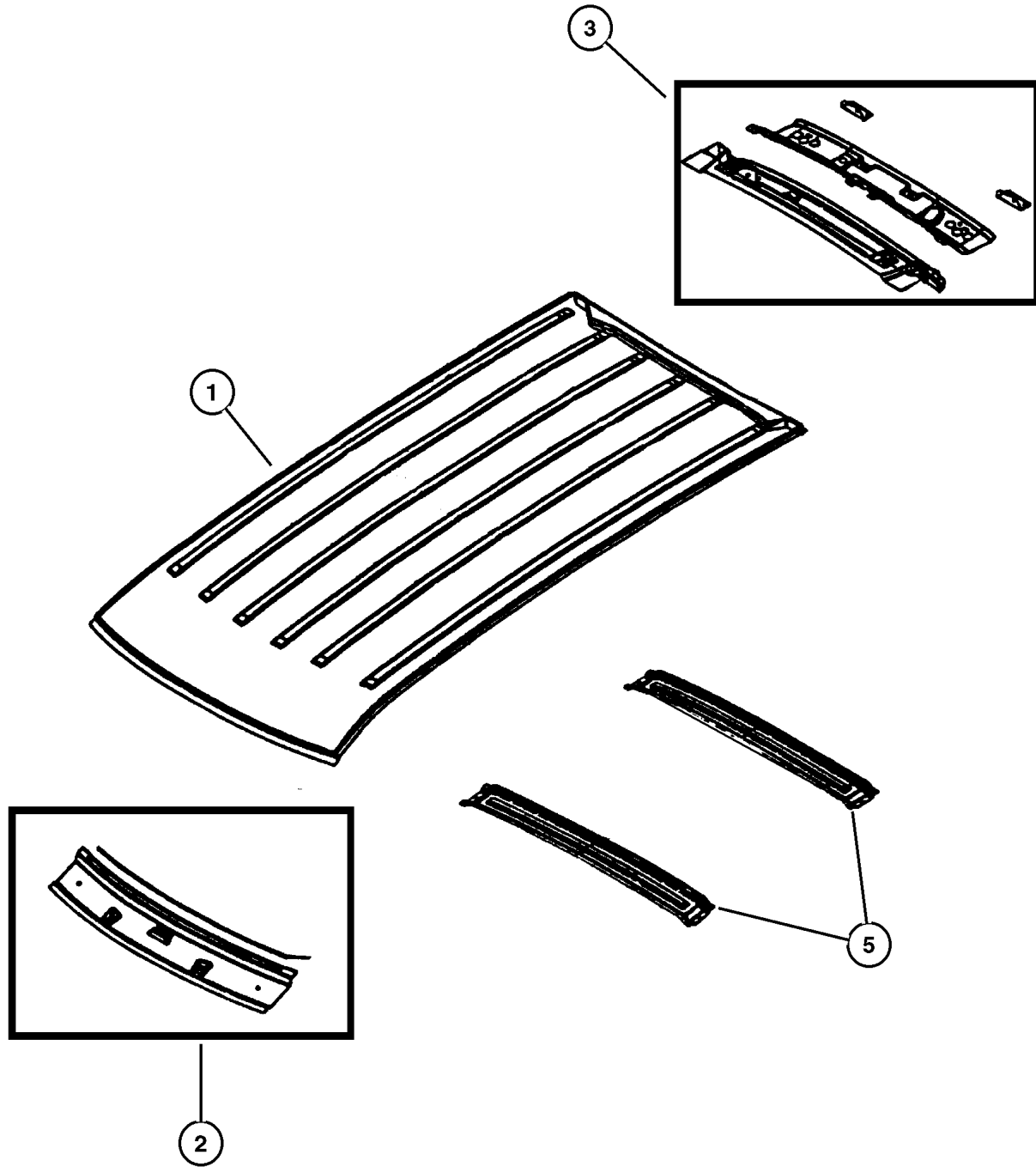
SERIES	LINE	BODY	ENGINE	TRANSMISSION
H = Laredo	J = 4WD	74 = 4 Door	ER0, ERH = 4.0L, Power Tech	DGK = 4 Speed Autm, 42RE
P = Limited	T = 2WD		EV0, EVA = 4.7L, Power Tech	DGQ = 5 Speed Automatic 5-45RFE DG0 = All Automatic Transm

AR = Use as required - = Non illustrated part # = New this model year

July 17, 2002

Panels, Roof
Figure SWJ-1110

ITEM	PART NUMBER	QTY	LINE	SERIES	BODY	ENGINE	TRANS	DESCRIPTION
1								PANEL, Roof
	55135 461AC	1						With Sunroof
	55135 404AC	1						Without Sunroof
2	55135 545AB	1						HEADER, Roof Front, Front
3	55135 523AD	1						HEADER, Panel, Rear
-4								PIN, Headline
	6034 608	4						Roof Bow Attach
		2						Front Header Attach
		2						Rear Header Attach
5	55135 424AD	2						BOW, Roof



JEEP GRAND CHEROKEE (WJ)

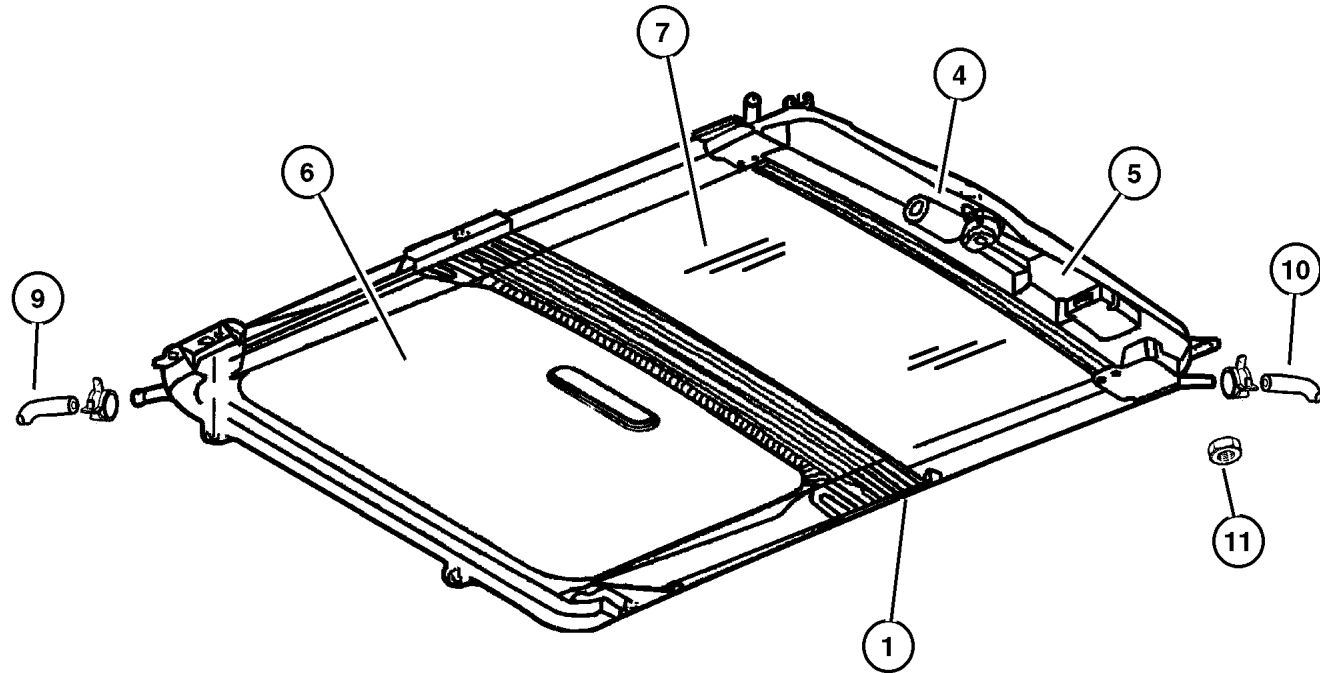
SERIES	LINE	BODY	ENGINE	TRANSMISSION
H = Laredo	J = 4WD	74 = 4 Door	ER0, ERH = 4.0L, Power Tech	DGK = 4 Speed Autm, 42RE
P = Limited	T = 2WD		EV0, EVA = 4.7L, Power Tech	DGQ = 5 Speed Automatic 5-45RFE
				DG0 = All Automatic Transm

AR = Use as required - = Non illustrated part # = New this model year

July 17, 2002

Sunroof
Figure SWJ-1210

ITEM	PART NUMBER	QTY	LINE	SERIES	BODY	ENGINE	TRANS	DESCRIPTION
1	5012 772AA	1						MODULE, Sunroof
-2	5012 765AA	1						DEFLECTOR, Sunroof Wind
-3	5012 769AA	1						CHANNEL, Sunroof Drain
4	5012 768AA	1						MOTOR, Sunroof
5	5012 771AB	1						CONTROL UNIT, Sunroof
6								SUNSHADE, Sunroof
	5EZ11 TL2AB	1						[AZ, A2, L5]
	5EZ11 XT5AB	1						[T5]
7	55135 858AB	1						GLASS, Sunroof
-8	5012 773AA	1						GUIDE, Sunroof Lid
9								HOSE, Sunroof Drain
	55136 966AC	1						Front,Right
	55136 967AD	1						Front,Left
10	55135 851AE	2						HOSE, Sunroof Drain, Rear
11	6503 504	2						NUT AND WASHER, Hex, M6x1
-12	4814 215	1						GROMMET, Tube, Sunroof Drain
-13	6502 843	9						NUT AND WASHER, Hex Nut-Coned Washer, M6 x 1.00, Sunroof to Roof Reinforcement Attach
-14	4805 378AB	2						CLIP, Tube, Sunroof Drain Hose Attach



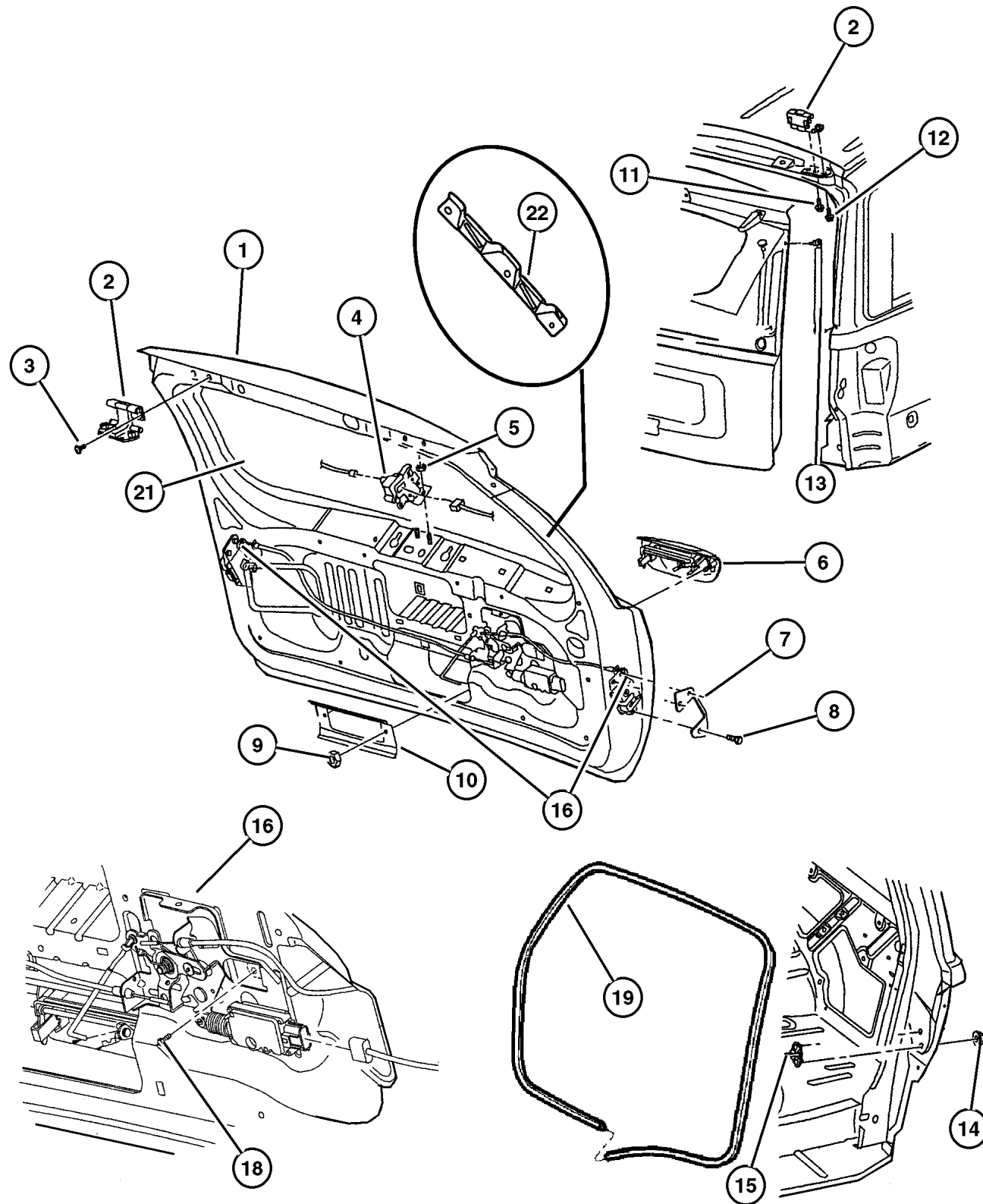
JEEP GRAND CHEROKEE (WJ)

SERIES	LINE	BODY	ENGINE	TRANSMISSION
H = Laredo	J = 4WD	74 = 4 Door	ER0, ERH = 4.0L, Power Tech	DGK = 4 Speed Autm, 42RE
P = Limited	T = 2WD		EV0, EVA = 4.7L, Power Tech	DGQ = 5 Speed Automatic
				5-45RFE
				DG0 = All Automatic Transm

AR = Use as required - = Non illustrated part # = New this model year

July 17, 2002

Liftgate, Latch and Hinges Figure SWJ-1310



ITEM	PART NUMBER	QTY	LINE	SERIES	BODY	ENGINE	TRANS	DESCRIPTION
[ARN]= Laredo								
[ARP]= Limited								
1	55256 177AC	1						PANEL, Liftgate
2	55257 015AB	2						HINGE, Liftgate
3								SCREW AND WASHER, Hex Head, M8-1.25x30, (NOT SERVICED) (Not Serviced)
4	55136 740AA	1						LATCH, Liftgate Glass
5	6503 102	2						NUT AND WASHER, Hex Nut-Coned Washer, M6 x 1.00
6								HANDLE, Liftgate
	5GD47 DX8AB	1						[X8], Limited
	5GD47 XGRAB	1						[GR], Limited
		1						[GR], Laredo
	5GD47 XS5AB	1						[S5], Limited
		1						[S5], Laredo
	5GD47 XBQAB	1						[BQ], Limited
		1						[BQ], Laredo
	5GD47 YUBAB	1						[UB], Limited
		1						[UB], Laredo
	55136 699AB	1						Black, Laredo
	5GD47 PR4AB	1						[R4], Limited
	5GD47 SW1AB	1						[W1], Limited
	5GD47 WBTAB	1						[BT], Limited
		1						[BT], Laredo
	5GD47 WTHAB	1						[TH], Limited
		1						[TH], Laredo
	5GD47 WULAB	1						[UL], Limited
		1						[UL], Laredo
7								PLATE, Liftgate Latch
	55136 910AB	1						Right
	55136 911AB	1						Left
8	6503 259	6						SCREW, Tapping, M6x1x20
9	6505 316AA	2						NUT
10	55136 696AB	1						BRACKET, Outside Door Handle
11	6505 337AA	2						SCREW AND WASHER, Hex Head
12	6507 002AA	4						SCREW AND WASHER, Hex Head, M8x1.25x25
13								SUPPORT, Liftgate Strut
	55137 022AB	1						Right
	55137 023AB	1						Left
14	6503 533	4						SCREW, Flange Head, M8x1.25x26
15								STRIKER, Liftgate
	55136 912AB	1						Right

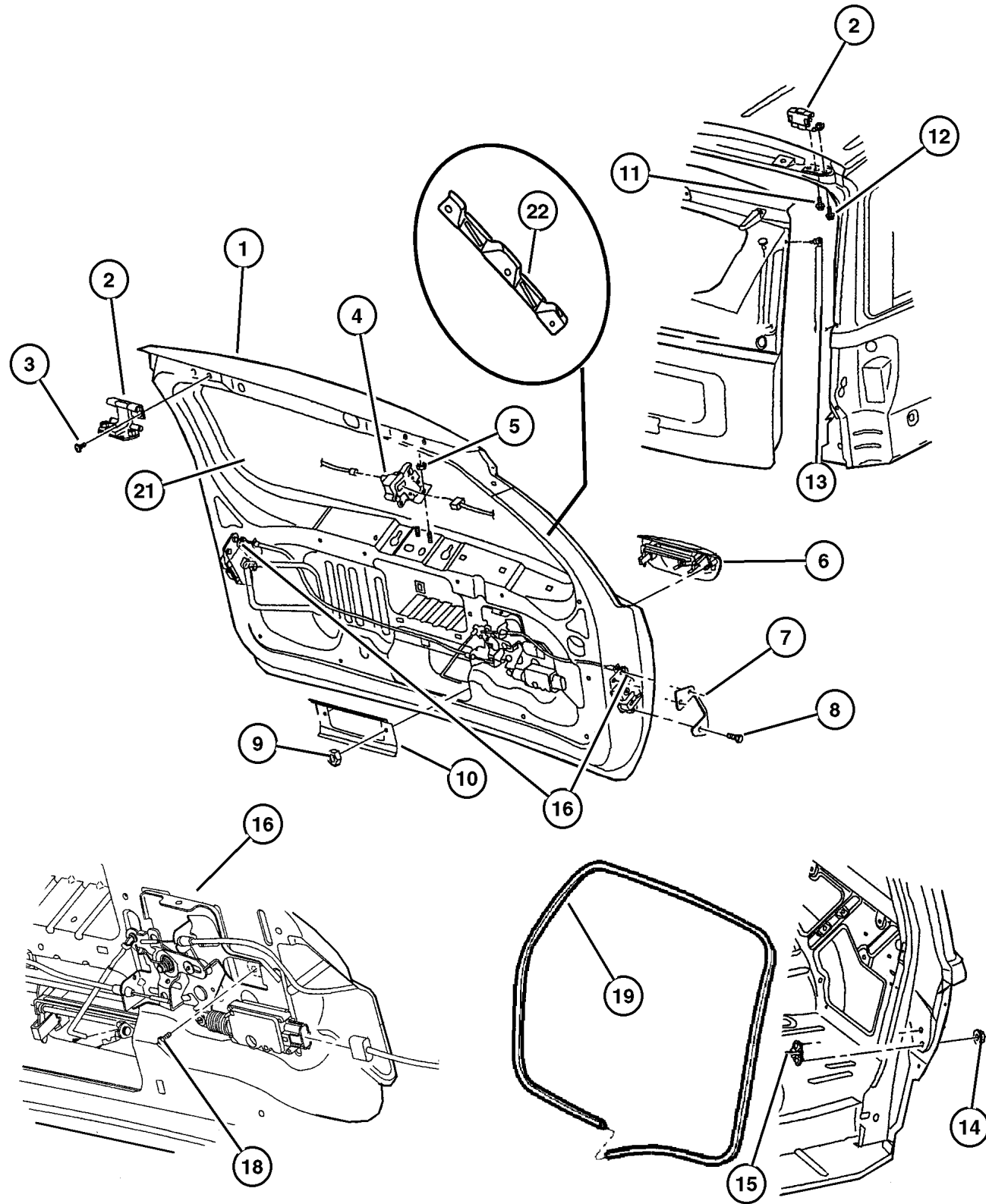
JEEP GRAND CHEROKEE (WJ)

SERIES	LINE	BODY	ENGINE	TRANSMISSION
H = Laredo	J = 4WD	74 = 4 Door	ER0, ERH = 4.0L, Power Tech	DGK = 4 Speed Autm, 42RE
P = Limited	T = 2WD		EV0, EVA = 4.7L, Power Tech	DGQ = 5 Speed Automatic
				5-45RFE
				DG0 = All Automatic Transm

AR = Use as required - = Non illustrated part # = New this model year

July 17, 2002

Liftgate, Latch and Hinges Figure SWJ-1310



ITEM	PART NUMBER	QTY	LINE	SERIES	BODY	ENGINE	TRANS	DESCRIPTION
	55136 913AB	1						Left
16	55136 742AC	1						LATCH, Liftgate
-17	5018 479AA	1						ACTUATOR, Decklid Lock
18	6501 979	1						SCREW AND WASHER, Hex Head, M6x1x17
19	55135 388AB	1						SEAL, Liftgate
-20	6505 435AA	4						NUT, Plastic, License Plate Ataching
21	55136 053AD	1						WEATHERSTRIP, Liftgate Glass
22								BRACKET, Liftgate
	55136 654AA	1						Right
	55136 655AB	1						Left

JEEP GRAND CHEROKEE (WJ)

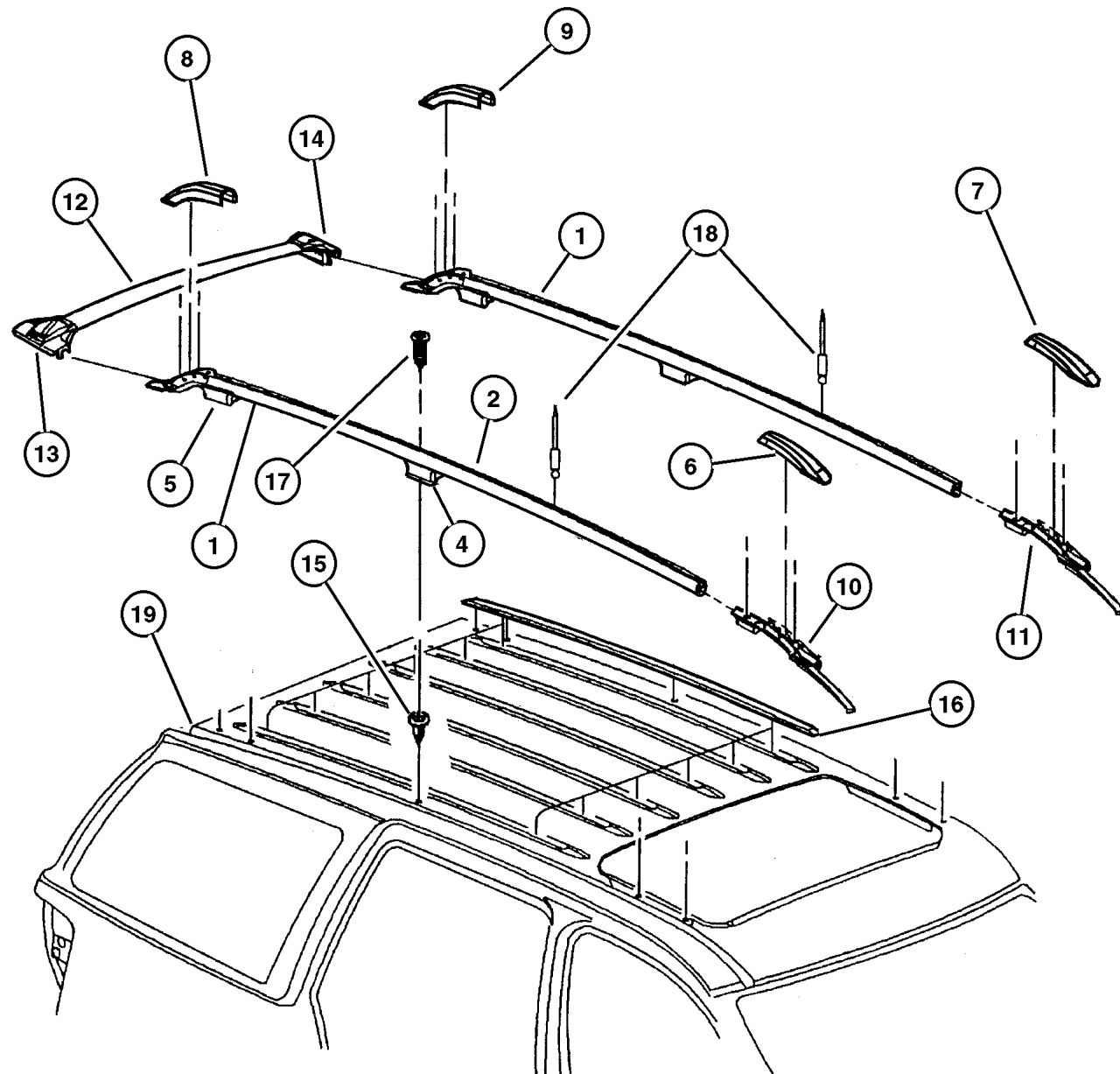
SERIES	LINE	BODY	ENGINE	TRANSMISSION
H = Laredo	J = 4WD	74 = 4 Door	ER0, ERH = 4.0L, Power Tech	DGK = 4 Speed Autm, 42RE
P = Limited	T = 2WD		EV0, EVA = 4.7L, Power Tech	DGQ = 5 Speed Automatic 5-45RFE
				DG0 = All Automatic Transm

AR = Use as required - = Non illustrated part # = New this model year

July 17, 2002

Roof Rack Figure SWJ-1610

ITEM	PART NUMBER	QTY	LINE	SERIES	BODY	ENGINE	TRANS	DESCRIPTION
1								RAIL, Luggage Rack Side
	55136 848AB	1						Right
	55136 849AB	1						Left
2								SPACER
	55136 838AA	1						Right
	55136 839AA	1						Left
-3	#55363 383AA	1						GASKET
4								SUPPORT, Luggage Rack
	55136 854AA	1						Right,Center
	55136 855AA	1						Left,Center
5								SUPPORT, Roof Rack
	55136 836AA	1						Right,Rear
	55136 837AA	1						Left,Rear
6	55135 970AB	1						CAP, Side Rail, Front,Right
7	55135 971AB	1						CAP, Side Rail, Front,Left
8	55136 576AA	1						CAP, Side Rail, Rear,Right
9	55136 577AA	1						CAP, Side Rail, Rear,Left
10	#55136 952AC	1						SUPPORT, Roof Rack, Front,Right
11	#55136 953AC	1						SUPPORT, Roof Rack, Front,Left
12	5017 213AA	2						CROSS RAIL, Roof Rack
13	55136 850AA	2						STANCHION, LUGG RACK CROSS
								RAIL, Right
14	55136 851AA	2						STANCHION, LUGG RACK CROSS RAIL, Left
15	6506 104AA	10						NUT
16	55135 987AB	6						SKID STRIP, Roof Rack
17								SCREW, Pan Head, M6x1.00x45.00, (NOT SERVICED) (Not Serviced)
18								RIVET, .125x.283, (NOT SERVICED) (Not Serviced)
19	55136 526AC	2						MOLDING, Roof Joint



JEEP GRAND CHEROKEE (WJ)

SERIES	LINE	BODY	ENGINE	TRANSMISSION
H = Laredo	J = 4WD	74 = 4 Door	ER0, ERH = 4.0L, Power Tech	DGK = 4 Speed Autm, 42RE
P = Limited	T = 2WD		EV0, EVA = 4.7L, Power Tech	DGQ = 5 Speed Automatic 5-45RFE DG0 = All Automatic Transm

AR = Use as required - = Non illustrated part # = New this model year

July 17, 2002